



Franklin County, Ohio
**Comprehensive Annual
Financial Report**
For the fiscal year ending December 31, 2006



About the Cover – *Health & Fitness in Franklin County*

YMCA of Central Ohio - *top left & bottom right photos*

Today's seniors are more health conscious than ever before. The YMCA has made the health and fitness of our seniors a top priority by providing programs for the spirit, mind and body. Through group exercise classes and aquatic programs that concentrate on mobility and flexibility, dance programs, educational programs, social events, day and overnight trips and volunteer activities the YMCA is bringing "Active Older Adults" together for camaraderie, fellowship and fun!

Photos courtesy of the YMCA of Central Ohio

Komen Columbus Race for the Cure® - *top center photo*

The Komen Columbus Race for the Cure® began in 1993 with 875 participants and raised \$50,000. Through the tireless efforts of nearly 1,000 volunteers, a record field of 31,896 participated in the 14th Komen Columbus Race for the Cure in 2006 – raising approximately \$1.5 million toward local breast cancer screening, treatment, educational programs and national research.

Photo courtesy of the Komen Columbus Race for the Cure

Franklin County Metro Parks - *top right, center left & bottom left photos*

The woodlands and meadows at Franklin County Metro Parks provide the perfect backdrop for cross-country skiing and other winter adventures.

Photo courtesy of Franklin County Metro Parks

Canoeists enjoy the calm waters at Three Creek Park's Turtle Pond in Groveport.

Photo by Cheryl Hyde Peg

Outdoor enthusiasts can hike, bike or rollerblade the scenic 10-mile Alum Creek Greenway Trail in southeast Franklin County.

Photo by Tanya Taylor

Columbus Marathon - *center right photo*

More than 7,700 participated in the 27th Columbus Marathon and inaugural 1/2 Marathon. Race weekend offers runners and non-runners alike the opportunity to enjoy the festivities associated with one of the nation's top 20 marathons.

Photo courtesy of the Columbus Marathon

Westerville Community Center - *bottom center photo*

Whether you're into sports, fitness, creative activities or just plain fun, the Westerville Community Center has something for everyone! The 96,600 square foot facility offers a leisure pool with water slides and a lazy river; an 8-lane lap pool; walking/running track; gymnasium; fitness room; indoor climbing wall; locker rooms; program rooms; public meeting areas; a youth game room; an indoor playground and a "Kids Wait Room" child care area.

Photo courtesy of Westerville Parks & Recreation Department

Comprehensive Annual Financial Report

For the Year Ended December 31, 2006



Joseph W. Testa **Franklin County Auditor**

Prepared by the Fiscal Services Division

Marjorie A. Kruse, CPA – Administrator

Financial Reporting and Systems:

Charles T. Coleman, CPA – Chief Accountant

Emily S. Perkins

Sally Damceski

Lorie A. Hedges

Robert C. Seyerle

Accounts Payable:

Beckie L. Knore – Supervisor

Janet L. Jones

D. Jill Keller

Sandy S. Milligan

C. Carolyn Stuhr

Tonya J. Wade

Payroll:

Laurie L. Cluck – Supervisor

Mona M. Aswad

Teri P. Fowler

Gregory P. Martin

COMPREHENSIVE ANNUAL FINANCIAL REPORT
For the Year Ended December 31, 2006
TABLE OF CONTENTS

	<u>Page</u>
<u>I. INTRODUCTORY SECTION:</u>	
Letter of Transmittal	1
GFOA Certificate of Achievement	8
Franklin County Government Organizational Chart	9
Franklin County Elected Officials	10
<u>II. FINANCIAL SECTION:</u>	
Independent Accountants' Report	11
Management's Discussion and Analysis	13
Basic Financial Statements:	
Government-wide Financial Statements:	
Statement of Net Assets	28
Statement of Activities	29
Fund Financial Statements:	
Balance Sheet – Governmental Funds	30
Reconciliation of Total Governmental Fund Balances to Net Assets of Governmental Activities.....	32
Statement of Revenues, Expenditures and Changes in Fund Balances – Governmental Funds	33
Reconciliation of the Statement of Revenues, Expenditures and Changes in Fund Balances of Governmental Funds to the Statement of Activities.....	35
Statements of Revenues, Expenditures and Changes in Fund Balances – Budget and Actual (Non-GAAP Budgetary Basis):	
General Fund	36
Board of MR&DD Special Revenue Fund	37
Children Services Board Special Revenue Fund	38
Public Assistance Special Revenue Fund	39
ADAMH Board Special Revenue Fund	40
Statement of Net Assets – Proprietary Funds	41
Statement of Revenues, Expenses and Changes in Net Assets – Proprietary Funds	42
Statement of Cash Flows – Proprietary Funds	43
Statement of Fiduciary Assets and Liabilities – Fiduciary Funds	45
Notes to the Basic Financial Statements	46
Combining Statements and Individual Fund Schedules – Governmental Funds:	
Fund Descriptions – Nonmajor Governmental Funds.....	86
Combining Statements – Nonmajor Governmental Funds:	
Combining Balance Sheet – Nonmajor Governmental Funds	87
Combining Balance Sheet – Nonmajor Special Revenue Funds	88
Combining Balance Sheet – Nonmajor Capital Projects Funds.....	93
Combining Statement of Revenues, Expenditures and Changes in Fund Balances – Nonmajor Governmental Funds	94
Combining Statement of Revenues, Expenditures and Changes in Fund Balances – Nonmajor Special Revenue Funds.....	95
Combining Statement of Revenues, Expenditures and Changes in Fund Balances - Nonmajor Capital Projects Funds.....	100

COMPREHENSIVE ANNUAL FINANCIAL REPORT
For the Year Ended December 31, 2006
TABLE OF CONTENTS

Individual Fund Schedules of Revenues, Expenditures and Changes in Fund Balance – Budget and Actual (Non-GAAP Budgetary Basis):	
Major Funds.....	101
Nonmajor Funds.....	110
Combining Statements and Individual Fund Schedules – Proprietary Funds:	
Enterprise Funds:	
Fund Descriptions	131
Individual Fund Schedules of Revenues, Expenses and Changes in Fund Equity - Budget and Actual (Non-GAAP Budgetary Basis).....	132
Internal Service Funds:	
Fund Descriptions	134
Combining Statement of Net Assets	135
Combining Statement of Revenues, Expenses and Changes in Net Assets	136
Combining Statement of Cash Flows	137
Individual Fund Schedules of Revenues, Expenses and Changes in Fund Equity - Budget and Actual (Non-GAAP Budgetary Basis)	138
Combining Statement – Fiduciary Funds:	
Fund Descriptions	140
Combining Statement of Changes in Fiduciary Assets and Liabilities – Agency Funds	141
Combining Statements - Component Units:	
Fund Descriptions	142
Combining Statement of Net Assets	143
Combining Statement of Activities	144

III. STATISTICAL SECTION:

Statistical Section Overview.....	145
Net Assets by Component (Table 1)	146
Changes in Net Assets (Table 2)	147
Fund Balances, Governmental Funds (Table 3)	149
Changes in Fund Balances, Governmental Funds (Table 4)	151
Assessed and Estimated Actual Value of Taxable Property (Table 5)	153
Real Property Value and Construction (Table 6)	155
Property Taxes on a \$100,000 Owner-Occupied Home or a Business (Table 7)	156
Property Tax Rates – Direct and Overlapping Governments (Table 8)	157
Principal Property Taxpayers (Table 9)	161
Property Tax Levies and Collections (Table 10)	163
Property Tax Levies – Voted and Unvoted (Table 11)	165
Other Major General Fund Revenue Sources (Table 12)	166
Ratios of Outstanding Debt by Type (Table 13)	167
Ratios of General Bonded Debt Outstanding (Table 14)	169
Computation of Legal Debt Margin (Table 15)	171
Computation of Direct and Overlapping Debt (Table 16)	173
Demographic and Economic Statistics (Table 17)	174
Principal Employers (Table 18)	175
County Government Employees by Function/Activity (Table 19)	176
Operating Indicators and Capital Asset Statistics (Table 20)	177
Securities and Exchange Commission Rule 15c2-12 Compliance Information (Table 21)	180



Introductory Section



FRANKLIN COUNTY AUDITOR

JOSEPH W. TESTA

June 29, 2007

Citizens of Franklin County, Ohio:

As Auditor of Franklin County, Ohio, (the County), I am pleased to present the Comprehensive Annual Financial Report (CAFR) for the fiscal year ended December 31, 2006. This CAFR conforms to generally accepted accounting principles (GAAP) as applicable to local government entities. The report has been filed with the Auditor of State pursuant to Ohio Revised Code (ORC) Section 117.38. Responsibility for the accuracy of the data and the completeness and fairness of the presentation rests with the County's management. We believe the data is accurate in all material respects and fairly reflects the County's financial position and the results of its operations. All disclosures necessary to enable the reader to gain an understanding of the County's financial activities have been included.

In implementing the County's integrated, automated accounting system, consideration was given to incorporating sound internal controls. Internal controls are designed to provide reasonable, but not absolute, assurance regarding the safeguarding of assets against loss from unauthorized use or disposition, and the reliability and accuracy of financial records for preparing financial statements and maintaining accountability for assets. The concept of reasonable assurance is based on the assumption that the cost of the controls should not outweigh their benefits. The accounting system encompasses appropriations, encumbrances, expenditures, revenues, payroll and capital assets and ensures the financial information generated is both accurate and reliable.

In County government, internal controls are enhanced through the separation of powers. The Commissioners, the Auditor and the Treasurer share the management and administration of the County's financial resources, providing an inherent system of checks and balances. Each of the County's elected officials and agency directors is responsible for internal controls over the cash collection function within their office. Some County offices and agencies hold money in bank accounts outside the County treasury. The individual offices and agencies are responsible for the transaction activity through and reconciliation of those accounts.

U.S. Office of Management and Budget Circular A-133 requires an independent audit to be conducted annually. The audit, which includes procedures to fulfill federal Single Audit requirements, serves to maintain and strengthen the integrity of the County's accounting and budgetary controls. Included in this CAFR is the report of Mary Taylor, CPA, Auditor of State. The State Auditor has issued an unqualified ("clean") opinion on the County's financial statements for the year ended December 31, 2006. The Single Audit is published under separate cover and can be obtained by sending a written request to the Franklin County Auditor, Fiscal Services Division, 373 South High Street, 21st Floor, Columbus, Ohio 43215-6310.

The CAFR is presented in three sections: introductory, financial and statistical. The Introductory Section includes this transmittal letter, the Certificate of Achievement awarded to the County for 2005, an organizational chart and a list of elected officials. The Financial Section contains the Independent Accountants' Report, Management's Discussion and Analysis (MD&A), the basic financial statements and notes, and the combining nonmajor and individual fund financial statements and schedules. The Statistical Section includes selected financial, economic and demographic information that may be useful for further analysis and comparison as well as disclosures required under Rule 15c2-12 of the Securities and Exchange Commission.

The MD&A provides a narrative introduction, overview and analysis to accompany the basic financial statements. This letter of transmittal is designed to complement the MD&A and should be read in conjunction with it. Franklin County's MD&A can be found immediately following the Independent Accountants' Report.

Each year we also publish the Franklin County Annual Report (PAFR) that provides significant financial information in a reader-friendly format. Unlike this CAFR, the PAFR does not conform to GAAP and should be used as a supplement to, not in place of, the CAFR. Both the CAFR and the PAFR can be accessed through the Internet on our web site—<http://www.franklincountyauditor.com>.

Profile of Franklin County Government

Formed in 1803, Franklin County is a political subdivision of the State of Ohio and has only those powers conferred upon it by state law. *Governing* magazine and The Maxwell School at Syracuse University conducted the Government Performance Project, a collaborative study of the nation's 40 largest counties. The results were published in 2002. Franklin County received a "B" overall rating. Only four counties in the United States rated a better overall grade. The following offices respectively hold the primary responsibility for budgeting, accounting and cash management in Franklin County. Each officeholder is elected to a four-year term.

The three-member Board of Commissioners (the Commissioners) serves as the taxing authority, the contracting body and the chief administrator of public services. The Commissioners adopt and oversee the annual operating budget and approve expenditures.

As the County's chief fiscal officer, the Auditor is responsible for maintaining accurate records of all money received by or paid out of the County treasury. As the tax assessor for all political subdivisions within the County, the Auditor is responsible for computing the taxing rates for personal property and real estate as determined by proper taxing authorities and popular vote.

As the County's banker, the Treasurer serves as custodian and investment officer for County funds. The Treasurer collects real estate and personal property taxes, and taxes on manufactured homes.

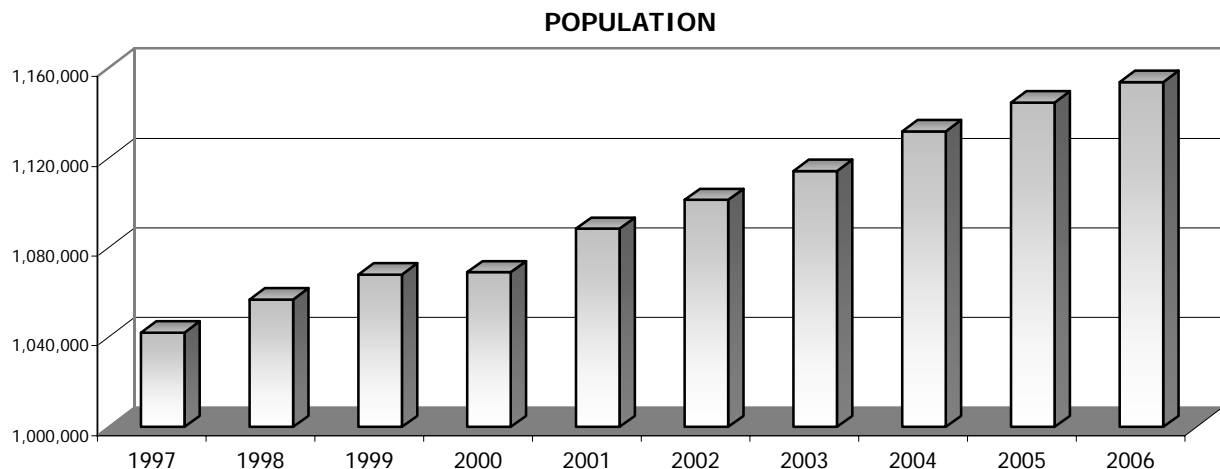
The financial statements contained within this CAFR include all funds, agencies, boards and commissions that are not legally separate and for which Franklin County (the primary government and reporting entity) is financially accountable. The County provides many services to its citizens including tax collection and distribution, civil and criminal justice systems, public safety, health assistance, human services, and road and bridge maintenance. The County also operates two public parking garages and several water supply and sewage treatment systems. The County does not operate schools or hospitals, nor is it responsible for refuse collection or fire safety services.

Organizations that are legally separate from the County are included as component units if the County's elected officials appoint a voting majority of the organization's governing body and (1) the County has the ability to impose its will on that organization or (2) there is a potential for the organization to provide specific financial benefits to, or impose specific financial burdens on, the County. The following entities are included in the financial statements as component units: ARC Industries, Veterans Memorial Hall and Stadium and Team. A complete discussion of the reporting entity is provided in note 1 to the basic financial statements.

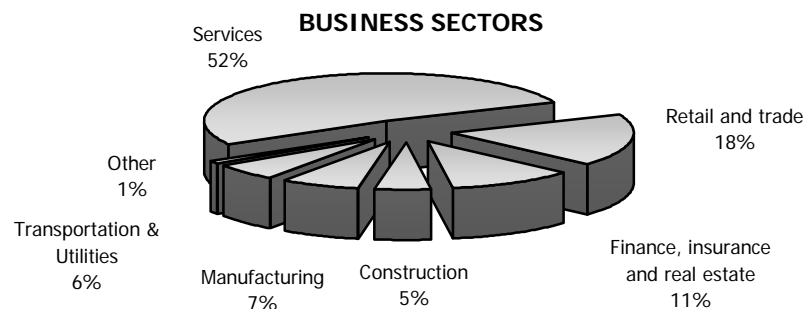
Note 19 to the basic financial statements presents information about joint ventures with the City of Columbus, including the Columbus Regional Airport Authority, the Columbus/Franklin County Affordable Housing Trust Corporation, the Franklin Park Conservatory Joint Recreation District and the Columbus-Franklin County Finance Port Authority. Other related organizations including the Central Ohio Workforce Investment Corporation, the Columbus Metropolitan Library, the Columbus Metropolitan Housing Authority, the Columbus and Franklin County Metropolitan Park District, the Franklin County Family and Children First Council, the Franklin County Convention Facilities Authority, the New Albany Community Authority District Board of Trustees, the Pinnacle Community Infrastructure Financing Authority Board of Trustees and the Central Ohio Community Improvement Corporation are discussed in note 20.

Economic Condition and Outlook

The County is located in central Ohio, within 500 miles of half the nation's population. The Mid-Ohio Regional Planning Commission has estimated the County's population to be 1,153,926 at December 31, 2006 an increase of 0.8 percent for the year and 10.7 percent in the last ten years. Columbus, the largest city in the County, serves as the state capital and the county seat, and is home to The Ohio State University. The County encompasses 12 cities, 17 townships and 14 villages.



Local Economy Central Ohio is among the more economically stable metropolitan areas in the United States. The area has shown resiliency during recessions. The economy is broad-based, with no single industry dominating it. Nationwide Insurance, Limited Brands and Wendy's International have located their headquarters and home offices in Franklin County. Other large employers include JP Morgan Chase & Co., Ohio Health and Wal-Mart Stores Inc. The chart below shows the proportionate number of employees in the various industries (excluding government), as reported by the U.S. Census Bureau, County Business Patterns for 2003.

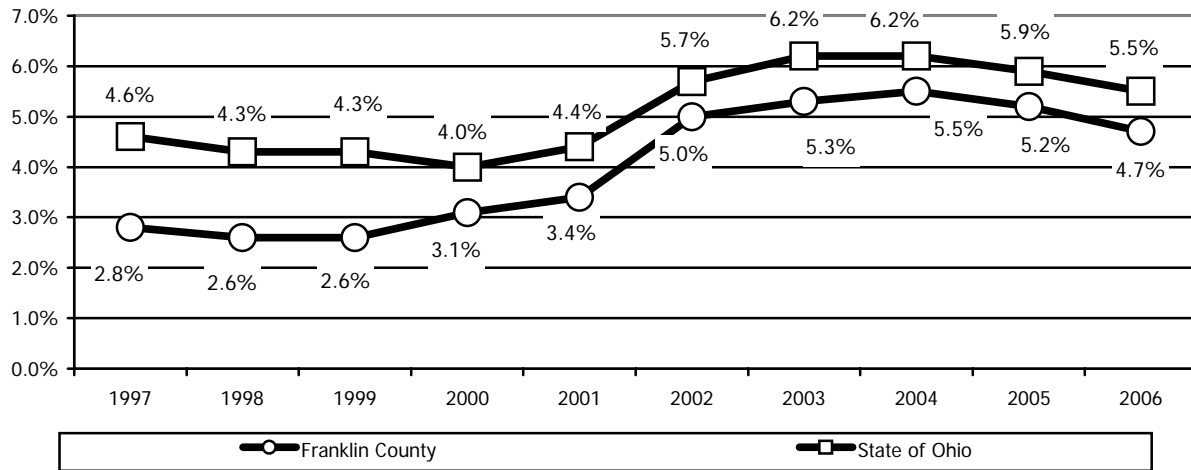


Government and education are also major employers. Together, the State of Ohio, U.S. Government, City of Columbus and Franklin County employ 51,000 people. An additional 27,000 people are employed by either The Ohio State University or Columbus Public Schools.

The diversity of business sectors helps the region weather the economic fluctuations experienced on a larger scale elsewhere. The County's average unemployment rate dropped from 5.2 percent in 2005 to 4.7 percent in 2006. The County's unemployment rate continued to be below the state average of 5.5 percent.

A factor contributing to the lower unemployment rate is the County's well-educated workforce. Based on 2005 educational attainment data published by the U. S. Census Bureau, 34.5 percent of County residents ages 25 and older have completed four or more years of college, and another 53.8 percent have graduated from high school.

UNEMPLOYMENT RATES



A sales tax of 6.75 percent is collected by the State of Ohio on sales made in Franklin County. Since October 1, 2005, the tax has been split as follows: 5.50 percent for the State of Ohio; 1.00 percent for the County's General Fund; and 0.25 percent for the Central Ohio Transit Authority (COTA). On December 31, 2007, the County's temporary sales tax increase of 0.25 percent will expire, after which point in time the full sales tax rate will be 6.50 percent. The County receives no direct funding through income taxes.

Property taxes are a significant revenue source for the General Fund and these County agencies: Children Services Board, the Board of Mental Retardation and Developmental Disabilities, the Alcohol, Drug and Mental Health Board and the Office on Aging.

The total value of new construction was \$1.7 billion in 2006, with \$1.1 billion in residential/agricultural and \$651 million in commercial/industrial construction. In comparison, 2005 total new construction was \$1.8 billion. Overall, real property continues to appreciate in value. The appraisal cycle is six years, with an update performed at the mid-point. As a result of the 2005 sexennial revaluation, real property values increased an average of 21.5 percent over 2002 figures.

ASSESSED VALUE OF TAXABLE PROPERTY (000's omitted)



Generally, tangible personal property that is used in business (including inventory) is assessed for tax purposes. Beginning in tax year 2006, this tax is being phased out for most businesses. In tax year 2006, the assessment percentage was reduced to 18.75 percent; in tax year 2007, to 12.5 percent; in tax year 2008, 6.25 percent; and for tax year 2009 and thereafter, 0 percent. The tax rate on tangible personal property used by telephone, telegraph and other telecommunications companies is also being reduced beginning in 2007. The State will reimburse the County for tax losses related to the phased elimination of taxes. A new State commercial activity tax is imposed on sales in Ohio to replace a portion of the lost revenue.

Financial Policies The budget must be structurally balanced so that continuing revenues support continuing expenditures. One-time surpluses may not be used to expand continuing expenditures. Rather, they may be used for one-time expenditures, such as capital projects. County agencies are encouraged to maximize the use of state and federal revenues so as to help preserve general revenues for other needs.

Budgetary appropriations may not exceed estimated resources, with a balanced budget maintained in each fund. Agency budget requests are submitted in a program-based format in conjunction with strategic business plans that outline each program's performance goals for the following year. Actual performance data related to the demands, outputs, results and efficiencies of each program are part of the budget presentation. Special revenue funds are required to reserve the funds necessary to cover operational needs for the first several pay periods of the following year in the event that a revenue stream is delayed. Agencies funded through tax levies are required to show that the expenditures forecast over the life of the levy do not exceed the estimated revenue collections.

The budget may be amended or supplemented at any time during the year upon formal action of the Commissioners. Transfers of cash between funds require the Commissioners' authorization. Appropriations lapse at the end of the year. The Commissioners adopted the County's 2006 operating budget on December 20, 2005. Additional information on the County's budgetary process can be found in note 3 to the basic financial statements.

ORC § 5705.13 and ORC § 5705.29 permit the taxing authority of a political subdivision to establish reserve balance accounts and to estimate contingent expenses. In accordance with actions taken by the Commissioners, the following set-asides are in place:

- General Fund Contingency – three percent of the General Fund budget may be set aside for unanticipated critical needs. In 2006, \$8.4 million was set aside for this purpose, with \$1.7 million used.
- Economic Stabilization – five percent of the preceding year's General Fund revenue may be reserved to stabilize the budget against cyclical changes in revenue and expenditures. This account had a balance of \$11.75 million as of December 31, 2006, and is shown as a designation within the General Fund.
- Risk Management – funds may be reserved for self-insurance. Liability claims arising from automobile accidents, litigation settlements and judgment awards are paid from agency budgets or from the amount designated for risk management within the General Fund. During 2006, \$58,000 was expended, leaving a balance of \$8.3 million designated in the General Fund for claims.
- Workers' Compensation – funds may be reserved for the payment of claims under a retrospective ratings plan for workers' compensation. As of December 31, 2006, the County has designated \$9.3 million in the General Fund for these future claims.
- 27th Pay Period – established in 1995, this reserve gradually collects the funds necessary to meet the payroll requirements of a 27th pay period for General Fund employees in 2009. The balance at December 31, 2006, was \$5.5 million and is shown as a special revenue fund in the financial statements.

The Treasurer is responsible for the investment of funds in accordance with the County's investment policy as authorized by the Investment Advisory Committee and in keeping with ORC § 135.35. Specific requirements and limitations are described in note 4 to the basic financial statements. To maximize the County's return on investment, the Treasurer's Office employs a cash management program that systematically coordinates cash flow

forecasting, mobilization of cash flows, bank relations and the investment of surplus cash. Communication with other County agencies is integral in this process. In 2006, the General Fund's cash receipts related to investments were \$29.3 million, up from the original estimate of \$21.0 million.

It is the County's policy to issue long-term, fixed-rate debt as a supplement to current tax revenues and fund balances for financing infrastructure and capital projects. Consistent with Ohio law, long-term debt is not issued to support current operations. The County sells bond anticipation notes instead of bonds only when market conditions dictate, or as part of a multi-step construction program. The County will consider using either a competitive process or a negotiated process when issuing bonds. Debt capacity is benchmarked against means and medians for other triple-A rated counties of similar size and complexity as published by Moody's and Standard and Poor's. The County's capital plan, debt obligations and debt capacity are evaluated together in an integrated manner, on an annual basis.

Long-term Financial Planning The capital budgeting process utilizes a detailed five-year capital plan based on these major criteria: 1) consideration of the capital project's impact on future operating and maintenance expenses; 2) assessment of the asset's condition and life cycle, and estimates for replacement or refurbishment; 3) review of additional information such as future needs and costs analysis; 4) prioritization and tracking of progress of capital projects; and 5) the requesting department's strategic business plan. The County's Computer Aided Facilities Management software provides data to plan programs for construction, replacement and maintenance. A multi-year linkage between operating and capital budgets aids in determining the impact on future spending. Particular attention is focused on extending an asset's life. A thorough preventive maintenance program is required on each project, helping to avert major or emergency repairs.

The County normally relies on the strength of its triple-A ratings, conservative fiscal practices, substantial revenue capacity, reasonable debt ratios and centralized location within a larger regional economy to access capital markets for financing projects. When beneficial in view of interest rates and the general economic picture, the County pays for capital improvements from current tax revenues and available cash balances. At December 31, 2006, the County had \$120.0 million cash and investments in its General Fund, an increase of \$57.7 million from 2005. The cash and investments balance includes the designated monies previously described. Franklin County's triple-A credit rating was reaffirmed by both Moody's Investors Service and Standard and Poor's Corporation in May 2007.

Major Initiatives The County is in the process of designing and constructing a new baseball stadium in the Arena District. Huntington Park is expected to open in 2009 and will replace the existing Cooper Stadium. Acquisition costs related to the land totaled \$15.5 million and were paid in 2006. The remaining project costs are estimated at approximately \$40 million. Three corporate donors have committed \$24 million through sponsorship agreements with the Stadium and Team for naming rights for the stadium, the concourse and scoreboard. In addition, the City of Columbus has pledged \$9 million for street improvements and other infrastructure work around the stadium site and the State's capital projects budget incorporates a \$7 million grant-in-aid. The County intends to issue bonds to complete the project's financing, to be repaid in part from the corporate sponsorships as well as from future stadium revenues and the sale proceeds from Cooper Stadium.

During 2006, the County entered into agreements related to the construction of a new building for the courts. An owner's representative was hired, and contracts were awarded for the design and for construction management. In May 2007, the Commissioners authorized the issuance of up to \$135 million in general obligation bonds, the proceeds of which will be used to acquire, construct, install and equip a county courts building and an animal shelter, and to improve certain streets and roads within the County. See note 13 for further discussion on commitments.

During 2006, 4,546 electronic touch-screen voting machines were purchased at a cost of \$14.1 million, paid for with a combination of federal, state and General Fund money. There is now one machine for every 169 registered voters in the County and one for every 138 voters considered active. A hand count of votes from paper tapes will be used in recounts of close elections.

In February 2006, the Auditor declared a surplus in the Real Estate Assessment fund totaling \$5.5 million. This amount was refunded as unplanned tax revenue to local government agencies and schools, proportionate to their tax collection. The surplus revenue was included as part of the first-half tax distribution sent to local taxing entities. The Real Estate Assessment fund is comprised of a portion of property tax collections to be used by the Auditor primarily for real estate appraisal purposes.

The County and the City of Columbus created the Columbus-Franklin County Finance Authority in March 2006. This new partnership is focused on creating deals through four public finance tools: lease financing; tax increment financing; special financing; and bond fund programs. It will make capital available to help ensure the region's job retention and expansion. The County provided \$1,400,000 to the Finance Authority in 2006 and has agreed to provide an annual operating subsidy of \$150,000 for each of the next four years.

Ohio communities are permitted by law to offer tax incentives to businesses to entice them to locate within their taxing districts. The County Auditor leads the Tax Incentive Review Council (TIRC) which conducts an annual review to ensure the companies are living up to the terms of the abatement agreements. When job creation, investment or other goals within the agreements are not met, the TIRC can recommend that changes be made to the underlying agreement, that the level of abated taxes be reduced, or that the abatement be revoked. During 2006, the TIRC reviewed 150 agreements for various jurisdictions within the County.


Awards and Acknowledgements

Awards The GFOA has awarded us the Certificate of Achievement for Excellence in Financial Reporting for the year ended December 31, 2005. The County has received this prestigious award for 23 consecutive years. The Certificate of Achievement is the highest form of recognition for excellence in state and local government financial reporting. To earn the Certificate of Achievement, the County published a readable and well-organized CAFR whose contents conformed to program standards and satisfied GAAP and applicable legal requirements. The Certificate of Achievement is valid for a period of one year. We believe our current report continues to conform to the Certificate of Achievement program requirements and we are submitting it to the GFOA.

The GFOA has also presented us an Award for Outstanding Achievement in Popular Annual Financial Reporting for the year ended December 31, 2005. This is our eleventh consecutive Award. To earn the Award, the Auditor's Office published the Franklin County Annual Report to provide taxpayers and other interested parties with an overview of the County's financial condition and results of its operations. The 2006 Annual Report will be submitted to the GFOA for award consideration.

Acknowledgements The preparation of this report could not have been accomplished without the dedicated effort of the entire Fiscal Services Division. I especially want to thank the Financial Reporting Department who worked diligently to continue to comply with the precise guidelines established by the GFOA's award programs. Their commitment to excellence in financial reporting added to the quality of this CAFR. I would also like to express my appreciation to each of the County's elected officials and the various County agencies for their cooperation in the preparation of this report.

Sincerely,



Joseph W. Testa
Franklin County Auditor

Certificate of Achievement for Excellence in Financial Reporting

Presented to

Franklin County
Ohio

For its Comprehensive Annual
Financial Report
for the Fiscal Year Ended
December 31, 2005

A Certificate of Achievement for Excellence in Financial Reporting is presented by the Government Finance Officers Association of the United States and Canada to government units and public employee retirement systems whose comprehensive annual financial reports (CAFRs) achieve the highest standards in government accounting and financial reporting.



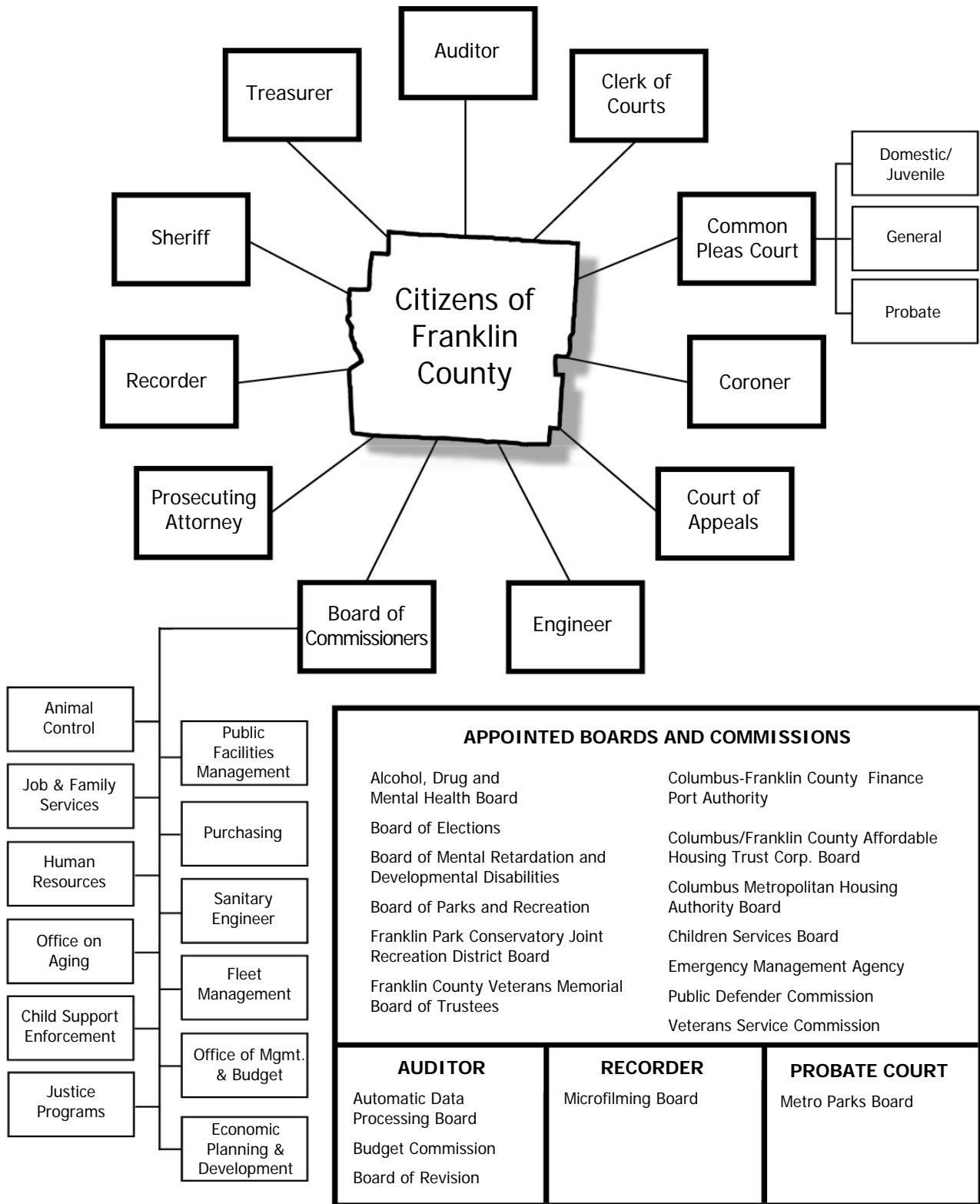
A handwritten signature in black ink, appearing to read "Thomas J. Moran".

President

A handwritten signature in black ink, appearing to read "Jeffrey R. Emer".

Executive Director

FRANKLIN COUNTY GOVERNMENT ORGANIZATIONAL CHART



ELECTED OFFICIALS AS OF DECEMBER 31, 2006

AUDITOR

*373 S. High Street, 21st Floor
Columbus, Ohio 43215
614.462.7399*

Joseph W. Testa

**BOARD OF
COMMISSIONERS**

*373 S. High Street, 26th Floor
Columbus, Ohio 43215
614.462.3322*

Paula Brooks
Mary Jo Kilroy
Dewey R. Stokes

CLERK OF COURTS

*373 S. High Street, 23rd Floor
Columbus, Ohio 43215
614.462.3600*

John O'Grady

**COMMON PLEAS COURT
DOMESTIC/JUVENILE**

*373 S. High Street, 3rd Floor
Columbus, Ohio 43215
614.462.6320*

Kim A. Browne
Kay Lias
Jim Mason
Dana S. Preisse
Carole Squire

**COMMON PLEAS COURT
GENERAL**

*369 S. High Street
Columbus, Ohio 43215
614.462.3452*

John F. Bender
John P. Bessey
Eric S. Brown
David E. Cain
John A. Connor
David W. Fais
Richard A. Frye
Daniel T. Hogan
Michael J. Holbrook
Timothy S. Horton
Julie M. Lynch
Beverly Y. Pfeiffer
Guy L. Reece II
Charles A. Schneider
Patrick E. Sheeran
Richard S. Sheward
Angela Phelps-White

**COMMON PLEAS COURT
PROBATE**

*373 S. High Street, 22nd Floor
Columbus, Ohio 43215
614.462.3894*

Lawrence A. Belskis

CORONER

*520 King Avenue
Columbus, Ohio 43201
614.462.5290*

Bradley J. Lewis, M.D.

**COURT OF APPEALS
TENTH DISTRICT**

*373 S. High Street, 24th Floor
Columbus, Ohio 43215
614.462.3580*

Susan Brown
Peggy Bryant
Judith L. French
William A. Klatt
Patrick M. McGrath
Charles A. Petree
Lisa L. Sadler
Alan C. Travis

ENGINEER

*970 Dublin Road
Columbus, Ohio 43215
614.462.3030*

Dean C. Ringle, P.E., P.S.

PROSECUTING ATTORNEY

*373 S. High Street, 14th Floor
Columbus, Ohio 43215
614.462.3555*

Ron O'Brien

RECORDER

*373 S. High Street, 18th Floor
Columbus, Ohio 43215
614.462.3930*

Robert G. Montgomery

SHERIFF

*369 S. High Street
Columbus, Ohio 43215
614.462.3360*

Jim Karnes

TREASURER

*373 S. High Street, 17th Floor
Columbus, Ohio 43215
614.462.3438*

Richard Cordray



Financial Section



Mary Taylor, CPA

Auditor of State

INDEPENDENT ACCOUNTANTS' REPORT

Franklin County
373 South High Street, 26th Floor
Columbus, Ohio 43215-6310

To the Board of Commissioners:

We have audited the accompanying financial statements of the governmental activities, the business-type activities, each major fund, and the aggregate discretely presented component units and remaining fund information of Franklin County, Ohio (the County), as of and for the year ended December 31, 2006, which collectively comprise the County's basic financial statements as listed in the table of contents. These financial statements are the responsibility of the County's management. Our responsibility is to express opinions on these financial statements based on our audit. We did not audit the financial statements of the Alcohol, Drug and Mental Health Board, which is both a major fund and 6.43%, 11.20%, and 10.30%, respectively of the assets, net assets, and revenues for the governmental activities. We also did not audit the financial statements of Franklin County Stadium, Inc. and Columbus Baseball Team, Inc., and ARC Industries, Inc., which are discretely presented component units and represent .41% and .43% of the assets, .26% and .43% of the net assets and fund balances, and 1.88% and 3.45% of the revenues, respectively, of the aggregate discretely presented component units and remaining fund information. Other auditors audited those financial statements. They have furnished their report thereon to us and we base our opinion, insofar as it relates to the amounts included for the Alcohol, Drug and Mental Health Board, Franklin County Stadium, Inc. and Columbus Baseball Team, Inc., and ARC Industries, Inc. on the report of the other auditors.

We conducted our audit in accordance with auditing standards generally accepted in the United States of America and the standards applicable to financial audits contained in *Government Auditing Standards*, issued by the Comptroller General of the United States. Those standards require that we plan and perform the audit to reasonably assure whether the financial statements are free of material misstatement. An audit includes examining, on a test basis, evidence supporting the amounts and disclosures in the financial statements. An audit also includes assessing the accounting principles used and significant estimates made by management, as well as evaluating the overall financial statement presentation. We believe that our audit and the report of the other auditors provide a reasonable basis for our opinions.

In our opinion, based on our audit and the report of the other auditors, the financial statements referred to above present fairly, in all material respects, the respective financial position of the governmental activities, the business-type activities, each major fund, and the aggregate discretely presented component units and remaining fund information of Franklin County, Ohio, as of December 31, 2006, and the respective changes in financial position and where applicable, cash flows, thereof and the respective budgetary comparisons for the General, Board of Mental Retardation and Developmental Disabilities, Children Services Board, Public Assistance, and Alcohol, Drug and Mental Health Board funds for the year then ended in conformity with accounting principles generally accepted in the United States of America.

35 N. Fourth St. / Second Floor / Columbus, OH 43215-3612
Telephone: (614) 466-3402 (800) 443-9275 Fax: (614) 728-7199
www.auditor.state.oh.us

In accordance with *Government Auditing Standards*, we have also issued our report dated June 29, 2007, on our consideration of the County's internal control over financial reporting and our tests of its compliance with certain provisions of laws, regulations, contracts and grant agreements and other matters. While we did not opine on the internal control over financial reporting or on compliance, that report describes the scope of our testing of internal control over financial reporting and compliance and the results of that testing. That report is an integral part of an audit performed in accordance with *Government Auditing Standards*. You should read it in conjunction with this report in assessing the results of our audit.

Management's Discussion and Analysis is not a required part of the basic financial statements but is supplementary information accounting principles generally accepted in the United States of America requires. We have applied certain limited procedures, consisting principally of inquiries of management regarding the methods of measuring and presenting the required supplementary information. However, we did not audit the information and express no opinion on it.

We conducted our audit to opine on the financial statements that collectively comprise the County's basic financial statements. The introductory section, combining nonmajor fund statements and schedules, and statistical tables provide additional information and are not a required part of the basic financial statements. We and the other auditors subjected the combining nonmajor fund statements and schedules to the auditing procedures applied in the audit of the basic financial statements. In our opinion, based on our audit and the report of the other auditors, this information is fairly stated in all material respects in relation to the basic financial statements taken as a whole. We and the other auditors did not subject the introductory section and statistical tables to the auditing procedures applied in the audit of the basic financial statements, and accordingly, we express no opinion on them.



Mary Taylor, CPA
Auditor of State

June 29, 2007

FRANKLIN COUNTY, OHIO
Management's Discussion and Analysis
For the Year Ended December 31, 2006
(Unaudited)

As management of Franklin County (the County), we offer readers this narrative overview and analysis of the financial activities of the County as a whole for the fiscal year ended December 31, 2006. We encourage readers to consider the information presented here in conjunction with our letter of transmittal, which can be found at the front of this report, and the financial statements, which follow this section and provide more specific detail. All amounts, unless otherwise indicated, are expressed in thousands of dollars.

During 2006, it was determined that certain reclassifications and restatements needed to be made. The following discussion and analysis incorporates the effects of these reclassifications and restatements on amounts previously reported in 2005. Please see note 21 to the basic financial statements for a detailed description of the reclassifications and restatements.

Financial Highlights

- The County's assets exceeded its liabilities at the close of 2006 by \$937.4 million. Of this amount, \$200.2 million is considered unrestricted. Unrestricted net assets may be used to meet ongoing obligations. The unrestricted net assets of the County's governmental activities and business-type activities are \$194.3 million and \$5.9 million, respectively.
- The County's total net assets increased by \$143.1 million in 2006, an increase of 18.0 percent. Net assets of the governmental activities increased \$140.6 million, or 18.2 percent. Net assets of the business-type activities increased \$2.5 million or 11.5 percent.
- Total revenues for 2006 were \$1.149 billion. General revenues (taxes, investment earnings, unrestricted grants) accounted for \$644.8 million, or 56.1 percent of all revenues. Program revenues (charges for services, program-specific grants and contributions) were \$504.0 million, or 43.9 percent.
- The County's expenses related to governmental activities were \$998.9 million. Of this amount, \$494.7 million (49.5 percent) was offset by program revenues. General revenues, primarily taxes, provided \$504.2 million (50.5 percent) for the remaining program expenses.
- At the close of 2006, the County's governmental funds reported a combined ending fund balance of \$474.5 million, an increase of \$111.2 million in comparison with the prior year. Of the amount reported as combined fund balance at year-end, \$454.8 million is considered unreserved and available for spending at the County's discretion.
- At the end of the current fiscal year, unreserved fund balance for the General Fund was \$169.6 million, or 64.8 percent of total General Fund expenditures (including transfers out). Unreserved fund balance for the General Fund increased by \$90.4 million, or 114.1 percent, when compared to 2005's General Fund unreserved fund balance.
- The County's investment in capital assets (net of related debt) increased by \$39.7 million, representing a 12.1 percent increase related to governmental activities and a 13.0 percent increase related to business-type activities.
- The County's total long-term debt (bonds, notes and capital leases) decreased by \$8.1 million, representing a 6.3 percent decrease in debt related to governmental activities and a 4.7 percent increase in debt related to business-type activities.

FRANKLIN COUNTY, OHIO
Management's Discussion and Analysis
For the Year Ended December 31, 2006
(Unaudited)

Overview of the Financial Statements

Management's discussion and analysis is intended to serve as an introduction to the County's basic financial statements, which are comprised of three components: 1) government-wide financial statements, 2) fund financial statements, and 3) notes to the basic financial statements. This report also contains supplementary information.

Government-wide Financial Statements The government-wide financial statements provide a broad overview of the County's finances in a manner similar to a private-sector business and can be found on pages 28 and 29 of this report.

The *statement of net assets* presents information on all the County's assets and liabilities, with the difference between the two reported as net assets. Over time, the change in net assets may serve as a useful indicator of whether the County's financial position is improving or declining.

The *statement of activities* shows how the County's net assets changed during the most recent fiscal year. All changes in net assets are reported as soon as the underlying event occurs, regardless of the timing of related cash flows. Thus, revenues and expenses are reported in this statement for some items that will result in cash flows in future fiscal periods (e.g., uncollected taxes and earned but unused vacation leave).

Both of the government-wide financial statements distinguish functions of the County that are principally supported by taxes and intergovernmental revenues (*governmental activities*) from other functions that are intended to recover their costs through user fees and charges (*business-type activities*). The County's governmental activities include general government, judicial, public safety, human services, health, public works, conservation and recreation, and community development functions. The County's business-type activities include water and sewer, and parking facilities operations.

The government-wide financial statements include not only Franklin County itself (known as the *primary government*), but also certain organizations for which the County is financially accountable. Financial information for these *component units* is reported separately. The County's component units include ARC Industries, Incorporated, of Franklin County, Ohio (ARC Industries); Veterans Memorial Hall; and Franklin County Stadium, Inc. and Columbus Baseball Team, Inc. (Stadium and Team). Notes 1 and 18 to the basic financial statements contain more information about the component units.

Fund Financial Statements A *fund* is a grouping of related accounts that is used to maintain control over resources that have been segregated for specific activities or objectives. The County, like other state and local governments, uses fund accounting to ensure and demonstrate compliance with finance-related legal requirements. The County's funds can be divided into three categories: governmental funds, proprietary funds and fiduciary funds.

Governmental Funds: Governmental funds are used to account for essentially the same functions that are reported as governmental activities in the government-wide financial statements. However, unlike the government-wide financial statements, governmental fund financial statements focus on current sources and uses of spendable resources, as well as balances of spendable resources available at the end of the fiscal year. Such information may be useful in evaluating a government's short-term financing requirements.

FRANKLIN COUNTY, OHIO
Management's Discussion and Analysis
For the Year Ended December 31, 2006
(Unaudited)

Because the focus of governmental funds is narrower than that of the government-wide financial statements, it is useful to compare the information presented for governmental funds with similar information presented for governmental activities in the government-wide financial statements so as to understand the long-term impact of the County's short-term financing decisions. Both the governmental fund balance sheet and the governmental fund statement of revenues, expenditures and changes in fund balances provide reconciliations to facilitate this comparison between governmental funds and governmental activities. See pages 30 – 35 of this report.

The County maintains many individual governmental funds. Information is presented separately in the governmental fund balance sheet and in the governmental fund statement of revenues, expenditures and changes in fund balances for those funds considered to be *major funds*. For Franklin County, these are the General Fund, Board of Mental Retardation & Developmental Disabilities (MR&DD) fund, Children Services Board fund, Public Assistance fund and Alcohol, Drug and Mental Health (ADAMH) Board fund. Data from the other governmental funds is aggregated for presentation as a single column. Individual fund data for each of the nonmajor governmental funds is provided in the *combining statements*.

The County adopts a budget resolution annually. Financial statements prepared on a budgetary basis that does not conform with generally accepted accounting principles (GAAP) have been provided on pages 36 – 40 for the major funds to demonstrate budgetary compliance.

Proprietary Funds: The County maintains two types of proprietary funds. *Enterprise funds* report the same functions presented as business-type activities in the government-wide financial statements. Enterprise funds are used to account for water and sewer, and parking facilities operations. *Internal service funds* are an accounting device used to accumulate and allocate costs internally across the County's various functions. Internal service funds are used to account for telecommunications and employee benefits. Because the services accounted for in the internal service funds predominantly benefit governmental rather than business-type functions, they have been included within governmental activities in the government-wide financial statements.

The proprietary fund statements provide the same type of information as the government-wide financial statements, only in more detail. The proprietary fund financial statements show the Water and Sewer fund and the Parking Facilities fund separately; the internal service funds are aggregated. The basic proprietary fund financial statements are on pages 41 – 43.

Fiduciary Funds: Fiduciary funds are used to account for resources held for the benefit of parties outside the government. Fiduciary funds are not reflected in the government-wide financial statements because those resources are not available to support the County's own programs. The accounting used for fiduciary funds is much like that used for proprietary funds. The basic fiduciary fund financial statement can be found on page 45.

Notes to the Basic Financial Statements: The notes provide additional information essential to a full understanding of the data provided in the government-wide and fund financial statements. The notes to the basic financial statements can be found on pages 46 – 84.

FRANKLIN COUNTY, OHIO
Management's Discussion and Analysis
For the Year Ended December 31, 2006
(Unaudited)

Other Information: The combining statements referred to earlier in connection with nonmajor governmental funds, proprietary funds, fiduciary funds and component units are presented immediately following the notes. Individual fund schedules prepared on a non-GAAP, budgetary basis are also presented. Combining nonmajor fund statements and individual fund schedules can be found on pages 87 – 144 of this report.

Government-wide Financial Analysis

The following table provides a summary of the County's 2006 net assets compared to 2005:

	Net Assets (Amounts in 000's)					
	Governmental Activities		Business-type Activities		Total	
	2006	2005	2006	2005	2006	2005
Assets:						
Current and other assets	\$ 1,121,566	\$ 992,789	\$ 7,758	\$ 6,734	\$ 1,129,324	\$ 999,523
Capital assets	461,484	430,882	30,544	27,863	492,028	458,745
Total assets	<u>1,583,050</u>	<u>1,423,671</u>	<u>38,302</u>	<u>34,597</u>	<u>1,621,352</u>	<u>1,458,268</u>
Liabilities:						
Long-term debt	128,970	137,640	11,870	11,343	140,840	148,983
Other long-term liabilities	42,109	40,254	164	130	42,273	40,384
Other liabilities	499,132	473,502	1,633	1,026	500,765	474,528
Total liabilities	<u>670,211</u>	<u>651,396</u>	<u>13,667</u>	<u>12,499</u>	<u>683,878</u>	<u>663,895</u>
Net assets:						
Invested in capital assets						
net of related debt	346,360	308,863	18,674	16,520	365,034	325,383
Restricted	372,210	343,785	-	-	372,210	343,785
Unrestricted	194,269	119,627	5,961	5,578	200,230	125,205
Total net assets	<u>\$ 912,839</u>	<u>\$ 772,275</u>	<u>\$ 24,635</u>	<u>\$ 22,098</u>	<u>\$ 937,474</u>	<u>\$ 794,373</u>

As noted earlier, net assets may serve as a useful indicator of the County's financial position. The County's assets exceeded liabilities by \$937.4 million (\$912.8 million in governmental activities and \$24.6 million in business-type activities) at the close of 2006. All three categories of net assets, the County as a whole and its separate governmental and business-type activities, had positive balances in the prior fiscal year, as well.

A large portion of the County's net assets (38.9 percent) reflects its investment in capital assets (e.g., land, buildings and improvements, infrastructure, machinery and equipment, and construction in progress) less accumulated depreciation and any related outstanding debt that had been used to acquire those assets. Although the County's investment in its capital assets is reported net of related debt, it should be noted that the resources needed to repay this debt must be provided from other sources, since the capital assets themselves cannot be used to liquidate these liabilities.

An additional portion of the County's net assets (39.7 percent) represents resources that are subject to external or legal restrictions on how they may be used. The remaining balance of net assets (\$200.2 million) is unrestricted and may be used to meet the County's ongoing obligations to citizens, employees and creditors. It is important to note, however, that the unrestricted net assets of the County's business-type activities (\$5.9 million) may not be used to fund governmental activities.

FRANKLIN COUNTY, OHIO
Management's Discussion and Analysis
For the Year Ended December 31, 2006
(Unaudited)

The amount invested in capital assets, net of related debt, increased by \$39.7 million or 12.2 percent. These were the major 2006 capital additions: \$15.5 million for the purchase of land for the new baseball stadium; \$14.1 million for the purchase of electronic voting machines; \$3.2 million for the renovation of an apartment building to be used by the Board of MRⅅ \$2.8 million for the Leonard Park sewer project; \$2.3 million for land and road improvements at Avery Road at Hayden Run; and \$1.9 million for construction in progress related to the new courts building. The debt related to capital assets was reduced by \$10.8 million through 2006 payments.

Restricted net assets reported in connection with governmental activities increased by \$28.4 million, primarily due to increased intergovernmental revenues and reduced expenses in the public works and community development functions and increased property taxes due to the county-wide reappraisal of real property effective for 2006 real estate taxes. The County's business-type activities have no restricted net assets in 2005 or 2006.

The County's total net assets increased by \$143.1 million during 2006: \$140.6 million increase for governmental activities and \$2.5 million increase for business-type activities. The following table shows the changes in net assets for 2006 compared with 2005:

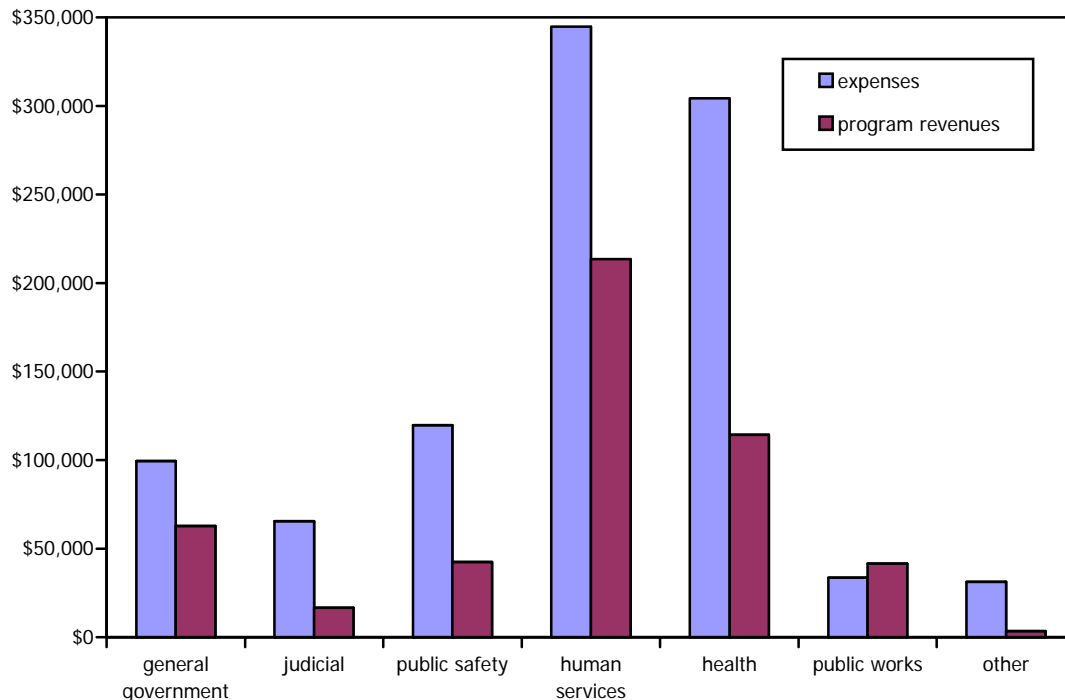
Changes in Net Assets (Amounts in 000's)						
	Governmental Activities		Business-type Activities		Total	
	2006	2005	2006	2005	2006	2005
Program revenues:						
Charges for services	\$ 118,689	\$ 110,614	\$ 8,006	\$ 7,771	\$ 126,695	\$ 118,385
Operating grants	361,153	351,932	-	-	361,153	351,932
Capital grants	14,839	26,232	1,329	45	16,168	26,277
General revenues:						
Property taxes	360,173	337,991	-	-	360,173	337,991
Sales taxes	175,343	105,886	-	-	175,343	105,886
Grants not restricted to specific programs	72,791	63,506	-	-	72,791	63,506
Unrestricted investment earnings	36,489	18,025	-	-	36,489	18,025
Total revenues	1,139,477	1,014,186	9,335	7,816	1,148,812	1,022,002
Expenses:						
General government	99,566	89,376	-	-	99,566	89,376
Judicial	65,470	64,428	-	-	65,470	64,428
Public safety	119,756	125,185	-	-	119,756	125,185
Human services	344,807	317,211	-	-	344,807	317,211
Health	304,339	291,569	-	-	304,339	291,569
Public works	33,679	41,313	-	-	33,679	41,313
Conservation and recreation	20,757	14,505	-	-	20,757	14,505
Community development	3,694	7,834	-	-	3,694	7,834
Interest and fiscal charges	6,845	5,553	-	-	6,845	5,553
Water and sewer	-	-	4,808	4,541	4,808	4,541
Parking facilities	-	-	1,990	1,891	1,990	1,891
Total expenses	998,913	956,974	6,798	6,432	1,005,711	963,406
Change in net assets before transfers	140,564	57,212	2,537	1,384	143,101	58,596
Transfers	-	31	-	(31)	-	-
Change in net assets	140,564	57,243	2,537	1,353	143,101	58,596
Net assets – beginning	772,275	715,032	22,098	20,745	794,373	735,777
Net assets – ending	\$ 912,839	\$ 772,275	\$ 24,635	\$ 22,098	\$ 937,474	\$ 794,373

FRANKLIN COUNTY, OHIO
Management's Discussion and Analysis
For the Year Ended December 31, 2006
(Unaudited)

Governmental Activities Governmental activities added to the County's net assets by \$140.6 million. Key elements of this change are as follows:

- 2006 is the first full year benefiting from a half cent increase in sales tax that became effective October 1, 2005; sales taxes increased by \$69.5 million compared to 2005.
- Property taxes increased by \$22.2 million because (1) 2006 real property taxes increased because of the county-wide reappraisal completed in 2005; (2) a new transfer tax was implemented in January 2006 and; (3) 2006 was the first year of collection of the 0.75 mill Zoo levy approved by voters in 2004.
- Investment earnings increased by \$18.5 million when compared to 2005.
- Operating grants for governmental activities increased by \$9.2 million, mostly as a result of the timing of grants received for child care programs administered by the Department of Job & Family Services and recorded in the Public Assistance fund.
- Grants not restricted to specific programs increased by \$9.3 million, primarily due to replacement funding from the State related to the phase-out of personal property taxes.

Expenses and Program Revenues – Governmental Activities
(Amounts in 000's)

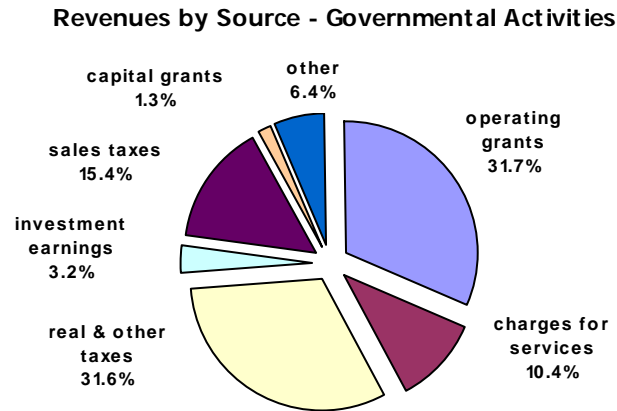


FRANKLIN COUNTY, OHIO
Management's Discussion and Analysis
For the Year Ended December 31, 2006
(Unaudited)

The general government function represents activities related to the governing body as well as activities that directly support other County programs that serve the County's residents. In 2006, this represented 10.0 percent of the County's total governmental expenses. 2006 general government expenses increased by \$10.2 million or 11.4 percent from 2005 primarily because of grants for emergency shelter and affordable housing.

The human services program accounted for \$344.8 million or 34.5 percent of total governmental expenses. Human services expenses increased by 8.7 percent from 2005 primarily related to child care subsidies, emergency assistance payments to the working poor and job training programs. The next largest program was health, accounting for \$304.3 million or 30.5 percent of the total expenses for governmental activities.

Revenues exceeded expenses, resulting in a \$140.6 million increase in net assets during 2006.



Real property and other taxes account for \$360.2 million or 31.6 percent of total revenues for governmental activities. The major recipients of property tax revenues are Board of MR&DD (\$138.0 million), Children Services Board (\$105.8 million), ADAMH Board (\$40.4 million) and the General Fund (\$45.5 million). Another major component of general revenues is sales tax, which totaled \$175.3 million. Sales tax is the largest revenue source for the General Fund.

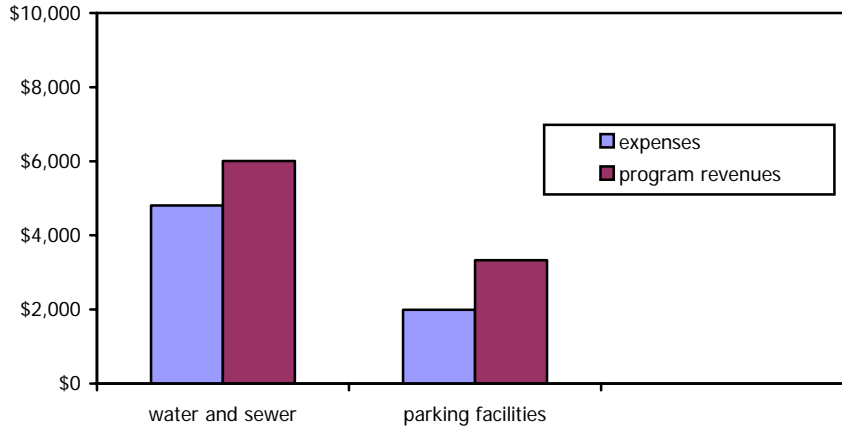
Operating grants were the largest type of program revenue, accounting for \$361.2 million or 31.7 percent of total governmental revenues. The major recipients of intergovernmental program revenues were Public Assistance (\$133.9 million), ADAMH Board (\$77.5 million), Children Services Board (\$69.3 million) and Board of MR&DD (\$46.2 million).

Direct charges to users of governmental services, another type of program revenue, made up \$118.7 million of total governmental revenues. These charges include fees for conveyance of real estate, fees associated with the collection of property taxes, fines and forfeitures related to judicial activity, and licenses and permits.

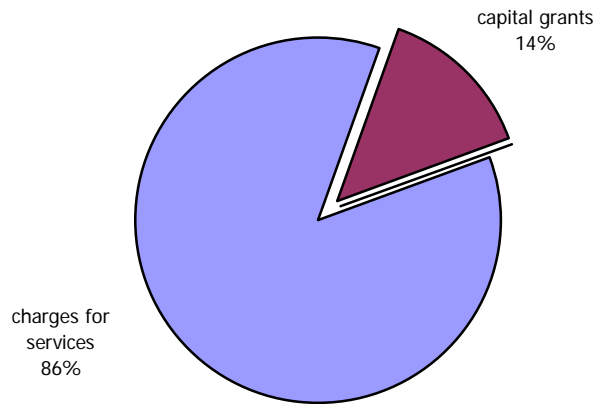
FRANKLIN COUNTY, OHIO
Management's Discussion and Analysis
For the Year Ended December 31, 2006
(Unaudited)

Business-type Activities The County's net assets for business-type activities increased by \$2.5 million.

Expenses and Program Revenues - Business-type Activities
 (Amounts in 000's)



Revenues by Source - Business-type Activities



Project-specific capital grants increased by \$1.3 million in 2006 when compared to 2005 because of funding from the Ohio Public Works Commission.

FRANKLIN COUNTY, OHIO
Management's Discussion and Analysis
For the Year Ended December 31, 2006
(Unaudited)

Financial Analysis of the County's Funds

As noted earlier, the County uses fund accounting to ensure and demonstrate compliance with finance-related legal requirements.

Governmental Funds The focus of the County's governmental funds is to provide information on near-term inflows, outflows and balances of spendable resources. This information is useful in assessing the County's financing requirements. In particular, unreserved fund balance may serve as a measure of the County's net resources available for spending at the end of the year.

At December 31, 2006, the County's governmental funds reported combined ending fund balances of \$474.5 million, an increase of \$111.2 million in comparison with the prior year balances. Approximately \$454.8 million of this amount constitutes unreserved fund balance, which is available for spending at the County's discretion. The remainder is reserved to indicate that it is not available for new spending because it is related to notes receivable (\$13.8 million), advances to other funds (\$1.8 million) or inventories of consumable supplies (\$4.1 million), none of which can easily be converted into cash. While most of the governmental fund balances are not reserved in the governmental fund statements, they become classified as restricted net assets on the government-wide statement of net assets due to restrictions for use for a particular purpose mandated by the source of the funding, such as the tax levy language or the underlying grant.

General Fund The General Fund is the chief operating fund of the County. At December 31, 2006, unreserved fund balance of the General Fund was \$169.6 million, while total fund balance was \$173.8 million. As a measure of the General Fund's liquidity, it may be useful to compare both unreserved fund balance and total fund balance to total fund expenditures. Unreserved fund balance represents 64.8 percent of total General Fund expenditures (including transfers out), while total fund balance represents 66.4 percent of that same amount.

The fund balance of the General Fund increased by \$92.2 million during 2006. Sales tax revenue increased by \$75.2 million or 77.1 percent because 2006 was the first full year benefiting from the half percent increase in the tax rate that became effective October 1, 2005. Other factors are:

- Investment income increased by \$18.2 million or 108.5 percent because of higher interest rates related to federal securities and other investment vehicles.
- Real and other taxes increased by \$12.3 million or 37.3 percent because of the reappraisal of real property that was conducted in 2005 and implementation of a transfer tax on real property effective in January 2006.

Major Special Revenue Funds The Board of MR&DD fund, Children Services Board fund, Public Assistance fund and ADAMH Board fund are major special revenue funds used to account for specific governmental revenues and the associated expenditures are restricted to specified purposes because of legal or regulatory provisions or administrative action. The Board of Commissioners must approve tax levy requests before they are placed on the ballot.

The Board of MR&DD fund accounts for property taxes and federal and state grants restricted to expenditures for those services that benefit the mentally retarded and

FRANKLIN COUNTY, OHIO
Management's Discussion and Analysis
For the Year Ended December 31, 2006
(Unaudited)

developmentally disabled. Intergovernmental revenue decreased by \$14.6 million or 24.0 percent because of timing of funding. Expenditures made for social service contracts, medical providers, and the maintenance and operation of buildings and buses increased by \$7.8 million or 4.4 percent when compared with the prior year. The net change in fund balance for 2006 was an increase of \$8.5 million or 5.6 percent.

The Children Services Board fund accounts for property taxes and federal funds restricted for programs designed to help abused, neglected, dependent, and troubled children and their families. The net change in fund balance for 2006 was an increase of \$14.7 million or 53.4 percent. The largest contributing factor was the increase in property taxes of \$5.2 million or 5.1 percent. Also, this is the second year of collection of a ten-year property tax levy. The levy is designed to build the fund balance in the beginning years of collection so as to have a reserve upon which to draw to make expenditures in the later years of the levy period.

The Public Assistance fund accounts for funding from the State of Ohio for job training and various other types of assistance and services for qualified clients. The fund balance changed from a deficit in 2005 to a positive balance in 2006, an increase of \$2.2 million. Intergovernmental revenue increased by \$19.3 million or 16.8 percent and program spending increased by \$19.6 million or 16.2 percent. In 2006, grants due from the state had not been collected within the available period, resulting in deferred revenue at year-end of \$9.3 million.

The ADAMH Board fund accounts for providing alcohol and drug addiction treatment programs and mental health services to the public, generally through contracts with local health care providers. The largest revenue sources are property taxes and state funding. The net change in fund balance for 2006 was an increase of \$1.9 million or 18.8 percent. Property taxes increased by \$2.4 million or 6.4 percent. Expenditures increased by \$1.9 million or 1.6 percent.

Other Governmental Funds Other Governmental Funds represents all nonmajor special revenue funds, nonmajor capital projects funds and the Debt Service fund. The largest revenue sources are intergovernmental revenues from the state (primarily related to road and bridge construction and collection of court-ordered child support) and property taxes for the zoo and for senior services. The net change in fund balance for 2006 was a decrease of \$8.5 million or 9.2 percent. In October, 2005, bonds had been issued, providing \$5.0 million for road improvements and \$10.9 million for the purchase of a building. In addition, \$25.1 million of the issued bonds was put into an escrow trust for use in advance refunding a portion of the County's general obligation bonds. This activity was recorded in the Debt Service fund. No similar activity occurred in 2006.

Proprietary Funds The County's proprietary funds provide the same type of information found in the business-type activities in the government-wide financial statements, but in more detail. Unrestricted net assets of Water and Sewer at the end of the year amounted to \$2.8 million and those for Parking Facilities amounted to \$3.1 million. The total change in net assets for the funds was an increase of \$1.2 million and \$1.3 million, respectively. Other factors concerning the finances of these two funds have already been addressed in the discussion of the County's business-type activities.

FRANKLIN COUNTY, OHIO
Management's Discussion and Analysis
For the Year Ended December 31, 2006
(Unaudited)

Budgetary Highlights

The County's budget is prepared according to Ohio law. The most significant budgeted fund is the General Fund. The total original appropriations for the General Fund, including those for transfers out, were \$301.1 million, while the final appropriations were \$312.0 million, resulting in a net increase of \$10.9 million or 3.6 percent. The General Fund budget was amended numerous times during 2006. Significant changes to the original budget are briefly summarized as follows:

- \$6.0 million increase in grants providing additional funding for the Community Shelter Board and the Affordable Housing Trust.
- \$3.5 million increase in appropriations for the Board of Elections related to the purchase of electronic voting machines and the performance of the general election in November 2006, which included the gubernatorial race.
- \$1.6 million increase in community development grants for the start-up of the Columbus Franklin County Finance Port Authority.

Final General Fund appropriations for 2006 were lower than the final 2005 appropriations by \$12.4 million, or 3.8 percent, and 12.1 percent higher than actual 2006 budgetary basis expenditures. Significant variances between the final budget and actual results for the General Fund are described as follows:

- Actual other income was \$7.5 million or 238.2 percent higher than estimated primarily due to the one-time reversion of surplus tax payments.
- Actual investment income was \$5.9 million or 25.0 percent higher than estimated due to the increase in interest rates on federal securities and other investments.
- Actual general government expenditures in the General Fund were \$10.5 million or 15.6 percent lower than budgeted. Wellness incentive payments and accrued leave pay-outs upon termination of employment were \$5.3 million lower than expected. \$2.5 million set aside for workers compensation and retirement contributions was not used.
- Actual other expenditures in the General Fund were \$6.9 million or 48.9 percent lower than expected. \$6.6 million that had been held in contingency was not needed.
- Actual capital outlays and transfers into the General Fund were \$4.0 million and \$14.0 million lower than budgeted, respectively, because two major construction projects (the new court building and the animal shelter) were postponed.

FRANKLIN COUNTY, OHIO
Management's Discussion and Analysis
For the Year Ended December 31, 2006
(Unaudited)

Capital Asset and Debt Administration

Capital Assets The County's investment in capital assets for its governmental and business type activities at December 31, 2006, amounts to \$365.0 million (net of related debt). This investment in capital assets includes land, buildings and improvements, infrastructure, machinery and equipment, and construction in progress. The total increase in the County's investment in capital assets (net of related debt) for 2006 was 12.2 percent when compared to 2005 activity.

Capital Assets, Net of Depreciation (Amounts in 000's)						
	Governmental		Business-type		Total	
	Activities		Activities			
	2006	2005	2006	2005	2006	2005
Land	\$ 54,422	\$ 38,664	\$ 259	\$ 259	\$ 54,681	\$ 38,923
Buildings and improvements	211,725	216,856	9,669	9,620	221,394	226,476
Infrastructure	134,279	139,537	18,880	16,238	153,159	155,775
Machinery and equipment	34,690	21,782	217	283	34,907	22,065
Construction in progress	26,368	14,043	1,519	1,463	27,887	15,506
	<u>\$ 461,484</u>	<u>\$ 430,882</u>	<u>\$ 30,544</u>	<u>\$ 27,863</u>	<u>\$ 492,028</u>	<u>\$ 458,745</u>

The major capital asset events during 2006 involved the purchase of land, the purchase of electronic voting machines, the renovation of a building, and various construction projects. Specific projects and dollar amounts are listed in the government-wide financial analysis section. Additional information on the County's capital assets can be found in note 9 on pages 66 – 68 of this report.

Long-term Debt At December 31, 2006, the County had total bonded debt outstanding of \$131.1 million. Of this amount, \$5.1 million will be repaid from business-type activities. \$119.8 million comprises bonded debt backed by the full faith and credit of the government. \$3.0 million represents bonds supported by lease revenues. \$3.2 million represents unamortized bond premiums and deferred charges associated with the refunding of bonds.

The County's total long-term debt decreased by \$8.1 million or 5.5 percent during the current fiscal year. All the County's debt is unvoted. General obligation debt as shown in the table below includes bonds, notes and capital leases.

Outstanding Debt (Amounts in 000's)						
	Governmental		Business-type		Total	
	Activities		Activities			
	2006	2005	2006	2005	2006	2005
General obligation debt	\$ 122,825	\$ 131,065	\$ 11,702	\$ 11,140	\$ 134,527	\$ 142,205
General obligation debt supported by lease revenues	2,975	3,175	-	-	2,975	3,175
Unamortized bond premiums	5,065	5,445	241	291	5,306	5,736
Unamortized deferred charges	(1,895)	(2,045)	(73)	(88)	(1,968)	(2,133)
	<u>\$ 128,970</u>	<u>\$ 137,640</u>	<u>\$ 11,870</u>	<u>\$ 11,343</u>	<u>\$ 140,840</u>	<u>\$ 148,983</u>

During 2006, the governmental activities incurred \$1.3 million new debt related to improvements on Scioto-Darby Creek Road. The business-type activities incurred \$1.6 million new debt related to the Water Quality wastewater project.

FRANKLIN COUNTY, OHIO
Management's Discussion and Analysis
For the Year Ended December 31, 2006
(Unaudited)

Both Standard & Poor's Corporation and Moody's Investor Services, Inc. have given Franklin County a "triple-A" credit rating, the highest rating possible. The County's rating is based on the County's financial management and debt burden, and the strength of the local economy. The County is within all its legal debt limitations. As of December 31, 2006, the County's non-exempt debt was \$85.7 million. The County's limit for total voted and unvoted non-exempt debt was \$706.1 million, leaving a borrowing capacity of \$620.4 million. Unvoted, non-exempt debt is limited to one percent of total assessed property value. For 2006, that limit was \$283.0 million, leaving a borrowing capacity of \$197.3 million. The aggregate amount of the County's unvoted debt is also subject to overlapping debt restrictions with other political subdivisions. At year-end, the County's total net bonded debt amounted to 0.4 percent of the total assessed value of all property within the County.

In addition to the bonded debt, notes and capital leases, the County's long-term obligations include compensated absences and workers' compensation. More information regarding the County's long-term obligations can be found in note 10 on pages 68 – 73 of this report.

Economic Factors and Next Year's Budgets and Rates

Franklin County has experienced significant growth in the past thirty years, both in population and in tax base. However, investment earnings declined significantly in 2002 through 2004. In 2005, the Commissioners adopted two measures to increase revenue. First, the sales tax rate was increased by ½ percent, effective October 1, 2005, with ¼ percent as a temporary increase set to expire December 31, 2007, and the other ¼ percent as a permanent increase. Secondly, a majority voted to initiate a tax on conveyance of real property and transfer of manufactured homes effective January, 2006. The combination of these actions has replenished cash reserves. The County's General Fund unrestricted cash balance at December 31, 2006, was \$120.0 million, an amount sufficient to cover about five and a half months of general fund expenditures.

When preparing the budget for the 2007 fiscal year, the following factors were taken into consideration:

- Franklin County's unemployment rate for 2006 was 4.7 percent, a slight decrease from 5.2 percent in 2005.
- Sales tax revenues and state funding levels are projected to remain flat.
- The economic stabilization reserve and contingency funding remain at the maximum levels permitted by Ohio law. General Fund cash reserves will increase by \$17.1 million.
- Up to a 3 percent pay adjustment for County employees was included for non-bargaining unit employees, consistent with the *Columbus SMSA Employment Cost Index for State and Local Government Workers for 2006*.
- The County has succeeded in reducing the rate of increase in health care costs; budgeted health care costs will increase 4.1 percent over the prior year.

FRANKLIN COUNTY, OHIO
Management's Discussion and Analysis
For the Year Ended December 31, 2006
(Unaudited)

Requests for Information

This financial report is designed to provide citizens, taxpayers, customers, investors and creditors with a general overview of the County's finances, and to demonstrate accountability for the money the County receives. Questions concerning any of the information provided in this report or requests for additional financial information should be addressed to the Franklin County Auditor, Fiscal Services Division, 373 South High Street, 21st Floor, Columbus, Ohio 43215-6310. This report is also available on-line at www.franklincountyauditor.com.

BASIC FINANCIAL STATEMENTS

FRANKLIN COUNTY, OHIO

Statement of Net Assets

December 31, 2006

(Amounts in 000's)

	Primary Government			Component Units
	Governmental Activities	Business-type Activities	Total	
Assets:				
Equity with County Treasurer (notes 1 & 4)	\$ 491,709	\$ 6,414	\$ 498,123	\$ -
Cash, cash equivalents and investments in segregated accounts (notes 1 & 4)	2,142	3	2,145	8,940
Accounts receivable	7,598	904	8,502	919
Accrued interest receivable	5,074	-	5,074	-
Sales taxes receivable	47,025	-	47,025	-
Due from other governments	153,998	486	154,484	-
Internal balances (notes 1 & 5)	205	(205)	-	-
Due from primary government (note 5)	-	-	-	328
Property taxes receivable, net (note 6)	387,189	-	387,189	-
Loans receivable, net (note 1)	3,580	-	3,580	-
Notes receivable (note 7)	13,847	-	13,847	-
Leases receivable (note 8)	3,257	-	3,257	-
Inventories (note 1)	4,059	103	4,162	160
Prepaid items (note 1)	115	-	115	2,976
Advance to component unit (note 5)	50	-	50	-
Deferred charges (note 1)	422	53	475	-
Restricted cash (notes 1 & 4)	1,296	-	1,296	-
Capital assets, net of accumulated depreciation:				
Nondepreciable (notes 1 & 9)	80,790	1,778	82,568	-
Depreciable (notes 1 & 9)	380,694	28,766	409,460	2,373
Total assets	1,583,050	38,302	1,621,352	15,696
Liabilities:				
Accrued wages	17,864	51	17,915	437
Accounts payable and other current liabilities	79,759	1,570	81,329	827
Accrued interest	494	12	506	-
Matured bonds and interest payable	631	-	631	-
Due to component unit (note 5)	328	-	328	-
Liabilities payable from restricted assets	1,296	-	1,296	-
Unearned revenue (note 1)	398,760	-	398,760	2,480
Advance from primary government (note 5)	-	-	-	50
Long-term liabilities: (notes 1 & 10)				
Due within one year	15,042	1,429	16,471	146
Due in more than one year	156,037	10,605	166,642	111
Total liabilities	670,211	13,667	683,878	4,051
Net assets:				
Invested in capital assets, net of related debt	346,360	18,674	365,034	2,373
Restricted for:				
Judicial	9,939	-	9,939	-
Public safety	18,385	-	18,385	-
Human services	92,086	-	92,086	-
Health	212,125	-	212,125	-
Public works	20,268	-	20,268	-
Debt service	2,504	-	2,504	-
Real estate assessment	13,461	-	13,461	-
Other purposes	3,442	-	3,442	117
Unrestricted	194,269	5,961	200,230	9,155
Total net assets	\$ 912,839	\$ 24,635	\$ 937,474	\$ 11,645

The notes to the basic financial statements are an integral part of this statement.

FRANKLIN COUNTY, OHIO

Statement of Activities
Year Ended December 31, 2006
(Amounts in 000's)

	Program Revenues				Net (Expense) Revenue and Changes in Net Assets			
	Expenses	Charges for Services	Operating Grants and Contributions	Capital Grants and Contributions	Primary Government			Component Units
					Governmental Activities	Business-type Activities	Total	
Primary government:								
Governmental activities:								
General government	\$ 99,566	\$ 62,586	\$ 174	\$ 38	\$ (36,768)	\$ -	\$ (36,768)	\$ -
Judicial	65,470	10,857	5,821	-	(48,792)	-	(48,792)	-
Public safety	119,756	22,772	19,656	49	(77,279)	-	(77,279)	-
Human services	344,807	7,847	205,631	-	(131,329)	-	(131,329)	-
Health	304,339	12,773	101,540	-	(190,026)	-	(190,026)	-
Public works	33,679	1,096	25,735	14,752	7,904	-	7,904	-
Conservation and recreation	20,757	-	-	-	(20,757)	-	(20,757)	-
Community development	3,694	758	2,596	-	(340)	-	(340)	-
Interest and fiscal charges	6,845	-	-	-	(6,845)	-	(6,845)	-
Total governmental activities	998,913	118,689	361,153	14,839	(504,232)	-	(504,232)	-
Business-type activities:								
Water and sewer	4,808	4,672	-	1,329	-	1,193	1,193	-
Parking facilities	1,990	3,334	-	-	-	1,344	1,344	-
Total business-type activities	6,798	8,006	-	1,329	-	2,537	2,537	-
Total primary government	\$ 1,005,711	\$ 126,695	\$ 361,153	\$ 16,168	(504,232)	2,537	(501,695)	-
Component units: (notes 1 & 18)								
ARC Industries	\$ 7,557	\$ 6,471	\$ 1,134	-	-	-	-	48
Veterans Memorial Hall	2,353	1,954	408	-	-	-	-	9
Stadium and Team	4,758	4,059	-	-	-	-	-	(699)
Total component units	\$ 14,668	\$ 12,484	\$ 1,542	\$ -	-	-	-	(642)
General revenues:								
Property taxes (note 6)					360,173	-	360,173	-
Sales taxes					175,343	-	175,343	-
Grants and contributions not restricted to specific programs					72,791	-	72,791	-
Unrestricted investment earnings					36,489	-	36,489	625
Total general revenues					644,796	-	644,796	625
Change in net assets					140,564	2,537	143,101	(17)
Net assets - beginning (restated) (note 21)					772,275	22,098	794,373	11,662
Net assets - ending					\$ 912,839	\$ 24,635	\$ 937,474	\$ 11,645

The notes to the financial statements are an integral part of this statement.

FRANKLIN COUNTY, OHIO

Balance Sheet
Governmental Funds
December 31, 2006
(Amounts in the 000's)

	General	Board of MR&DD	Children Services Board	Public Assistance
Assets:				
Equity with County Treasurer (notes 1 & 4)	\$ 119,968	\$ 184,533	\$ 51,533	\$ 3,872
Cash and investments in segregated accounts (notes 1 & 4)	1	-	-	-
Accounts receivable	2,164	4,737	54	-
Accrued interest receivable	5,071	-	-	-
Sales taxes receivable	47,025	-	-	-
Due from other governments	20,426	26,623	37,934	22,157
Due from other funds (note 5)	32,960	-	503	-
Property taxes receivable, net (note 6)	39,897	142,349	109,025	-
Loans receivable, net (note 1)	-	-	-	-
Notes receivable (note 7)	597	-	-	-
Advances to other funds (notes 1 & 5)	1,761	-	-	-
Leases receivable (note 8)	300	-	-	-
Inventories (note 1)	1,888	533	31	21
Advances to component unit (notes 1 & 5)	50	-	-	-
Restricted cash (notes 1 & 4)	1,296	-	-	-
Total assets	\$ 273,404	\$ 358,775	\$ 199,080	\$ 26,050
Liabilities and fund balances:				
Liabilities:				
Accrued wages	\$ 8,135	\$ 3,637	\$ 2,120	\$ 1,441
Accounts payable	5,236	19,862	10,729	14,058
Matured bonds and interest payable	-	-	-	-
Due to other funds (note 5)	11	190	81	868
Due to component unit (note 5)	-	328	-	-
Deferred revenue (note 1)	37,685	31,645	35,651	9,257
Unearned revenue (note 1)	47,221	140,972	108,153	-
Advances from other funds (notes 1 & 5)	-	-	-	-
Liabilities payable from restricted assets	1,296	-	-	-
Total liabilities	99,584	196,634	156,734	25,624
Fund balances: (note 1)				
Reserved for notes receivable	597	-	-	-
Reserved for advances to other funds	1,761	-	-	-
Reserved for inventories	1,888	533	31	21
Unreserved, reported in:				
General fund:				
Designated for future years' expenditures (note 13)	11,750	-	-	-
Designated for claims (note 14)	17,598	-	-	-
Undesignated	140,226	-	-	-
Special revenue funds	-	161,608	42,315	405
Debt service fund	-	-	-	-
Capital projects funds	-	-	-	-
Total fund balances	173,820	162,141	42,346	426
Total liabilities and fund balances	\$ 273,404	\$ 358,775	\$ 199,080	\$ 26,050

The notes to the basic financial statements are an integral part of this statement.

(Continued on next page)

FRANKLIN COUNTY, OHIO

Balance Sheet

Governmental Funds (Continued)

December 31, 2006

(Amounts in the 000's)

	<u>ADAMH Board</u>	<u>Other Governmental Funds</u>	<u>Total Governmental Funds</u>
Assets:			
Equity with County Treasurer (notes 1 & 4)	\$ 14,796	\$ 104,688	\$ 479,390
Cash and investments in segregated accounts (notes 1 & 4)	-	2,141	2,142
Accounts receivable	5	638	7,598
Accrued interest receivable	-	3	5,074
Sales taxes receivable	-	-	47,025
Due from other governments	25,684	21,174	153,998
Due from other funds (note 5)	15	468	33,946
Property taxes receivable, net (note 6)	58,668	37,250	387,189
Loans receivable, net (note 1)	-	3,580	3,580
Notes receivable (note 7)	-	13,250	13,847
Advances to other funds (notes 1 & 5)	-	-	1,761
Leases receivable (note 8)	-	2,957	3,257
Inventories (note 1)	-	1,586	4,059
Advances to component unit (notes 1 & 5)	-	-	50
Restricted cash (notes 1 & 4)	-	-	1,296
Total assets	<u>\$ 99,168</u>	<u>\$ 187,735</u>	<u>\$ 1,144,212</u>
Liabilities and fund balances:			
Liabilities:			
Accrued wages	\$ 159	\$ 2,353	\$ 17,845
Accounts payable	14,879	6,806	71,570
Matured bonds and interest payable	-	631	631
Due to other funds (note 5)	23	32,589	33,762
Due to component unit (note 5)	-	-	328
Deferred revenue (note 1)	12,547	17,021	143,806
Unearned revenue (note 1)	59,371	43,043	398,760
Advances from other funds (notes 1 & 5)	-	1,761	1,761
Liabilities payable from restricted assets	-	-	1,296
Total liabilities	<u>86,979</u>	<u>104,204</u>	<u>669,759</u>
Fund balances: (note 1)			
Reserved for notes receivable	-	13,250	13,847
Reserved for advances to other funds	-	-	1,761
Reserved for inventories	-	1,586	4,059
Unreserved, reported in:			
General fund:			
Designated for future years' expenditures (note 13)	-	-	11,750
Designated for claims (note 14)	-	-	17,598
Undesignated	-	-	140,226
Special revenue funds	12,189	77,949	294,466
Debt service fund	-	41	41
Capital projects funds	-	(9,295)	(9,295)
Total fund balances	<u>12,189</u>	<u>83,531</u>	<u>474,453</u>
Total liabilities and fund balances	<u>\$ 99,168</u>	<u>\$ 187,735</u>	<u>\$ 1,144,212</u>

The notes to the basic financial statements are an integral part of this statement.

FRANKLIN COUNTY, OHIO
 Reconciliation of Total Governmental Fund Balances
 to Net Assets of Governmental Activities
 December 31, 2006
 (Amounts in 000's)

Total fund balances - governmental funds (page 31)		\$ 474,453
<p>Amounts reported for governmental activities in the statement of net assets (page 28) are different because:</p>		
<p>Capital assets used in governmental activities are not financial resources and, therefore, are not reported in the funds.</p>		461,484
<p>Other assets are not available to pay for current period expenditures and, therefore, are deferred in the funds.</p>		
Accrued interest receivable	3,139	
Sales taxes receivable	19,477	
Accounts receivable	4,131	
Due from other governments	100,052	
Property taxes receivable	13,750	
Leases receivable	3,257	
Deferred charges	422	
		144,228
<p>Internal service funds are used by management to charge the costs of employee benefits and telecommunications to individual funds. The assets and liabilities of the interna service funds are included in governmental activities in the statement of net assets.</p>		4,247
<p>Some liabilities are not due and payable in the current perio and, therefore, are not reported in the funds:</p>		
Accrued interest	(494)	
General obligation bonds	(119,830)	
Bonds supported by lease revenues	(2,975)	
Unarmortized bond premiums and deferred charges	(3,170)	
Notes	(2,416)	
Compensated absences	(34,212)	
Workers' compensation	(7,897)	
Capital leases	(579)	
		(171,573)
Net assets of governmental activities (page 28)		\$ 912,839

The notes to the basic financial statements are an integral part of this statement.

FRANKLIN COUNTY, OHIO

Statement of Revenues, Expenditures and Changes in Fund Balances

Governmental Funds

Year Ended December 31, 2006

(Amounts in 000's)

	General	Board of MR&DD	Children Services Board	Public Assistance
Revenues:				
Sales tax	\$ 172,866	\$ -	\$ -	\$ -
Real and other taxes (note 6)	45,450	138,032	105,793	-
Licenses and permits	558	-	-	-
Fees and charges for services	50,602	8,101	2,247	-
Fines and forfeitures	790	-	-	-
Intergovernmental	37,013	46,168	69,287	133,908
Investment income	35,032	-	-	-
Other	10,570	1,467	446	1,978
Total revenues	352,881	193,768	177,773	135,886
Expenditures:				
Current:				
General government	67,768	-	-	-
Judicial	61,387	-	-	-
Public safety	95,202	-	-	-
Human services	3,500	-	162,975	140,425
Health	-	185,411	-	-
Public works	427	-	-	-
Conservation and recreation	-	-	-	-
Community development	902	-	-	-
Capital outlays	2,060	-	-	-
Debt service: (note 10)				
Principal retirement	210	13	51	18
Interest charges	56	1	13	48
Intergovernmental grants	6,027	-	-	-
Total expenditures	237,539	185,425	163,039	140,491
Excess (deficiency) of revenues over (under) expenditures	115,342	8,343	14,734	(4,605)
Other financing sources (uses):				
Transfers in (notes 1 & 5)	933	-	-	7,966
Transfers out (notes 1 & 5)	(24,183)	-	-	(1,147)
Proceeds of notes (note 10)	-	-	-	-
Capital leases (notes 10 & 11)	75	34	-	-
Sale of capital assets	76	172	6	-
Total other financing sources (uses)	(23,099)	206	6	6,819
Net change in fund balances	92,243	8,549	14,740	2,214
Fund balances - beginning (restated) (note 21)	81,577	153,592	27,606	(1,788)
Fund balances - ending	\$ 173,820	\$ 162,141	\$ 42,346	\$ 426

The notes to the basic financial statements are an integral part of this statement.

(Continued on next page)

FRANKLIN COUNTY, OHIO

Statement of Revenues, Expenditures and Changes in Fund Balances
 Governmental Funds (Continued)
 Year Ended December 31, 2006
 (Amounts in 000's)

	<u>ADAMH Board</u>	<u>Other Governmental Funds</u>	<u>Total Governmental Funds</u>
Revenues:			
Sales tax	\$ -	\$ -	\$ 172,866
Real and other taxes (note 6)	40,411	36,177	365,863
Licenses and permits	-	1,420	1,978
Fees and charges for services	-	24,964	85,914
Fines and forfeitures	-	2,028	2,818
Intergovernmental	77,462	81,012	444,850
Investment income	-	677	35,709
Other	765	12,995	28,221
Total revenues	118,638	159,273	1,138,219
Expenditures:			
Current:			
General government	-	22,471	90,239
Judicial	-	2,904	64,291
Public safety	-	14,434	109,636
Human services	-	39,107	346,007
Health	116,731	-	302,142
Public works	-	39,589	40,016
Conservation and recreation	-	19,660	19,660
Community development	-	1,298	2,200
Capital outlays	-	19,620	21,680
Debt service: (note 10)			
Principal retirement	33	9,508	9,833
Interest charges	4	6,990	7,112
Intergovernmental grants	-	10,247	16,274
Total expenditures	116,768	185,828	1,029,090
Excess (deficiency) of revenues over (under) expenditures	1,870	(26,555)	109,129
Other financing sources (uses):			
Transfers in (notes 1 & 5)	51	19,582	28,532
Transfers out (notes 1 & 5)	(48)	(3,154)	(28,532)
Proceeds of notes (note 10)	-	1,300	1,300
Capital leases (notes 10 & 11)	59	-	168
Sale of capital assets	-	359	613
Total other financing sources (uses)	62	18,087	2,081
Net change in fund balances	1,932	(8,468)	111,210
Fund balances - beginning (restated) (note 21)	10,257	91,999	363,243
Fund balances - ending	\$ 12,189	\$ 83,531	\$ 474,453

The notes to the basic financial statements are an integral part of this statement.

FRANKLIN COUNTY, OHIO
 Reconciliation of the Statement of Revenues, Expenditures
 and Changes in Fund Balances of Governmental Funds
 to the Statement of Activities
 Year Ended December 31, 2005
 (Amounts in 000's)

Amounts reported for governmental activities in the statement of activities (page 29) are different because:

Net change in fund balances - total governmental funds (page 35)	\$	111,210
<p>Governmental funds report capital outlays as expenditures. However, in the statement of activities, the cost of those assets is allocated over their estimated useful lives as depreciation expense. This is the amount by which capital outlays exceeded depreciation in the current period.</p>		
		23,097
<p>The net effect of transactions involving sales of capital assets was to decrease net assets.</p>		
		(4,800)
<p>Revenues in the statement of activities that do not provide current financial resources were not reported as revenues in the funds.</p>		
		1,090
<p>Proceeds of debt provides current financial resources to governmental funds, but issuing debt increases long-term liabilities in the statement of net assets. Repayment of principal is an expenditure in the governmental funds, but the repayment reduces long-term liabilities in the statement of net assets. Also, governmental funds report the effect of issuance costs, premiums, and similar items when the debt is first issued whereas these amounts are deferred and amortized in the statement of activities. This is the net effect of these differences.</p>		
		8,838
<p>Some expenses are reported in the statement of activities but do not require the use of current financial resources and therefore were not reported as expenditures in governmental funds.</p>		
		1,064
<p>Internal service funds are used by management to charge the costs of employee benefits and telecommunications to individual funds. The net revenue of the internal service funds is reported with governmental activities.</p>		
		65
Change in net assets of governmental activities (page 29)	\$	140,564

The notes to the basic financial statements are an integral part of this statement.

FRANKLIN COUNTY, OHIO
Statement of Revenues, Expenditures and
Changes in Fund Balance - Budget and Actual
General Fund
Non-GAAP Budgetary Basis
Year Ended December 31, 2006
(Amounts in 000's)

	<u>Budgeted Amounts</u>		<u>Actual Amounts</u>	<u>Variance with Final Budget Positive (Negative)</u>
	<u>Original</u>	<u>Final</u>		
Revenues:				
Sales tax	\$ 170,400	\$ 170,400	\$ 171,946	\$ 1,546
Real and other taxes	33,237	44,942	44,367	(575)
Licenses and permits	687	687	566	(121)
Fees and charges for services	59,187	53,239	51,242	(1,997)
Fines and forfeitures	696	696	750	54
Intergovernmental	36,952	36,999	37,920	921
Investment income	21,010	23,471	29,342	5,871
Other	3,050	3,168	10,715	7,547
<i>Total revenues</i>	<u>325,219</u>	<u>333,602</u>	<u>346,848</u>	<u>13,246</u>
Expenditures:				
Current:				
General government	65,450	67,899	57,344	10,555
Judicial	78,046	78,878	75,983	2,895
Public safety	85,114	86,004	81,734	4,270
Human services	3,846	3,846	3,475	371
Public works	493	493	431	62
Community development	1,017	2,633	2,272	361
Other	15,683	14,185	7,294	6,891
Capital outlays	5,964	5,964	2,006	3,958
Intergovernmental grants	-	6,077	6,077	-
<i>Total expenditures</i>	<u>255,613</u>	<u>265,979</u>	<u>236,616</u>	<u>29,363</u>
<i>Excess (deficiency) of revenues over (under) expenditures</i>	<u>69,606</u>	<u>67,623</u>	<u>110,232</u>	<u>42,609</u>
Other financing sources (uses):				
Transfers in	17,258	15,045	1,048	(13,997)
Transfers out	(45,495)	(46,020)	(41,741)	4,279
Proceeds from sale of capital assets	1,880	1,880	76	(1,804)
<i>Total other financing sources (uses)</i>	<u>(26,357)</u>	<u>(29,095)</u>	<u>(40,617)</u>	<u>(11,522)</u>
<i>Net change in fund balance</i>	<u>43,249</u>	<u>38,528</u>	<u>69,615</u>	<u>31,087</u>
Fund balance - beginning	62,673	62,673	62,673	-
Fund balance - ending	<u>\$ 105,922</u>	<u>\$ 101,201</u>	<u>\$ 132,288</u>	<u>\$ 31,087</u>

The notes to the basic financial statements are an integral part of this statement.

FRANKLIN COUNTY, OHIO
Statement of Revenues, Expenditures and
Changes in Fund Balance - Budget and Actual
Board of MR&DD Special Revenue Fund
Non-GAAP Budgetary Basis
Year Ended December 31, 2006
(Amounts in 000's)

	Budgeted Amounts		Actual Amounts	Variance with Final Budget Positive (Negative)
	Original	Final		
Revenues:				
Real and other taxes	\$ 131,268	\$ 136,213	\$ 134,463	\$ (1,750)
Fees and charges for services	661	661	9,461	8,800
Intergovernmental	30,699	30,699	49,205	18,506
Other	269	269	1,424	1,155
<i>Total revenues</i>	162,897	167,842	194,553	26,711
Expenditures:				
Current:				
Health	323,290	323,290	179,249	144,041
<i>Total expenditures</i>	323,290	323,290	179,249	144,041
<i>Excess (deficiency) of revenues over (under) expenditures</i>	(160,393)	(155,448)	15,304	170,752
Other financing sources (uses):				
Proceeds from sale of capital assets	-	120	52	(68)
<i>Total other financing sources (uses)</i>	-	120	52	(68)
<i>Net change in fund balance</i>	(160,393)	(155,328)	15,356	170,684
Fund balance - beginning	161,020	161,020	161,020	-
Fund balance - ending	\$ 627	\$ 5,692	\$ 176,376	\$ 170,684

The notes to the basic financial statements are an integral part of this statement.

FRANKLIN COUNTY, OHIO
Statement of Revenues, Expenditures and
Changes in Fund Balance - Budget and Actual
Children Services Board Special Revenue Fund
Non-GAAP Budgetary Basis
Year Ended December 31, 2006
(Amounts in 000's)

	Budgeted Amounts		Actual Amounts	Variance with Final Budget Positive (Negative)
	Original	Final		
Revenues:				
Real and other taxes	\$ 100,114	\$ 105,341	\$ 103,011	\$ (2,330)
Fees and charges for services	1,508	1,508	1,955	447
Intergovernmental	71,114	71,114	69,131	(1,983)
Other	103	103	492	389
<i>Total revenues</i>	<u>172,839</u>	<u>178,066</u>	<u>174,589</u>	<u>(3,477)</u>
Expenditures:				
Current:				
Human Services	168,020	168,020	163,589	4,431
<i>Total expenditures</i>	<u>168,020</u>	<u>168,020</u>	<u>163,589</u>	<u>4,431</u>
<i>Excess (deficiency) of revenues over (under) expenditures</i>	<u>4,819</u>	<u>10,046</u>	<u>11,000</u>	<u>954</u>
Other financing sources (uses):				
Proceeds from sale of capital assets	1	1	6	5
<i>Total other financing sources (uses)</i>	<u>1</u>	<u>1</u>	<u>6</u>	<u>5</u>
<i>Net change in fund balance</i>	<u>4,820</u>	<u>10,047</u>	<u>11,006</u>	<u>959</u>
Fund balance - beginning	34,254	34,254	34,254	-
Fund balance - ending	<u>\$ 39,074</u>	<u>\$ 44,301</u>	<u>\$ 45,260</u>	<u>\$ 959</u>

The notes to the basic financial statements are an integral part of this statement.

FRANKLIN COUNTY, OHIO
Statement of Revenues, Expenditures and
Changes in Fund Balance - Budget and Actual
Public Assistance Special Revenue Fund
Non-GAAP Budgetary Basis
Year Ended December 31, 2006
(Amounts in 000's)

	<u>Budgeted Amounts</u>		<u>Actual Amounts</u>	<u>Variance with Final Budget Positive (Negative)</u>
	<u>Original</u>	<u>Final</u>		
Revenues:				
Intergovernmental	\$ 127,844	\$ 129,977	\$ 128,543	\$ (1,434)
Other	2,413	2,413	2,022	(391)
<i>Total revenues</i>	<u>130,257</u>	<u>132,390</u>	<u>130,565</u>	<u>(1,825)</u>
Expenditures:				
Current:				
Human services	136,603	143,384	139,535	3,849
<i>Total expenditures</i>	<u>136,603</u>	<u>143,384</u>	<u>139,535</u>	<u>3,849</u>
<i>Excess (deficiency) of revenues over (under) expenditures</i>	<u>(6,346)</u>	<u>(10,994)</u>	<u>(8,970)</u>	<u>2,024</u>
Other financing sources (uses):				
Transfers in	8,647	8,647	7,966	(681)
Transfers out	(91)	(315)	-	315
<i>Total other financing sources (uses)</i>	<u>8,556</u>	<u>8,332</u>	<u>7,966</u>	<u>(366)</u>
<i>Net change in fund balance</i>	<u>2,210</u>	<u>(2,662)</u>	<u>(1,004)</u>	<u>1,658</u>
Fund balance - beginning (restated)	4,876	4,876	4,876	-
Fund balance - ending	<u>\$ 7,086</u>	<u>\$ 2,214</u>	<u>\$ 3,872</u>	<u>\$ 1,658</u>

The notes to the basic financial statements are an integral part of this statement.

FRANKLIN COUNTY, OHIO
Statement of Revenues, Expenditures and
Changes in Fund Balance - Budget and Actual
ADAMH Board Special Revenue Fund
Non-GAAP Budgetary Basis
Year Ended December 31, 2006
(Amounts in 000's)

	<u>Budgeted Amounts</u>		<u>Actual Amounts</u>	<u>Variance with Final Budget Positive (Negative)</u>
	<u>Original</u>	<u>Final</u>		
Revenues:				
Real and other taxes	\$ 38,990	\$ 39,384	\$ 38,755	\$ (629)
Intergovernmental	76,877	78,511	77,300	(1,211)
Other	100	100	1,369	1,269
<i>Total revenues</i>	<u>115,967</u>	<u>117,995</u>	<u>117,424</u>	<u>(571)</u>
Expenditures:				
Current:				
Health	122,511	126,675	120,258	6,417
<i>Total expenditures</i>	<u>122,511</u>	<u>126,675</u>	<u>120,258</u>	<u>6,417</u>
<i>Excess (deficiency) of revenues over (under) expenditures</i>	<u>(6,544)</u>	<u>(8,680)</u>	<u>(2,834)</u>	<u>5,846</u>
Other financing sources (uses):				
Transfers out	(48)	(48)	(48)	-
<i>Total other financing sources (uses)</i>	<u>(48)</u>	<u>(48)</u>	<u>(48)</u>	<u>-</u>
<i>Net change in fund balance</i>	<u>(6,592)</u>	<u>(8,728)</u>	<u>(2,882)</u>	<u>5,846</u>
Fund balance - beginning	14,182	14,182	14,182	-
Fund balance - ending	<u>\$ 7,590</u>	<u>\$ 5,454</u>	<u>\$ 11,300</u>	<u>\$ 5,846</u>

The notes to the basic financial statements are an integral part of this statement.

FRANKLIN COUNTY, OHIO

Statement of Net Assets

Proprietary Funds

December 31, 2006

(Amounts in 000's)

	Business-type Activities Enterprise Funds			Governmental Activities
	Water and Sewer	Parking Facilities	Total	Internal Service Funds
Assets:				
Current assets:				
Equity with County Treasurer	\$ 3,307	\$ 3,107	\$ 6,414	\$ 12,319
Cash and investments in segregated accounts (notes 1 & 4)	-	3	3	-
Accounts receivable, net	881	23	904	-
Due from other governments	486	-	486	-
Due from other funds (note 5)	-	-	-	22
Inventories (note 1)	96	7	103	-
Prepaid items (note 1)	-	-	-	115
Deferred charges (note 1)	-	53	53	-
Total current assets	4,770	3,193	7,963	12,456
Noncurrent assets:				
Capital assets, net of accumulated depreciation:				
Nondepreciable (notes 1 & 9)	1,778	-	1,778	-
Depreciable (notes 1 & 9)	19,392	9,374	28,766	133
Total noncurrent assets	21,170	9,374	30,544	133
Total assets	25,940	12,567	38,507	12,589
Liabilities:				
Current liabilities:				
Accrued wages	34	17	51	19
Compensated absences payable (notes 1 & 10)	15	1	16	1
Accounts payable	1,542	28	1,570	8,189
Accrued interest	-	12	12	-
Due to other funds (note 5)	182	23	205	1
General obligation bonds (note 10)	-	1,070	1,070	-
Notes payable (note 10)	343	-	343	-
Total current liabilities	2,116	1,151	3,267	8,210
Noncurrent liabilities:				
Compensated absences payable (notes 1 & 10)	129	19	148	18
General obligation bonds, net of unamortized premiums and deferred amount on refunding (note 10)	-	4,048	4,048	-
Notes payable (note 10)	6,409	-	6,409	-
Total noncurrent liabilities	6,538	4,067	10,605	18
Total liabilities	8,654	5,218	13,872	8,228
Net assets:				
Invested in capital assets, net of related debt	14,418	4,256	18,674	133
Unrestricted	2,868	3,093	5,961	4,228
Total net assets	\$ 17,286	\$ 7,349	\$ 24,635	\$ 4,361

The notes to the basic financial statements are an integral part of this statement.

FRANKLIN COUNTY, OHIO

Statement of Revenues, Expenses and Changes in Net Assets

Proprietary Funds

Year Ended December 31, 2006

(Amounts in 000's)

	Business-type Activities Enterprise Funds			Governmental Activities
	Water and Sewer	Parking Facilities	Total	Internal Service Funds
Operating revenues:				
Fees and charges for services	\$ 4,638	\$ 3,196	\$ 7,834	\$ 56,650
Other	34	138	172	213
Total operating revenues	4,672	3,334	8,006	56,863
Operating expenses:				
Personal services	769	367	1,136	437
Cost of sales and services	3,429	1,068	4,497	56,361
Depreciation (note 9)	430	311	741	15
Total operating expenses	4,628	1,746	6,374	56,813
Operating income	44	1,588	1,632	50
Nonoperating revenues (expenses):				
Interest expense	(180)	(233)	(413)	-
Bond issuance costs	-	(11)	(11)	-
Total nonoperating revenues (expenses)	(180)	(244)	(424)	-
Income (loss) before capital grants	(136)	1,344	1,208	50
Capital grants	1,329	-	1,329	-
Change in net assets	1,193	1,344	2,537	50
Net assets - beginning	16,093	6,005	22,098	4,311
Net assets - ending	\$ 17,286	\$ 7,349	\$ 24,635	\$ 4,361

The notes to the basic financial statements are an integral part of this statement

FRANKLIN COUNTY, OHIO

Statement of Cash Flows
 Proprietary Funds
 Year Ended December 31, 2006
 (Amounts in 000's)

	Business-type Activities Enterprise Funds			Governmental Activities
	Water and Sewer	Parking Facilities	Total	Internal Service Funds
Cash flows from operating activities:				
Cash collections from customers	\$ 4,682	\$ 3,323	\$ 8,005	\$ 59,912
Cash payments to suppliers	(2,927)	(1,077)	(4,004)	(55,219)
Cash payments for salaries	(749)	(365)	(1,114)	(427)
Net cash provided by operating activities	1,006	1,881	2,887	4,266
Cash flows from capital and related financing activities:				
Proceeds of capital grants	1,231	-	1,231	-
Construction and acquisition of capital assets	(3,123)	-	(3,123)	-
Proceeds of notes for capital purposes	1,451	-	1,451	-
Principal payments on bonds and notes	(234)	(755)	(989)	-
Interest payments on bonds and notes	(180)	(280)	(460)	-
Net cash used in capital and related financing activities	(855)	(1,035)	(1,890)	-
Increase (decrease) in cash for the year	151	846	997	4,266
Cash and cash equivalents - beginning	3,156	2,261	5,417	8,053
Cash and cash equivalents - ending	\$ 3,307	\$ 3,107	\$ 6,414	\$ 12,319

The notes to the basic financial statements are an integral part of this statement.

(Continued on next page)

FRANKLIN COUNTY, OHIO

Statement of Cash Flows
 Proprietary Funds (Continued)
 Year Ended December 31, 2006
 (Amounts in 000's)

	Business-type Activities Enterprise Funds			Governmental Activities
	Water and Sewer	Parking Facilities	Total	Internal Service Funds
Reconciliation of operating income to net cash provided by operating activities:				
Operating income	\$ 44	\$ 1,588	\$ 1,632	\$ 50
Adjustments to reconcile operating income to net cash provided by operating activities:				
Depreciation	430	311	741	15
Changes in operating assets and liabilities:				
(Increase) decrease in:				
Accounts receivable	10	(11)	(1)	297
Due from other funds	-	-	-	2,717
Inventories	(16)	(1)	(17)	-
Prepaid items	-	-	-	150
Increase (decrease) in:				
Accrued wages	(2)	2	-	(5)
Accounts payable	342	(22)	320	1,022
Due to other funds	169	9	178	1
Compensated absences	29	5	34	19
Decrease in customer deposits	-	-	-	-
Net cash provided by operating activities	\$ 1,006	\$ 1,881	\$ 2,887	\$ 4,266

NONCASH CAPITAL TRANSACTIONS

Due from other governments for capital purposes	\$ 486	\$ -	\$ 486	\$ -
Construction of capital assets in accounts payable	\$ 535	\$ -	\$ 535	\$ -

The notes to the basic financial statements are an integral part of this statement.

FRANKLIN COUNTY, OHIO
Statement of Fiduciary Assets and Liabilities
Fiduciary Funds
December 31, 2006
(Amounts in 000's)

	Agency Funds
Assets:	
Equity with County Treasurer (notes 1 & 4)	\$ 123,142
Cash and investments in segregated accounts (notes 1 & 4)	27,063
Property taxes receivable, net (note 6)	1,427,934
Total assets	\$ 1,578,139
Liabilities:	
Undistributed assets	\$ 1,525,685
Deposits held and due to others	52,454
Total liabilities	\$ 1,578,139

The notes to the basic financial statements are an integral part of this statement.

FRANKLIN COUNTY, OHIO
Notes to the Basic Financial Statements
For the Year Ended December 31, 2006

Note 1 – Summary of Significant Accounting Policies

The accompanying financial statements have been prepared in conformity with generally accepted accounting principles (GAAP) as applied to governmental units. The Governmental Accounting Standards Board (GASB) is the standard-setting body for governmental accounting and financial reporting principles. Franklin County (the County and the primary government) follows GASB guidance as applicable to its governmental and business-type activities, and Financial Accounting Standards Board (FASB) statements and interpretations, Accounting Principles Board opinions, and Accounting Research Board bulletins issued on or before November 30, 1989, that do not conflict with or contradict GASB pronouncements or that have been made applicable by the GASB. The County has elected to follow GASB guidance for business-type activities and enterprise funds rather than FASB guidance issued after November 30, 1989. The most significant of the County's accounting policies are described below.

A. Reporting Entity

Franklin County was formed in 1803 and is a political subdivision of the State of Ohio. The three Commissioners serve as the County's budgeting, taxing and contracting authority. The Auditor serves as the chief fiscal officer. The Treasurer serves as the custodian of funds. All are elected positions.

The reporting entity is comprised of the primary government and other organizations (component units) that are included to ensure that the financial statements are not misleading. The primary government consists of all funds, departments, boards and agencies that are not legally separate from the County and for which the Commissioners are financially accountable.

Component units are legally separate organizations for which the County is financially accountable. Financial accountability exists in situations where the Commissioners appoint a voting majority of the organization's governing board and (1) the County is able to significantly influence the programs or services provided by the organization; or (2) the County is legally entitled to or can otherwise access the organization's resources; the County is legally obligated or has otherwise assumed the responsibility to finance the deficits of, or provide financial support to, the organization; or the County is obligated for the debt of the organization. Component units may also include organizations for which the County approves the budget, the issuance of debt or the levying of taxes.

The component units column on the government-wide financial statements includes the financial data of the County's discretely presented component units. They are reported in a separate column to emphasize their legal separation from the County. Condensed financial information for each component unit is provided in note 18.

ARC Industries, Incorporated, of Franklin County, Ohio (ARC Industries) ARC Industries is a sheltered, not-for-profit workshop that enters into contracts with the business community to provide workers for various manufacturing and service industry jobs. ARC Industries employs clients of the Franklin County Board of Mental Retardation and Developmental Disabilities (the Board of MR&DD) to fill these positions. (The Board of MR&DD is part of the primary government and its operations are accounted for as a special revenue fund.) All supervisory personnel at ARC Industries are Board of MR&DD employees. The Board of MR&DD trains the client-employees and provides the training supplies as well as the production facilities. ARC Industries buys the supplies used in its manufacturing processes. The two entities cooperate under a joint agreement that is automatically renewed annually unless either party gives notice within 30 days of year-end of its intention to cancel the agreement.

ARC Industries' board is appointed by the Board of MR&DD. Through ARC Industries' relationship with the Board of MR&DD, the County can impose its will on ARC Industries, and ARC Industries imposes a financial burden on the County.

FRANKLIN COUNTY, OHIO
Notes to the Basic Financial Statements
For the Year Ended December 31, 2006

Veterans Memorial Hall Veterans Memorial Hall was built to commemorate the services of all members and veterans of the United States armed forces and to provide a center for veterans' meetings and programs. The Commissioners appoint the board of trustees in a non-authoritative manner. The designation of Veterans Memorial Hall's management and control of its operations are under the direction and control of the trustees.

The County owns Veterans Memorial Hall and leases it to the trustees under an agreement that extends until 2013. Under the agreement, the County receives rent equal to Veterans Memorial Hall's annual net income from operations plus all reserves in excess of \$250,000. No rent has been paid the last three years, imposing a financial burden on the County.

The County issued general obligation bonds to finance renovations and improvements to the facility. Debt service is the County's responsibility.

Franklin County Stadium, Inc. and Columbus Baseball Team, Inc. (Stadium and Team) These two interrelated nonprofit corporations were organized under ORC Chapter 1702 to provide entertainment and recreation in the stadium for the benefit and general welfare of the County. Upon dissolution of the corporations, their assets become the property of the Commissioners. The Franklin County Board of Parks and Recreation directs both the stadium and the team. While appointed by the Commissioners, the board operates autonomously and selects its own management.

The County owns the franchise for the team, entitling the County to field a team in the International League but without the authority to determine which team plays in the stadium. The Stadium and Team manages and operates Cooper Stadium, which is owned by the County, through a lease agreement. The County, upon one year's notice, can cancel the lease agreement. The County receives rent equal to those revenues in excess of expenditures that are not required for future operation of the Stadium and Team, with minimum annual rent of \$1. The minimum annual rent was paid in 2006, imposing a financial burden on the County.

Complete financial statements for each of the individual component units may be obtained from the unit's administrative office.

ARC Industries 2879 Johnstown Road Columbus, Ohio 43219	Veterans Memorial Hall 300 West Broad Street Columbus, Ohio 43215	Franklin County Stadium 1155 West Mound Street Columbus, Ohio 43223
---	---	---

In the case of the entities listed below, the County serves as fiscal agent but is not financially accountable for their operations. Accordingly, the activities of these entities are presented as agency funds within the basic financial statements.

Franklin County Board of Health
Franklin County Soil and Water Conservation District
Franklin County Family and Children First Council
Mid-Ohio Regional Planning Commission

The County's joint ventures and related organizations are listed below. A joint venture is a legal entity or other organization that results from a contractual arrangement, and that is owned, operated or governed by two or more participants as a separate and specific activity subject to joint control, in which the participants retain an ongoing financial interest or responsibility. For the related organizations, the County either appoints or acts as a member on the board, but the County's accountability for the organizations does not extend beyond the board membership. See notes 19 and 20, respectively, for more detail.

FRANKLIN COUNTY, OHIO
Notes to the Basic Financial Statements
For the Year Ended December 31, 2006

Joint Ventures

Columbus Regional Airport Authority
Columbus/Franklin County Affordable Housing Trust Corporation
Franklin Park Conservatory Joint Recreation District
Columbus-Franklin County Finance Port Authority

Related Organizations and Other Agreements

Housing of City Prisoners
Central Ohio Workforce Investment Corporation
Columbus Metropolitan Library
Columbus Metropolitan Housing Authority
Columbus and Franklin County Metropolitan Park District
Franklin County Family and Children First Council
Franklin County Convention Facilities Authority
New Albany Community Authority District
Pinnacle Community Infrastructure Financing Authority
Central Ohio Community Improvement Corporation

B. Measurement Focus, Basis of Accounting and Financial Statement Presentation

Measurement Focus Measurement focus refers to *what* is expressed in reporting an entity's financial performance and position. A particular measurement focus is accomplished by considering *which* resources are measured. Changes in the economic resources are reflected as changes in net assets (total assets less total liabilities). This focus is used in the government-wide, the proprietary fund and the fiduciary fund financial statements. Changes in the current financial resources focuses on the transactions or events that have increased or decreased the resources available for spending in the near future. This focus is used in the governmental fund financial statements.

Basis of Accounting Basis of accounting determines *when* transactions are reported on the financial statements. Differences in the accrual and the modified accrual basis of accounting arise in the timing of recognition of revenue and the recording of deferred revenue, and in the presentation of expenses versus expenditures. The government-wide, the proprietary fund and the fiduciary fund financial statements report transactions on the accrual basis. The governmental fund financial statements utilize the modified accrual method. On the modified accrual basis, revenue is recorded in the fiscal year in which the resources are measurable and become available. "Available" means that the resources will be collected soon enough to be used to pay liabilities of the current fiscal year. The County considers revenues to be available if collected within sixty days of year-end. Under the non-GAAP budgetary basis, transactions are recorded when cash is received or disbursed.

Revenues: Exchange and Non-exchange Transactions Revenue resulting from exchange transactions, in which each party gives and receives essentially equal value, is recorded on the accrual basis when the exchange takes place. Non-exchange transactions, in which the County receives value without directly giving equal value in return, include sales taxes, property taxes, grants, entitlements and donations. On the accrual basis, revenue from sales taxes is recognized in the period in which the taxable sale takes place.

On the modified accrual basis, revenue from transactions must also be available before it can be recognized. Under this basis, the following revenue sources are considered to be both measurable and available at year-end: sales taxes, interest, federal and state grants and subsidies, state-levied locally shared taxes (including motor vehicle license fees and gasoline taxes), fees and rentals.

FRANKLIN COUNTY, OHIO
Notes to the Basic Financial Statements
For the Year Ended December 31, 2006

Unearned Revenue Unearned revenue arises when assets are recognized before revenue recognition criteria have been satisfied. Property taxes for which there is an enforceable legal claim as of December 31, 2006, but which were levied to finance year 2006 operations, have been recorded as unearned revenue. Grants and entitlements received before the eligibility requirements are met are also recorded as unearned revenue.

Deferred Revenue On the governmental fund financial statements, receivables that will not be collected within the available period have been reported as deferred revenue.

Expenses/Expenditures On the accrual basis of accounting, expenses are recognized at the time they are incurred. The measurement focus of governmental fund accounting is decreases in net financial resources (expenditures) rather than expenses. On the modified accrual basis, expenditures are generally recognized in the accounting period in which the related fund liability is incurred, if measurable, provided current financial resources are to be used. As a result, compensated absences and most claims and judgments are not recorded as expenditures or liabilities until current financial resources are required. Allocations of cost, such as depreciation and amortization, are not recognized in governmental funds.

Financial Statement Presentation The County's basic financial statements consist of government-wide statements displaying information about the County as a whole, and fund financial statements that provide a more detailed level of financial information.

Government-wide Financial Statements The government-wide financial statements are prepared using the economic resources measurement focus and the accrual basis of accounting. The statement of net assets and the statement of activities include the non-fiduciary financial activities of the primary government and its component units. The statements distinguish between those primary government activities that are governmental (financed primarily by taxes and grants) and those that are business-type (relying significantly on user fees and charges). Component units are aggregated and shown in a single column, regardless of the type of underlying activity.

The statement of net assets presents the financial condition of the governmental and business-type activities of the County and its component units at year-end. All assets and liabilities associated with the operation of the County are included. Interfund receivables and payables within governmental activities and within business-type activities have been eliminated to minimize the duplicating effect on assets and liabilities within the governmental and business-type activities total columns. The balances of the internal service funds have been eliminated against the expenses and program revenues shown in governmental activities on the statement of activities.

The statement of activities demonstrates the degree to which the direct expenses are offset by program revenues for each function of the County's governmental activities, for each segment of the business-type activities of the County and for activities of the County's component units. This comparison of direct expenses with program revenues identifies the extent to which each segment or function is self-financing or draws from the County's general revenues. Direct expenses are those that are specifically associated with a service, program or department and therefore clearly identifiable to a particular function or segment. Program revenues include (1) charges paid by the recipient of the goods or services and (2) grants and contributions that are restricted to meeting the operational or capital requirements of a particular function or segment. Revenues that are not classified as program revenues are presented as general revenues of the County. The activities of the internal service funds and interfund activity within the same function have been eliminated to avoid duplicating revenues and expenses. However, interfund services provided and used between functions are not eliminated in the process of consolidation. The County does not allocate indirect expenses to functions or segments in the statement of activities.

FRANKLIN COUNTY, OHIO
Notes to the Basic Financial Statements
For the Year Ended December 31, 2006

Revenue from property taxes is recognized in the fiscal year for which the taxes are levied (see note 6). Revenues from grants, entitlements and donations are recognized in the fiscal year in which all eligibility requirements have been satisfied. Eligibility requirements include *timing* requirements that specify the year when the resources are required to be used or the year when use is first permitted; *matching* requirements in which the County must provide local resources to be used for a specified purpose; and *expenditure* requirements in which the resources are provided to the County on a reimbursement basis.

Fund Financial Statements During the year, the County uses funds to segregate transactions related to certain functions or activities in order to aid financial management and demonstrate legal compliance. Separate financial statements present financial information at a more detailed level for governmental funds, proprietary funds and fiduciary funds, even though the latter are excluded from the government-wide financial statements. The governmental and enterprise fund financial statements focus on major funds, with each major fund presented in a separate column. Nonmajor funds are aggregated and presented in a single column. The County also maintains two internal service funds. Agency funds, which are a type of fiduciary fund, are used to account for assets held by the government as an agent for individuals, private organizations and other governments.

Governmental Funds Governmental funds are those through which most governmental functions are financed. All governmental funds are reported using the flow of current financial resources measurement focus and the modified accrual basis of accounting. With this measurement focus, only current assets and current liabilities generally are included on the balance sheet. Expendable assets are assigned to the various governmental funds according to the purposes for use. Current liabilities are assigned to the fund from which they will be paid. The difference between governmental fund assets and liabilities is reported as fund balance. The statement of revenues, expenditures and changes in fund balances reports on the sources (i.e., revenues and other financing sources) and uses (i.e., expenditures and other financing uses) of current financial resources. This approach differs from the manner in which the governmental activities of the government-wide financial statements are prepared. Therefore, a reconciliation with brief explanations is included so as to better identify the relationship between the government-wide statements and the statements for governmental funds.

The following are the County's major governmental funds:

General Fund The General Fund is the primary operating fund and is available for any purpose, provided it is expended or transferred in accordance with state law. It accounts for all financial resources of the primary government not recorded elsewhere.

Board of Mental Retardation and Developmental Disabilities (Board of MR&DD) Fund The Board of MR&DD fund accounts for property taxes and federal and state grants restricted to expenditures for those services that benefit the mentally retarded and the developmentally disabled. Expenditures include those for social service contracts, medical providers and the maintenance and operation of buildings and buses.

Children Services Board Fund The Children Services Board fund accounts for property taxes and federal and state funds restricted for programs designed to help abused, neglected, dependent and troubled children and their families.

Public Assistance Fund The Public Assistance fund accounts for funding from various federal and state grants used to provide job training and public assistance to qualified clients, to pay their medical providers and for certain social services.

FRANKLIN COUNTY, OHIO
Notes to the Basic Financial Statements
For the Year Ended December 31, 2006

Alcohol, Drug and Mental Health Board (ADAMH Board) Fund The ADAMH Board fund accounts for the provision of alcohol, drug addiction and mental health services to the public, generally through contracts with local mental health agencies. The largest revenue sources are property taxes, and federal and state funding.

The County's nonmajor governmental funds account for (1) grants and other resources where use is restricted to a particular purpose; (2) the accumulation of resources for, and payment of, the principal, interest and related costs for the County's general obligation long-term debt; and (3) financial resources used for the acquisition, construction or renovation of facilities (other than those financed by proprietary funds).

Proprietary Funds Proprietary fund reporting focuses on the determination of operating income, changes in net assets, financial position and cash flows. Proprietary funds are classified as either enterprise or internal service. Like the government-wide statements, all proprietary funds are reported using the economic resources measurement focus and the accrual basis of accounting. All assets and liabilities associated with the operation of these funds are included on the statement of net assets. The statement of revenues, expenses and changes in fund net assets presents increases (i.e., revenues) and decreases (i.e., expenses) in net total assets. The statement of cash flows provides information about how the County finances and meets the cash flow needs of its proprietary activities.

Enterprise funds are used to account for operations that are financed and operated in a manner similar to private business enterprises. The County intends that the cost of providing services to the general public on a continuing basis be financed or recovered primarily through user charges. The County's enterprise funds are listed below:

Water and Sewer Fund The Water and Sewer fund accounts for the provision of water and sewer services to some parts of the County not serviced by other local water and sewer operations.

Parking Facilities Fund The Parking Facilities fund accounts for the fees and operations of parking facilities near County offices that serve County employees and the general public.

Internal service funds account for the financing of services provided by one agency to other agencies of the government on a cost-reimbursement basis. The County has an internal service fund to account for employee benefits and one for telecommunication charges to other funds.

Fiduciary Funds Fiduciary fund reporting focuses on net assets and changes in net assets and uses the accrual basis of accounting. Because of their custodial nature, fiduciary funds do not measure results of operations and do not have a measurement focus. The County uses agency funds to account for assets held in a purely custodial capacity as fiscal agent for other entities, and for various taxes, state-shared revenues, and fines and forfeitures collected on behalf of and distributed to other local governments. Agency fund transactions typically involve only the receipt, temporary investment and distribution of these resources.

C. Cash, Cash Equivalents and Investments

Cash resources of the majority of individual funds are combined to form a pool of cash and investments managed by the County Treasurer. Interest earned on investments is accrued as earned. Under existing Ohio law, all investment earnings are assigned to the General Fund unless statutorily required to be credited

FRANKLIN COUNTY, OHIO
Notes to the Basic Financial Statements
For the Year Ended December 31, 2006

to a specific fund. Distribution is made utilizing a formula based on the average month-end balance of cash and cash equivalents of all funds.

For reporting purposes, "Equity with County Treasurer" is defined as cash on hand, demand deposits and investments held in the County treasury. "Cash and investments in segregated accounts" is defined as cash, deposits and investments not held in the treasury. "Restricted cash" is defined as cash, deposits and investments held either in the treasury or in an outside account, and which is separate from the County's assets (e.g., customer deposits or unclaimed moneys).

For cash flow reporting purposes, the County's proprietary funds consider cash and cash equivalents to be cash on hand, demand deposits and short-term investments with original maturities of three months or less from the date of acquisition. "Equity with County Treasurer" is considered to be cash and cash equivalents since these assets are available on demand.

In accordance with GASB Statement No. 31, *Accounting and Financial Reporting for Certain Investments and for External Investment Pools*, investments held by the Treasurer are stated at fair value using quoted market prices, except for repurchase agreements that are reported at cost. Net unrealized gains and losses calculated through the aggregate method are recorded as investment income in the General Fund. By statute, the Treasurer invests any short-term cash surplus. The residual investments are included in "Equity with County Treasurer." STAR Ohio is an investment pool that allows governments within the State to pool their funds for investment purposes. STAR Ohio is managed by the State Treasurer's Office and is not registered with the SEC as an investment company, but does operate in a manner consistent with Rule 2a7 of the Investment Company Act of 1940. Investments in STAR Ohio are valued at STAR Ohio's share price, which is the price the investment could be sold for on December 31, 2006. Note 4 provides detailed disclosure regarding cash, cash equivalents and investments held by the County.

Investments held by the Component Units are considered available for sale and are stated at fair value. The Component Units use the specific identification cost method when calculating realized gains and losses on sales of investments.

D. Loans Receivable

"Loans receivable" consists of long-term revolving loans for housing and community development projects. The programs are primarily funded by a federal block grant, with a local match from the County. "Loans receivable" is offset by a credit to "Unearned revenue." The expenditure is recorded when the loan is made. The loans for which there is some doubt of collection are not included in the receivable.

E. Inventory

Inventory consists of expendable supplies held for consumption. Inventories are valued at cost using the first in/first out (FIFO) method and recorded as expenditures/expenses when used rather than when purchased.

F. Prepaid Items

Payments made to vendors for services that will benefit periods beyond December 31, 2006, are recorded as prepaid items in both the government-wide and fund financial statements. The consumption method is used, recording a current asset for the prepaid amount and reflecting the expenditure/expense in the year in which services are consumed.

G. Capital Assets

Capital assets are those assets not specifically related to activities reported in the proprietary funds and generally result from expenditures in the governmental funds. These assets are reported in the

FRANKLIN COUNTY, OHIO
Notes to the Basic Financial Statements
For the Year Ended December 31, 2006

governmental activities column of the government-wide statement of net assets but are not reported in the fund financial statements. Capital assets utilized by the proprietary funds are reported both in the business-type activities column of the government-wide statement of net assets and in the respective fund financial statements.

Capital assets are capitalized at cost (or estimated historical cost) and updated for additions and retirements during the year. Donated capital assets are recorded at their fair market value as of the date received. The County maintains a capitalization threshold of \$5,000 (amount not rounded), an estimated life of five or more years and a salvage value equal to 10 percent of the original cost for certain assets. The County's infrastructure consists of roads, bridges, culverts, water lines and sewer lines. The costs of improvements and major renovations that extend the asset's useful life are capitalized. Interest incurred during the construction of assets utilized by the enterprise funds is also capitalized. Normal maintenance and repair costs that do not add to the value of the asset nor materially extend an asset's life are not capitalized.

Capital assets are depreciated except for land and construction in progress. Improvements are depreciated over the remaining useful lives of the related capital assets. Useful lives for infrastructure have been estimated based on the County's historical records of necessary improvements and replacement. Capital assets are shown net of accumulated depreciation. Depreciation and amortization of capitalized interest are computed using the straight-line method over the following estimated useful lives:

Buildings	30-50 years
Building improvements	10-25 years
Roads, bridges and culverts	37-50 years
Sewer and water lines	20-70 years
Machinery and equipment	5-20 years

H. Interfund Balances

Activity between funds that represents lending/borrowing arrangements outstanding, and unpaid interfund services at the end of the fiscal year are referred to as "Due to/from other funds" or "Advances to/from other funds." Interfund receivables and payables within governmental activities and within business-type activities have been eliminated in the government-wide statement of net assets; any residual balances outstanding between the governmental activities and business-type activities are reported as "Internal balances."

I. Payables and Liabilities

All payables and liabilities are reported on the government-wide statement of net assets, and all payables and liabilities payable from proprietary funds are reported on the proprietary fund financial statements. Bond premiums and discounts, as well as issuance costs, are deferred and amortized over the life of the bonds using the effective interest method.

Bonds payable are reported net of the applicable bond premium or discount. Bond issuance costs are reported as deferred charges and amortized over the term of the related debt.

In general, governmental fund payables and accrued liabilities that, once incurred, are paid in full from current financial resources are reported as obligations of the funds. Bonds, loans and capital leases are recognized as liabilities on the fund financial statements when due.

FRANKLIN COUNTY, OHIO
Notes to the Basic Financial Statements
For the Year Ended December 31, 2006

J. Self-insurance

The Commissioners have formed the Franklin County Cooperative Health Benefits Program (the Program) to provide multiple employee health care benefit plans. 4,700 Franklin County employees and approximately 1,300 employees of other political subdivisions are covered by the Program. Premiums are established based upon an independent actuarial evaluation, and are designed to be sufficient to cover all incurred claims and build a reserve for this joint self-insurance arrangement. If the reserve is insufficient at any point in time to cover catastrophic losses, the losses will be covered by the County's General Fund with adjustments being made to future premium rates. The County is the predominant participant, and activities related to the Program are reported in the Employee Benefits internal service fund. The County has recorded a liability at year-end for both pending claims and incurred but unreported claims in the Employee Benefits fund.

K. Compensated Absences

The County permits employees to accumulate earned but unused vacation and sick leave benefits. Vacation benefits are accrued as a liability in the government-wide and proprietary fund financial statements when the benefits are earned if (1) the vacation leave is related to services already rendered and (2) it is probable that the employee will be compensated through time off or some other means in a future period. Sick leave benefits are accrued in the government-wide and proprietary fund financial statements using the vesting method. The sick leave liability is based on accumulated sick leave and employee wage rates at December 31 for those employees who are currently eligible to receive termination benefits and those the County has identified as probable of receiving payment in the future. A liability for compensated absences is recorded in governmental funds only if they have matured, for example as a result of employee resignation or retirement.

The criteria for determining vacation and sick leave liabilities are based on Commissioners' policies for compensated absences. The policies set by negotiated agreements and by other appointing authorities may vary slightly. In general, vacation and sick leave are accumulated based on hours worked. Vacation pay is fully vested after one year of full-time service. By Ohio law, accumulated vacation cannot exceed three times the annual accumulation rate for an employee. There is no limit for the accumulation of sick leave. Employees with eight to eighteen years of service at time of separation or retirement receive payment for one-fourth of their accumulated sick leave. Employees with eighteen or more years of service receive payment for one-half of their accumulated sick leave. All payments are made at the employee's current wage rate.

L. Fund Balance Reserves and Designations

In the fund financial statements, governmental funds report reservations of fund balance for amounts that are not available for appropriation or are legally restricted by outside parties for use for a specific purpose. Designations of fund balance represent tentative management plans that are subject to change. Unreserved fund balance indicates that portion of fund equity that is available for appropriation in future periods.

M. Net Assets

Net assets represent the difference between assets and liabilities. Net assets invested in capital assets, net of related debt, consist of capital assets, net of accumulated depreciation, reduced by the outstanding balances of any borrowing used for the acquisition, construction or improvement of those assets. Net assets are reported as restricted when there are limitations imposed on their use through Commissioners' resolution, or external restrictions imposed by creditors or grantors, or laws or regulations of other governments. The County applies restricted resources when an expense is incurred for purposes for which both restricted and unrestricted net assets are available. There were no restrictions due to enabling legislation.

FRANKLIN COUNTY, OHIO
Notes to the Basic Financial Statements
For the Year Ended December 31, 2006

N. Operating Revenues and Expenses

Operating revenues are those revenues that are generated directly from the primary activity of the proprietary funds. For the County, these revenues are charges for water and sewer services and for use of the parking facilities. Operating expenses are necessary costs incurred to provide the services that are the primary activities of the fund. Revenues and expenses not meeting this definition are reported as non-operating revenues and expenses.

O. Capital Contributions and Grants

In proprietary fund financial statements, capital contributions arise from contributions of capital assets, tap-in fees to the extent they exceed the cost of the connection to the system, or from grants or outside contributions of resources restricted to capital acquisition and construction.

P. Interfund Activity

Transfers between governmental and business-type activities on the government-wide statements are reported in the same manner as general revenues. Exchange transactions between funds are reported as revenues in the seller funds and as expenditures/expenses in the purchaser funds. Flows of cash or goods from one fund to another without a requirement for repayment are reported as interfund transfers. Interfund transfers are reported as other financing sources/uses in governmental funds and after non-operating revenues/expenses in proprietary funds.

Q. Estimates

The preparation of the financial statements in conformity with generally accepted accounting principles requires management to make estimates and assumptions that affect the amounts reported in the financial statements and accompanying notes. Actual results may differ from those estimates.

Note 2 – Changes in Accounting Principles

In June 2004, the GASB issued Statement No. 45, *Accounting and Financial Reporting by Employers for Postemployment Benefits Other Than Pension Plans*. The County has determined that the adoption of this statement will not have an impact on the County's financial statements, however, it will modify the note disclosures related to postemployment benefits.

Other pronouncements (listed below) were issued by the GASB in 2006. The County intends to adopt these pronouncements at the required time. The County has not determined the effect, if any, that adoption of these statements will have on its financial statements.

- GASB Statement No. 48, *Sales and Pledges of Receivables and Future Revenues and Intra-Entity Transfers of Assets and Future Revenues* – effective for financial statements for periods beginning after December 15, 2006.
- GASB Statement No. 49, *Accounting and Financial Reporting for Pollution Remediation Obligations* – effective for financial statements for periods beginning after December 15, 2007.

Note 3 – Budgetary Information and Compliance

In accordance with Ohio law, annual budgets are adopted for the General Fund, special revenue funds, the Debt Service fund, capital projects funds, and proprietary funds.

FRANKLIN COUNTY, OHIO
Notes to the Basic Financial Statements
For the Year Ended December 31, 2006

The Franklin County Budget Commission, composed of the Auditor, Treasurer and Prosecutor, approves tax budgets and certificates of estimated resources for the County itself and for schools, municipalities, townships and other agencies that are funded by tax dollars. The certificate of estimated resources issued by the Budget Commission states the projected revenue of each fund and establishes a limit on the amount the County may appropriate. The County's total contemplated expenditures from any fund during the fiscal year cannot exceed the amount available as stated in the certificate of estimated resources. On or about January 1, the certificate of estimated resources is amended to include any unencumbered fund balances from the preceding year. During the year, as actual revenues vary from the estimates, the certificate may be amended further if an estimate needs either to be increased or decreased. Such amendments were made during 2006. The amounts reported as the original budgeted revenue amounts in the budgetary statements reflect the amounts that support the original appropriations resolution. The amounts reported as the final budgeted amounts in the budgetary statements reflect the amounts in the final amended certificate issued during 2006.

The appropriations resolution is the Commissioners' authorization to spend resources. The resolution sets annual limits on expenditures plus encumbrances at the major object level within a fund, thereby establishing the legal level of control. The Commissioners passed the 2006 appropriation resolution on December 20, 2005. Revisions to the original budget require a resolution signed by at least two Commissioners. Supplemental appropriations were made during 2006. At the end of the year, all encumbrances are canceled and all appropriations lapse, reverting to the respective funds from which they were appropriated.

The County reports financial position, results of operations and changes in fund balance based on generally accepted accounting principles (GAAP). State law also requires the County to account for transactions on a non-GAAP budgetary basis of cash receipts, cash disbursements and encumbrances. The major differences between the non-GAAP budgetary basis and the GAAP basis are that:

1. Revenues are recorded when received in cash (budget) as opposed to when susceptible to accrual (GAAP).
2. Expenditures/expenses are recorded when paid in cash (budget) as opposed to when the liability is incurred (GAAP).
3. Borrowing arrangements between funds are treated as revenues and expenditures (budget) as opposed to increases and decreases in assets and liabilities (GAAP).

The statement of revenues, expenditures and changes in fund balances – budget and actual (non-GAAP budgetary basis) is presented in the basic financial statements for the General Fund and major special revenue funds. Adjustments necessary to reconcile the results of operations at the end of the year between the GAAP basis and the non-GAAP budgetary basis are as follows:

FRANKLIN COUNTY, OHIO
Notes to the Basic Financial Statements
For the Year Ended December 31, 2006

Net Change in Fund Balance (Deficit)					
General and Major Special Revenue Funds					
(Amounts in 000's)					
	General	Board of MR&DD	Children Services Board	Public Assistance	ADAMH Board
GAAP basis	\$ 92,243	\$ 8,549	\$ 14,740	\$ 2,214	\$ 1,932
Net adjustment for revenue accruals	(6,108)	631	(3,183)	(5,321)	(1,324)
Net adjustment for expenditure accruals	923	6,176	(551)	2,103	(3,490)
Differences in reporting for interfund balances	(17,443)	-	-	-	-
Non-GAAP budgetary basis	<u>\$ 69,615</u>	<u>\$ 15,356</u>	<u>\$ 11,006</u>	<u>\$ (1,004)</u>	<u>\$ (2,882)</u>

Under Ohio law, budgetary appropriations may not exceed estimated resources, with a balanced budget maintained in each fund. For the year ended December 31, 2006, all funds were in compliance. There were no funds in which the estimated resources plus the beginning fund balance (deficit) were not sufficient to cover the current year appropriations. Two nonmajor governmental funds, the Homeland Security and Justice Programs special revenue fund and the Stadium Construction capital projects fund, had negative fund balances on the GAAP basis. The deficit in the Homeland Security and Justice Programs special revenue fund was due to the timing of the receipt of intergovernmental revenue, whereas the deficit in the Stadium Construction fund was due to the temporary financing of the capital project through a loan from the general fund.

Note 4 – Cash, Deposits and Investments

Moneys held by the County are classified by state statute into two categories. Active moneys are public moneys determined to be necessary to meet current demand upon the County treasury. Active moneys must be maintained either as cash in the County treasury, in commercial accounts payable or able to be withdrawn on demand, or in money market deposit accounts. Moneys held by the County that are not considered active are classified as inactive. Inactive moneys are invested in authorized securities in accordance with the Franklin County Treasurer Investment and Depository Policy, as adopted by majority vote of the Investment Advisory Committee.

A. Primary Government

Deposits: Deposits include amounts held in demand accounts and savings accounts. At year-end, the carrying amount of the County's deposits was \$285,387,000. The bank balances totaled \$299,177,000. Both the book and bank balances include \$72,000,000 in certificates of deposit.

Custodial credit risk is the risk that, in the event of a bank failure, the government's deposits may not be returned. Protection of the County's deposits is provided by the Federal Deposit Insurance Corporation (FDIC), by eligible securities pledged by the financial institution as security for repayment, by surety company bonds deposited with the County Treasurer by the financial institution or by a single collateral pool established by the financial institution to secure the repayment of all public moneys deposited with the institution. Of the bank balances totaling \$299,177,000, \$1,564,000 was insured by FDIC. The remaining balance of \$297,613,000 was collateralized with securities held in single financial institution collateral pools in the name of the respective depository bank, and pledged as a pool of collateral against all the public moneys it holds. All County demand deposits were either insured or collateralized, in accordance with state law and the County's investment policy. The County has no deposit policy for custodial credit risk beyond the requirements of State statute.

FRANKLIN COUNTY, OHIO
Notes to the Basic Financial Statements
For the Year Ended December 31, 2006

Investments: The following securities are authorized investments under both the County's policy and the Ohio Revised Code:

1. United States Treasury notes, bills, bonds, or other obligation or security issued by the Treasury, any other obligation guaranteed as to principal and interest by the U. S., or any book entry, zero-coupon security that is a direct obligation of the United States.
2. Bonds, notes, debentures, or any other obligations or securities issued directly by any federal government agency or instrumentality.
3. Bonds and other obligations of the State of Ohio or its political subdivisions, provided that such political subdivisions are located wholly or partly within the County and the investments shall not exceed five percent of the County's total average portfolio.
4. The State Treasurer's investment pool (STAR Ohio).
5. No-load money market mutual funds consisting exclusively of obligations described in (1) or (2) and repurchase agreements secured by such obligations, provided that the investments are made only through eligible institutions and the investments shall not exceed 50 percent of the County's total average portfolio.
6. Up to 15 percent of the County's total average portfolio in high-grade notes issued by U. S. corporations, and the notes mature no later than two years after purchase.
7. Up to 25 percent of the County's total average portfolio in either of the following:
 - a. High grade commercial paper when the aggregate value of the notes does not exceed ten percent of the aggregate value of the outstanding commercial paper of the issuing corporation, and the notes mature no later than 270 days after purchase.
 - b. Bankers acceptances of banks insured by the FDIC when the obligations are eligible for purchase by the Federal Reserve System and mature no later than 180 days after purchase.
8. High-grade debt interests issued by foreign nations diplomatically recognized by the U.S. government. All interest and principal shall be denominated and payable in U.S. funds. In the aggregate, this investment shall not exceed one percent of a two-year rolling average of the County's portfolio, and shall mature no later than five years after purchase.
9. Written repurchase agreements in the securities described in (1) or (2) provided that the market value of the agreement be at least two percent and be marked to market daily, and that the term of the agreement must not exceed thirty days.

Investments in derivative securities, reverse repurchase agreements and collateralized mortgage obligations are prohibited. The issuance of taxable notes for the purpose of arbitrage, the use of leverage and purchases on margin or short sale are also prohibited. An investment must mature within five years from the date of purchase unless matched to a specific County obligation or debt.

FRANKLIN COUNTY, OHIO
Notes to the Basic Financial Statements
For the Year Ended December 31, 2006

As of December 31, 2006, the primary government had the following investments (based on quoted market prices) and maturities:

(Amounts in 000's, Time in Years)					
Investment Type	Fair Value	Less than 1	1 - 2	2 - 5	% of Portfolio
U.S. treasuries	\$ 353	\$ 353	\$ -	\$ -	0.09%
FNMA notes	134,128	21,883	23,294	88,951	35.16%
FHLB notes	124,133	46,218	26,215	51,700	32.53%
FHLMC notes	82,591	17,206	1,033	64,352	21.65%
FFCB notes	26,730	-	10,767	15,963	7.01%
Foreign bonds	6,000	-	-	6,000	1.57%
STAR Ohio	7,580	7,580	-	-	1.99%
Money markets	15	15	-	-	0.00%
Total Investments	<u>\$381,530</u>	<u>\$93,255</u>	<u>\$61,309</u>	<u>\$226,966</u>	<u>100.00%</u>

Interest rate risk: The Ohio Revised Code and the Investment and Depository Policy of the County limit the purchase of securities to those with a maturity of no more than five years from the date of purchase unless matched to a specific obligation or debt of the County.

Credit risk: The ORC limits investments in commercial paper, corporate bonds and mutual bond funds to the top two ratings issued by nationally recognized statistical rating organizations at the time of purchase. In addition, the County's investment policy requires that all corporate bonds be triple-A rated issuers (the highest possible rating). All federal agency notes had a rating of AAA from Standard & Poor's, and Aaa from Moody's. The State of Israel Bonds were rated A2 by Standard & Poor's, and A- by Moody's. Standard & Poor's has assigned STAR Ohio an AAAM money market rating. The County had investments in three other money market accounts at year-end, each rated AAAM by Standard & Poor's and Aaa by Moody's.

Concentration of credit risk: The County's investment policy provides for diversification to avoid undue concentration in securities of one type or securities of one financial institution. This restriction does not apply to obligations guaranteed by the U.S. government. Of the County's total investments, 35.2 percent are FNMA notes, 32.5 percent are FHLB notes, 21.7 percent are FHLMC notes and 7.0 percent are FFCB notes. All other investment types are less than five percent of the County's total investments.

Custodial credit risk: For an investment, the custodial credit risk is the risk that, in the event of the failure of the counterparty to a transaction, the County will not be able to recover the value of the investments or collateral securities that are in the possession of an outside party. In order to mitigate custodial risk, the County purchases its investments only through an approved broker/dealer or institution. Further, payment for investments is made only upon delivery of the securities representing the investments to the Treasurer or qualified trustee or, if the securities are not represented by a certificate, upon receipt of confirmation of transfer from the custodian.

B. Component Units

Deposits: All monies are deposited into banks or investment companies designated by each component unit's governing board. Funds not needed for immediate expenditure may be deposited in interest bearing or non-interest bearing accounts, or U.S. government obligations. Security shall be furnished for all deposits, whether interest bearing or non-interest bearing, except that no such security is required for U.S. government obligations.

Custodial risk is the risk that, in the event of bank failure, the deposits of the component unit might not be recovered. At December 31, 2006, discretely presented component units held demand deposits with a carrying value of \$3,077,000. The bank balances totaled \$2,886,000. Both the book and bank balances

FRANKLIN COUNTY, OHIO
Notes to the Basic Financial Statements
For the Year Ended December 31, 2006

include \$1,181,000 in certificates of deposit. Of the bank balances totaling \$2,886,000, \$853,000 was insured by FDIC. The remaining balance of \$2,033,000 was uncollateralized.

Investments: As of December 31, 2006, the component units had the following investments (based on quoted market prices) and maturities (where applicable):

(Amounts in 000's, Time in Years)				
Investment Type	Fair Value	Less than 1	1 - 2	% of Portfolio
FHLB notes	\$ 250	\$ 250	\$ -	4.26%
Corporate bonds	400	300	100	6.81%
Managed equity account	1,359	1,359	-	23.18%
Mutual funds	1,659	1,659	-	28.30%
Money markets	1,853	1,853	-	31.61%
Cash surrender value of life insurance	342	342	-	5.84%
Total investments	<u>\$ 5,863</u>	<u>\$ 5,763</u>	<u>\$ 100</u>	<u>100.00%</u>

Interest rate risk: The component units do not have policies limiting investment maturities as a means of managing exposure to fair value losses arising from increasing interest rates. Except for ARC Industries, which limits fixed income securities to maturity of (15) years.

Credit risk: ARC Industries limits investments so that average rating is no less than AA. No other component units place a limit on the ratings of their securities other than the ORC requirements. ARC Industries corporate bonds have AA ratings, government bonds have AAA ratings, and mutual funds have an AA rating. All other component unit investments are AAA.

Concentration of credit risk: The component units do not place a limit on the amount that may be invested in any one issuer.

Custodial credit risk: For an investment, the custodial credit risk is the risk that, in the event of the failure of the counterparty to a transaction, the component unit will not be able to recover the value of the investments or collateral securities that are in the possession of an outside party. In order to mitigate custodial risk, the component units purchase their investments only through an approved broker/dealer or institution.

C. Reconciliation to Statement of Net Assets

The deposits and investments reconcile to the statements of net assets as follows:

(Amounts in 000's)			
	Primary Government	Component Units	Total
Deposits and investments:			
Carrying amount of deposits	\$ 285,387	\$ 3,077	\$ 288,464
Fair value of investments	381,530	5,863	387,393
Interest on investments	757	-	757
Outstanding warrants	(15,905)	-	(15,905)
Total deposits and investments	<u>\$ 651,769</u>	<u>\$ 8,940</u>	<u>\$ 660,709</u>

(Continued on next page)

FRANKLIN COUNTY, OHIO
Notes to the Basic Financial Statements
For the Year Ended December 31, 2006

(Amounts in 000's)			
	Primary Government	Component Units	Total
Per statement of net assets:			
Equity with County Treasurer	\$ 498,123	\$ -	\$ 498,123
Cash, cash equivalents and investments in segregated accounts	2,145	8,940	11,085
Restricted cash	1,296	-	1,296
	<u>501,564</u>	<u>8,940</u>	<u>510,504</u>
Per statement of fiduciary net assets:			
Equity with County Treasurer	123,142	-	123,142
Cash and investments in segregated accounts	27,063	-	27,063
	<u>150,205</u>	<u>0</u>	<u>150,205</u>
Total per statement of net assets	<u>\$ 651,769</u>	<u>\$ 8,940</u>	<u>\$ 660,709</u>

Note 5 – Interfund Balances and Transfers

Interfund balances consisted of the following:

A. Due to/from Other Funds

These balances resulted primarily from the time lag between the dates that interfund goods and services are provided or reimbursable expenditures occur and payment is made. Some balances are a result of short term loans.

FRANKLIN COUNTY, OHIO
Notes to the Basic Financial Statements
For the Year Ended December 31, 2006

(Amounts in 000's)		
Receivable Fund	Payable Fund	Amount
General	Board of MR&DD	\$ 30
	Childrens Services Board	81
	Public Assistance	429
	Nonmajor governmental funds	32,389
	Enterprise funds	30
	Internal service funds	1
		<u>32,960</u>
Children Services Board	Public Assistance	309
	Board of MR&DD	160
	Nonmajor governmental funds	34
		<u>503</u>
ADAMH	Nonmajor governmental funds	15
		<u>15</u>
Nonmajor governmental funds	General Fund	1
	Public Assistance	122
	ADAMH	23
	Nonmajor governmental funds	147
	Enterprise funds	175
		<u>468</u>
Internal service funds	General Fund	10
	Public Assistance	8
	Nonmajor governmental funds	4
		<u>22</u>
		<u>\$ 33,968</u>

B. Advances to/from Other Funds

The following loans between funds are long-term in nature and are classified as advances. The advances at December 31, 2006 are as follows:

(Amounts in 000's)		
Receivable Fund	Payable Fund	Amount
General	Nonmajor governmental funds	<u>\$ 1,761</u>

C. Interfund Transfers

Transfers are used to move revenues from the fund that collects them in accordance with statute or budget to the fund that is required to expend them in accordance with statute or budget; to segregate money for anticipated capital projects; to provide resources for current operations; or to service debt.

FRANKLIN COUNTY, OHIO
Notes to the Basic Financial Statements
For the Year Ended December 31, 2006

(Amounts in 000's)					
Transfer out	Transfer in				Total
	General	Public Assistance	ADAMH Board	Nonmajor governmental funds	
General	\$ -	\$ 7,132	\$ -	\$ 17,051	\$ 24,183
Public Assistance	-	-	-	1,147	1,147
ADAMH Board	-	-	-	48	48
Nonmajor governmental funds	933	834	51	1,336	3,154
	\$ 933	\$ 7,966	\$ 51	\$ 19,582	\$ 28,532

D. Advance to Component Unit

The following loan was made between the primary government and component unit is long-term in nature and is classified as an advance:

(Amounts in 000's)		
Receivable Fund	Payable Component Unit	Amount
General	Veterans Memorial Hall	\$ 50

E. Due to Component Unit/from Primary Government

The following balance occurred between the primary government and component unit due to services provided and reimbursable expenditures:

(Amounts in 000's)		
Receivable Component Unit	Payable Fund	Amount
ARC Industries	Board of MR&DD	\$ 328

Note 6 – Property Taxes

Property taxes include amounts levied against all real, public utility, and tangible personal property located in the County. Property tax revenue received during 2006 for real and public utility property taxes represents collection of 2005 taxes. Property tax payments received during 2006 for tangible personal property (other than public utility property) is for 2006 taxes.

2006 real property taxes are levied after October 1, 2006, on the assessed value as of January 1, 2006, the lien date. Assessed values are established by state law at 35 percent of appraised market value. 2005 real property taxes are collected in and intended to finance 2006. The total assessed value upon which the 2006 real estate tax collection was based was \$25.818 billion. The full tax rate applied to real property for all County units was \$17.79 per \$1,000 of assessed valuation. Tangible personal property is that property used in business and is assessed at 18.75 percent. Tangible personal property taxes are levied on January 1st of the current year. The total value upon which the 2006 tax collection was assessed was \$1.118 billion.

FRANKLIN COUNTY, OHIO
Notes to the Basic Financial Statements
For the Year Ended December 31, 2006

Public utility taxes are assessed not only on land and improvements, but also on tangible personal property at true value, which is a percentage of cost. Percentages vary according to the type of utility. The total assessed value upon which the 2006 tax collection was based was \$785 million.

The Treasurer bills and collects property taxes on behalf of all taxing districts within the County. The Auditor periodically remits to the taxing districts their portion of the taxes collected. Collection of the taxes and remittance to the taxing districts are accounted for in various County agency funds.

Real property taxes are payable annually or semi-annually. If paid annually, payment is due January 20th; if paid semi-annually, the first payment is due January 20th with the remainder to be paid by June 20th. Real property owners' tax bills are reduced by homestead and rollback deductions, when applicable. The amount of these reductions is reimbursed to the County by the State.

Tangible personal property taxes are due semi-annually with the first payment due April 30th and the remainder to be paid by September 20th. Due dates are normally extended an additional 30 days. By state law, the first \$10,000 of taxable value for each business is exempt from taxation. The resulting tangible personal property exemption is partially reimbursed to the County by the State.

"Property taxes receivable" represents delinquent real and tangible personal property and public utility taxes outstanding as of the last settlement (net of allowances for uncollectible amounts) and real property and public utility taxes that were measurable at year-end and for which there is an enforceable legal claim. In the fund financial statements, the majority of the receivable is offset by unearned revenue since the taxes were not levied to finance 2006 operations. In the full accrual government-wide financial statements, collectible delinquent property taxes have been recorded as revenue while the remainder of the receivable is unearned.

The County uses actual billings and estimates based on the tax rate multiplied by property value to estimate taxes receivable. The eventual collection of substantially all real property and public utility taxes (both current and delinquent) is reasonably assured due to the County's ability to force foreclosure of the properties on which the taxes are levied. For tangible personal property taxes (both current and delinquent), a determination of the percentage deemed uncollectible was made based on past experience. This percentage was applied against the gross taxes receivable to yield the estimated net realizable value of these resources.

Note 7 –Notes Receivable

In 1997, the County and the Solid Waste Authority of Central Ohio (SWACO) entered into a repayment agreement under which SWACO is obligated to pay the debt service for bonds issued to finance expansion at the solid waste facility. To secure SWACO's obligation, contract documents were executed and delivered to the County whereby SWACO granted the County a lien on the solid waste facilities, a security interest in its fixtures and personal property, and assignment of permits and licenses necessary for operation of the solid waste facilities. In 2005, a portion of the 1997 bonds were refunded. At December 31, 2006, the County recorded \$13,250,000 as a note receivable for the landfill expansion bonds with a similar reservation of fund balance in the Debt Service fund. See note 10 for description of the related general obligation bonds.

On December 12, 2002, the County, the City of Columbus and the Columbus Municipal Airport Authority entered into the Port Authority Consolidations and Joinder Agreement with an effective date of January 1, 2003. As part of that agreement, the County assumed certain debt related to the former Rickenbacker Port Authority (RPA), with the stipulation that the debt will be serviced with revenues from the newly created Columbus Regional Airport Authority (CRAA). General obligation bonds pursuant to the agreement were paid off in during 2006. However, at December 31, 2006, the County recorded \$597,000 as a note receivable for an outstanding Ohio Public Works Commission note, with a similar reservation of fund balance in the General Fund. See note 10 for description of the bonds and OPWC note.

FRANKLIN COUNTY, OHIO
Notes to the Basic Financial Statements
For the Year Ended December 31, 2006

The following is a summary of the future payments to be received by the County for the notes:

(Amounts in 000's)				
	SWACO	CRAA	Total	
2007	\$ 1,597	\$ 75	\$ 1,672	
2008	1,561	74	1,635	
2009	1,569	75	1,644	
2010	1,579	75	1,654	
2011	1,591	74	1,665	
2012-2016	8,054	224	8,278	
2017-2021	1,633	-	1,633	
Total payments to be received	17,584	597	18,181	
Less: Amount representing interest	(4,334)	-	(4,334)	
Notes receivable	<u>\$ 13,250</u>	<u>\$ 597</u>	<u>\$ 13,847</u>	

Note 8 – Capital Leases - Lessor Disclosure

The County acts as lessor in two outstanding direct financing lease agreements. The facilities under lease, the lessees and debt principal outstanding at December 31, 2006, include the following:

(Amounts in 000's)		
Facility	Lessee	Principal Outstanding
Fairgrounds Project	Franklin County Agricultural Society	\$ 300
Maryhaven Facility	Maryhaven, Inc.	2,957
		<u>\$ 3,257</u>

Under the agreements, the lessees are required to pay the cost of maintaining and operating the leased facility. Lease payments from Maryhaven are substantially equal to the debt service to be paid by the County for retirement of the bonds associated with those facilities. The payments from Maryhaven are recognized as revenue in the Debt Service fund prior to payment of interest and principal on bonds.

The County has recognized the future minimum lease payments, less unearned interest income to be received for capitalized leases, as "Leases receivable" in the General and Debt Service funds. That portion not available at year-end is classified as "Deferred revenue."

FRANKLIN COUNTY, OHIO
Notes to the Basic Financial Statements
For the Year Ended December 31, 2006

A summary of the future minimum lease payments to be received by the County, and the components of the net investment in direct financing leases at December 31, 2006, follows:

(Amounts in 000's)				
	Fairgrounds	Maryhaven		
	Project	Facility		Total
2007	\$ 50	\$ 359		\$ 409
2008	50	349		399
2009	50	353		403
2010	50	356		406
2011	50	355		405
2012-2016	50	1,811		1,861
2017-2021	-	336		336
Minimum lease payments	300	3,919		4,219
Unearned interest income	-	(962)		(962)
Net investment in leases	<u>\$ 300</u>	<u>\$ 2,957</u>		<u>\$ 3,257</u>

Note 9 - Capital Assets

Capital asset activity of the primary government for the year ended December 31, 2006, is shown below:

Primary Government - Governmental Activities				
(Amounts in 000's)				
	Beginning Balance	Additions	Reductions	Ending Balance
Capital assets, not being depreciated:				
Land	\$ 38,664	\$ 15,758	\$ -	\$ 54,422
Construction in progress	14,043	18,220	(5,895)	26,368
Total nondepreciable capital assets	<u>52,707</u>	<u>33,978</u>	<u>(5,895)</u>	<u>80,790</u>
Capital assets being depreciated:				
Buildings and improvements	297,537	3,478	(155)	300,860
Infrastructure	212,397	1,974	(10,410)	203,961
Machinery and equipment	58,576	19,095	(7,774)	69,897
	<u>568,510</u>	<u>24,547</u>	<u>(18,339)</u>	<u>574,718</u>
Less accumulated depreciation for:				
Buildings and improvements	(80,681)	(8,582)	128	(89,135)
Infrastructure	(72,860)	(3,269)	6,447	(69,682)
Machinery and equipment	(36,794)	(5,377)	6,964	(35,207)
	<u>(190,335)</u>	<u>(17,228)</u>	<u>13,539</u>	<u>(194,024)</u>
Total depreciable capital assets, net	<u>378,175</u>	<u>7,319</u>	<u>(4,800)</u>	<u>380,694</u>
Total capital assets, net	<u>\$ 430,882</u>	<u>\$ 41,297</u>	<u>\$ (10,695)</u>	<u>\$ 461,484</u>

FRANKLIN COUNTY, OHIO
Notes to the Basic Financial Statements
For the Year Ended December 31, 2006

Primary Government – Business-type Activities				
(Amounts in 000's)				
	Beginning Balance	Additions	Reductions	Ending Balance
Capital assets, not being depreciated:				
Land	\$ 259	\$ -	\$ -	\$ 259
Construction in progress	1,463	72	(16)	1,519
Total nondepreciable capital assets	<u>1,722</u>	<u>72</u>	<u>(16)</u>	<u>1,778</u>
Capital assets, being depreciated:				
Buildings and improvements	13,937	350	-	14,287
Infrastructure	20,675	3,016	-	23,691
Machinery and equipment	756	-	-	756
	<u>35,368</u>	<u>3,366</u>	<u>-</u>	<u>38,734</u>
Less accumulated depreciation for:				
Buildings and improvements	(4,317)	(301)	-	(4,618)
Infrastructure	(4,437)	(374)	-	(4,811)
Machinery and equipment	(473)	(66)	-	(539)
	<u>(9,227)</u>	<u>(741)</u>	<u>-</u>	<u>(9,968)</u>
Total depreciable capital assets, net	<u>26,141</u>	<u>2,625</u>	<u>-</u>	<u>28,766</u>
Total capital assets, net	<u>\$ 27,863</u>	<u>\$ 2,697</u>	<u>\$ (16)</u>	<u>\$ 30,544</u>

Depreciation expense was charged to functional programs of the primary government as follows:

(Amounts in 000's)	
Governmental Activities:	
General government	\$ 4,728
Judicial	572
Public safety	3,653
Human services	772
Health	2,278
Public works	4,121
Conservation and recreation	1,097
Community development	7
	<u>\$ 17,228</u>
Business-type Activities:	
Water and sewer	\$ 430
Parking facilities	311
	<u>\$ 741</u>

FRANKLIN COUNTY, OHIO
Notes to the Basic Financial Statements
For the Year Ended December 31, 2006

Capital asset activity of the component units for the year ended December 31, 2006, was as follows:

(Amounts in 000's)				
	Beginning Balance	Additions	Reductions	Ending Balance
Capital assets, being depreciated:				
Buildings and improvements	\$ 7,091	\$ 39	\$ (968)	\$ 6,162
Machinery and equipment	5,125	279	(433)	4,971
	<u>12,216</u>	<u>318</u>	<u>(1,401)</u>	<u>11,133</u>
Less accumulated depreciation for:				
Buildings and improvements	(4,520)	(364)	968	(3,916)
Machinery and equipment	(5,089)	(188)	433	(4,844)
	<u>(9,609)</u>	<u>(552)</u>	<u>1,401</u>	<u>(8,760)</u>
Total depreciable capital assets, net	<u>\$ 2,607</u>	<u>\$ (234)</u>	<u>\$ -</u>	<u>\$ 2,373</u>

Depreciation expense reported by component units was as follows:

(Amounts in 000's)	
ARC Industries	\$ 115
Veterans Memorial Hall	40
Stadium and Team	397
	<u>\$ 552</u>

Note 10 – Long-term Liabilities

A. Long-term Debt Summary The original issue date, final maturity date, interest rate and original issuance amount for each of the County's long-term debt obligations currently outstanding follows:

Long-term Debt Summary – Governmental Activities				
(Amounts in 000's)				
	Original Issue Date	Final Maturity	Interest Rate	Original Issue Amount
General obligation bonds:				
Mental Health Building	07/01/1986	12/01/2010	7.38%	\$ 795
Solid Waste Facility ^{1,3}	07/15/1997	12/01/2017	4.30 to 5.50%	7,390
Series 1993 Refunding ^{1, 2}	04/15/1993	12/01/2020	2.70 to 5.55%	51,795
Series 2003 Refunding ¹	10/30/2003	12/01/2013	2.30 to 5.00%	53,985
Road Improvements ¹	10/26/2005	12/01/2015	3.25 to 5.00%	5,000
Children Services Building ¹	10/26/2005	12/01/2025	3.25 to 5.00%	10,895
Series 2005 Refunding ¹	10/26/2005	12/01/2017	3.25 to 5.00%	22,320
				<u>\$ 152,180</u>

(Continued on next page)

FRANKLIN COUNTY, OHIO
Notes to the Basic Financial Statements
For the Year Ended December 31, 2006

Long-term Debt Summary – Governmental Activities				
(Amounts in 000's)				
	<u>Original Issue Date</u>	<u>Final Maturity</u>	<u>Interest Rate</u>	<u>Original Issue Amount</u>
Bonds supported by				
lease revenues:				
Maryhaven Facility ^{1,3}	07/15/1997	12/01/2017	4.30 to 5.50%	\$ 1,665
Series 2005 Refunding ¹	10/26/2005	12/01/2017	3.25 to 5.00%	2,765
				<u>4,430</u>
Notes:				
Rickenbacker Industrial Park	04/02/1995	01/01/2015	0.00%	1,489
Dublin Rd Improvements I	11/08/2002	07/01/2007	0.00%	1,548
Dublin Rd Improvements II	11/08/2002	07/01/2007	0.00%	970
Cleveland Ave. Improvements	07/16/2003	07/01/2008	0.00%	147
Alton & Darby Creek Road Improvements	10/08/2003	07/01/2008	0.00%	750
Scioto-Darby Creek Road Improvements ⁴	08/01/2005	12/01/2026	0.00%	3,043
				<u>7,947</u>
				<u>\$ 164,557</u>

¹ Interest rates vary over the term of the bond per a set schedule. This is not a demand bond.

² Represents only the portion not refunded in the 2003 refunding.

³ Represents only the portion not refunded in the 2005 refunding.

⁴ Includes amount estimated upon completion of project.

Long-term Debt Summary – Business-type Activities				
(Amounts in 000's)				
	<u>Original Issue Date</u>	<u>Final Maturity</u>	<u>Interest Rate</u>	<u>Original Issue Amount</u>
Bonds:				
Parking Garage Addition	11/01/1982	12/01/2008	10.00%	\$ 6,500
Series 2003 Refunding JDC Parking Garage portion ¹	10/30/2003	12/01/2013	2.30 to 5.00%	5,835
				<u>12,335</u>
Notes:				
Hamilton Meadows Water Ridgewood Estates and Oakhurst Knolls Sewer	04/28/1988	07/01/2013	7.00%	194
Forest Ridge Sewer	04/28/1988	07/01/2013	7.00%	1,478
Village Park and Young Estates Sewer	09/02/1988	07/01/2013	7.00%	186
Village Park and Young Estates Water	03/26/1992	07/01/2017	7.00%	551
Lincoln Village and New Rome Water	03/26/1992	07/01/2017	7.00%	274
Emmit/Mix Avenue Sewer	02/12/1995	07/01/2015	3.50%	835
Darbydale Wastewater	07/01/1997	07/01/2021	3.00%	482
Water Quality Wastewater ²	02/18/2005	12/01/2026	0.00%	1,883
Darbydale Sewer	07/01/2005	12/01/2027	0.00%	3,711
	08/10/2005	07/01/2025	3.98%	1,200
				<u>10,794</u>
				<u>\$ 23,129</u>

¹ Interest rates vary over the term of the bond per a set schedule. This is not a demand bond.

² Includes amount estimated upon completion of project.

FRANKLIN COUNTY, OHIO
Notes to the Basic Financial Statements
For the Year Ended December 31, 2006

B. Changes in Long-term Liabilities

Primary Government Changes in the primary government's long-term obligations during the year, including new issuances, consisted of the following:

Changes in Long-term Liabilities - Governmental Activities					
(Amounts in 000's)					
	<u>12/31/2005</u>	<u>Additions</u>	<u>Reductions</u>	<u>Outstanding 12/31/2006</u>	<u>Due in One Year</u>
General obligation bonds:					
Rickenbacker Port Authority	\$ 820	\$ -	\$ (820)	\$ -	\$ -
Mental Health Building	175	-	(35)	140	35
Jail Renovation	345	-	(345)	-	-
Veterans Memorial Improvement	395	-	(395)	-	-
Solid Waste Facility	1,810	-	(880)	930	930
Series 1993 Refunding	41,880	-	-	41,880	-
Series 2003 Refunding	44,675	-	(5,220)	39,455	6,190
Road Improvements	5,000	-	(410)	4,590	425
Children Services Building	10,895	-	(345)	10,550	355
Series 2005 Refunding	22,320	-	(35)	22,285	785
	<u>128,315</u>	<u>-</u>	<u>(8,485)</u>	<u>119,830</u>	<u>8,720</u>
Bonds supported by lease revenues:					
Maryhaven Facility	410	-	(200)	210	210
Series 2005 Refunding	2,765	-	-	2,765	-
	<u>3,175</u>	<u>-</u>	<u>(200)</u>	<u>2,975</u>	<u>210</u>
Unamortized bond premiums	5,445	-	(380)	5,065	-
Unamortized deferred charges	(2,045)	-	150	(1,895)	-
	<u>3,400</u>	<u>-</u>	<u>(230)</u>	<u>3,170</u>	<u>-</u>
Notes:					
Rickenbacker Industrial Park	671	-	(75)	596	75
Sunbury Road Improvements	140	-	(140)	-	-
Dublin Road Improvements I	463	-	(309)	154	154
Dublin Road Improvements II	291	-	(194)	97	97
Cleveland Ave. Improvements	74	-	(30)	44	30
Alton & Darby Creek Road Improvements	375	-	(150)	225	150
Scioto-Darby Creek Road Improvements	-	1,300	-	1,300	152
	<u>2,014</u>	<u>1,300</u>	<u>(898)</u>	<u>2,416</u>	<u>658</u>
Other long-term obligations:					
Compensated absences	31,242	5,372	(2,402)	34,212	2,806
Workers compensation	9,012	891	(2,006)	7,897	2,352
Capital leases	736	168	(325)	579	296
	<u>40,990</u>	<u>6,431</u>	<u>(4,733)</u>	<u>42,688</u>	<u>5,454</u>
	<u>\$ 177,894</u>	<u>\$ 7,731</u>	<u>\$ (14,546)</u>	<u>\$ 171,079</u>	<u>\$ 15,042</u>

FRANKLIN COUNTY, OHIO
Notes to the Basic Financial Statements
For the Year Ended December 31, 2006

Changes in Long-term Liabilities – Business-type Activities					
(Amounts in 000's)					
	<u>Outstanding 12/31/2005</u>	<u>Additions</u>	<u>Reductions</u>	<u>Outstanding 12/31/2006</u>	<u>Due in One Year</u>
Bonds:					
Parking Garage Addition	\$ 780	\$ -	\$ (260)	\$ 520	\$ 260
Series 2003 Refunding	4,925	-	(495)	4,430	810
	<u>5,705</u>	<u>-</u>	<u>(755)</u>	<u>4,950</u>	<u>1,070</u>
Unamortized bond premiums	291	-	(50)	241	-
Unamortized deferred charges	(88)	-	15	(73)	-
	<u>203</u>	<u>-</u>	<u>(35)</u>	<u>168</u>	<u>-</u>
	<u>5,908</u>	<u>-</u>	<u>(790)</u>	<u>5,118</u>	<u>1,070</u>
Notes:					
Hamilton Meadows Water	97	-	(10)	87	11
Ridgewood Estates and Oakhurst Knolls Sewer	762	-	(78)	684	84
Forest Ridge Sewer	97	-	(10)	87	11
Village Park and Young Estates Sewer	368	-	(22)	346	23
Village Park and Young Estates Water	183	-	(11)	172	12
Lincoln Village and New Rome Water	468	-	(42)	426	44
Emmit/Mix Avenue Sewer	397	-	(20)	377	21
Darbydale Wastewater	1,883	-	-	1,883	94
Water Quality Wastewater	-	1,551	-	1,551	-
Darbydale Sewer	1,180	-	(41)	1,139	43
	<u>5,435</u>	<u>1,551</u>	<u>(234)</u>	<u>6,752</u>	<u>343</u>
Compensated absences	130	34	-	164	16
	<u>\$ 11,473</u>	<u>\$ 1,585</u>	<u>\$ (1,024)</u>	<u>\$ 12,034</u>	<u>\$ 1,429</u>

Component Units The component units have no bonded debt. The long-term liabilities relate solely to capital leases and compensated absences. At December 31, 2006, total long-term liabilities consisted of \$16,000 in capital leases and \$241,000 in compensated absences for a total of \$257,000.

FRANKLIN COUNTY, OHIO
Notes to the Basic Financial Statements
For the Year Ended December 31, 2006

C. Future Debt Service Requirements

The following is a summary of the County's future annual debt service requirements. The schedules below include an additional \$6,773,000 on governmental activity notes and \$2,870,000 on business-type activity notes due to Ohio Public Works Commission (OPWC) and Ohio Water Development Authority (OWDA) note commitments. Until completion of the project or such stated time the obligation will not become due. The related debt service requirements are estimated based on amortization schedules provided by the OPWC and OWDA.

Governmental Activities								
(Amounts in 000's)								
	General Obligation		Lease Revenue		Notes	Total		
	Bonds		Bonds			Principal	Principal	Interest
	Principal	Interest	Principal	Interest				
2007	\$ 8,720	\$ 5,688	\$ 210	\$ 150	\$ 658	\$ 9,588	\$ 5,838	
2008	8,790	5,336	210	138	568	9,568	5,474	
2009	8,775	4,982	225	128	478	9,478	5,110	
2010	9,165	4,601	240	117	478	9,883	4,718	
2011	9,595	4,202	250	105	478	10,323	4,307	
2012-2016	41,260	15,144	1,490	318	2,242	44,992	15,462	
2017-2021	30,505	4,690	350	17	2,018	32,873	4,707	
2022-2026	3,020	326	-	-	2,018	5,038	326	
2027-2031	-	-	-	-	251	251	-	
	<u>\$ 119,830</u>	<u>\$ 44,969</u>	<u>\$ 2,975</u>	<u>\$ 973</u>	<u>\$ 9,189</u>	<u>\$ 131,994</u>	<u>\$ 45,942</u>	

Business-type Activities							
(Amounts in 000's)							
	Bonds		Notes		Total		
	Principal	Interest	Principal	Interest	Principal	Interest	
	2007	\$ 1,070	\$ 225	\$ 342	\$ 167	\$ 1,412	\$ 392
2008	1,110	167	671	188	1,781	355	
2009	875	109	693	167	1,568	276	
2010	925	74	717	144	1,642	218	
2011	970	37	743	119	1,713	156	
2012-2016	-	-	2,678	305	2,678	305	
2017-2021	-	-	1,910	107	1,910	107	
2022-2026	-	-	1,682	23	1,682	23	
2027-2031	-	-	186	-	186	-	
	<u>\$ 4,950</u>	<u>\$ 612</u>	<u>\$ 9,622</u>	<u>\$ 1,220</u>	<u>\$ 14,572</u>	<u>\$ 1,832</u>	

D. Funds Used to Retire Long-term Liabilities

All general obligation bonds are supported by the full faith and credit of the County. General obligation bonds and notes will be paid with \$108,400,000 from taxes, and the remainder from lease revenues (note 8), user charges and payments received on the SWACO and CRAA notes, including portions of the Series 2005 Refunding (note 7). Compensated absences liabilities will be paid from the fund from which the employee's salary is paid, which is typical of past treatment. Capital lease obligations will be paid from the fund that supports the department using the underlying asset, also typical of past treatment.

E. Debt Limitations

The Ohio Revised Code (ORC) provides that the net general obligation debt of the County, exclusive of certain exempt debt, issued without a vote of the electors should not exceed one percent of the total assessed valuation of the County. The ORC further provides that the total voted and unvoted net debt of the County less the same exempt debt should not exceed a sum equal to three percent of the first

FRANKLIN COUNTY, OHIO
Notes to the Basic Financial Statements
For the Year Ended December 31, 2006

\$100,000,000 of the assessed valuation, plus one and one-half percent of such valuation in excess of \$100,000,000 and not in excess of \$300,000,000, plus two and one-half percent of such valuation in excess of \$300,000,000. The effects of the debt limitations at December 31, 2006, are an overall debt margin of \$620,375,000 and an unvoted debt margin of \$197,324,000.

F. Defeased Bonds

In 1993, the County defeased certain general obligation bonds by placing the proceeds of new bonds in an irrevocable trust to provide for all future debt service payments on the old bonds. Accordingly, the trust account assets and the liability for the defeased bonds are not included in the County's financial statements. At December 31, 2006, \$84,165,000 remained outstanding on the defeased bonds from 1993 refunding.

In 2005, the County advance refunded certain general obligation bonds by depositing proceeds in an irrevocable trust pursuant to an escrow trust agreement. According to the agreement, the escrow agent will pay the debt service requirements of the outstanding refunded bonds on each scheduled payment date through and including December 1, 2007, and will redeem the outstanding refunded bonds on that date. Accordingly, the trust account assets and the liability for the defeased bonds are not included in the County's financial statements. As of December 31, 2006, \$15,445,000 remained outstanding on the refunded bonds from the 2005 refunding.

G. Optional Redemption

Certain bonds issued by the County are subject to redemption at the County's option. When partial redemption of any of the following bonds is authorized, the bond registrar will select bonds or portions thereof by lot within a maturity in such manner as the bond registrar may determine, provided, however, that the portion of any bond so selected will be in the amount of \$5,000 or an integral multiple thereof. In each case, accrued interest will be paid to the date fixed for redemption. The following schedule summarizes the bond issues subject to optional redemption, the relevant maturity dates, the redemption dates and the redemption rates:

<u>Bonds</u>	<u>Maturity Date</u>	<u>Redemption Dates (Dates Inclusive)</u>	<u>Redemption Prices</u>
Series 1993 Refunding	after 12/01/2008	12/01/2008 – 11/30/2009	102%
		12/01/2009 – 11/30/2010	101%
		12/01/2010 and thereafter	100%
Children Services Building	after 12/01/2015	12/01/2015 and thereafter	100%
Series 2005 Refunding	after 12/01/2015	12/01/2015 and thereafter	100%

Note 11 – Capital Leases - Lessee Disclosure

The County leases various equipment through lease arrangements. Many of the lease agreements qualify as capital leases for accounting purposes and, therefore, have been recorded at the present value of their future minimum lease payments as of the inception date. Payments are made from the funds that purchase the assets. The assets acquired through capital leases are as follows:

FRANKLIN COUNTY, OHIO
Notes to the Basic Financial Statements
For the Year Ended December 31, 2006

(Amounts in 000's)	
	Governmental Activities
Machinery and equipment	\$ 1,633
Less accumulated depreciation	(1,058)
	\$ 575

The future minimum lease obligations and the net present value of these minimum lease payments as of December 31, 2006, were as follows:

(Amounts in 000's)	
	Governmental Activities
2007	384
2008	206
2009	101
2010	31
2011	4
Total minimum lease payments	726
Less amount representing interest	(147)
Present value of minimum lease	\$ 579

Note 12 – Operating Leases

The County has entered into various contracts and leases for equipment, land and office space. The following table represents the noncancellable rental liabilities:

(Amounts in 000's)	
	Rental
2007	3,685
2008	2,419
2009	2,436
2010	1,593
2011	1,440
2012-2016	997
2017-2021	531
2022-2026	531
2027-2028	212
	\$ 13,844

The County does not have operating leases or contracts after 2028. During 2006, the County incurred expenditures of \$4,632,000 for noncancellable operating leases.

Note 13 – Contingencies and Commitments

Contingent Liabilities The County has received federal and state grants for specific purposes that are subject to review and audit by the grantor agencies or their designee. At December 31, 2006, the audits of certain programs had not been completed. These audits could lead to a request for reimbursement to the grantor agency for expenditures disallowed under terms of the grant. Based on prior experience, the County believes such disallowances, if any, will be immaterial.

FRANKLIN COUNTY, OHIO
Notes to the Basic Financial Statements
For the Year Ended December 31, 2006

Several claims and lawsuits are pending against the County. The Prosecuting Attorney has used his best judgment as legal counsel for the County to estimate the possible liability that the County could incur. No material liability is expected to arise from the current pending lawsuits.

By resolution, the Commissioners have designated amounts in the fund balance of the General Fund to be used for expenditures in future years. \$11,750,000 has been set aside for "rainy day" purposes.

Commitments The County had several outstanding capital projects as of December 31, 2006, including construction of a new courthouse building, stadium and several road construction projects. The Commissioners plan to finance some projects long term bonded debt. The projects are evidenced by contractual commitments with contractors and include:

(Amounts in 000's)					
Project	Phase	Spent to Date	Commitment Remaining		
Courthouse	Design	\$ 188	\$ 6,962		
Courthouse	Construction Management	153	4,697		
Courthouse	Owner's Representative	1,406	2,894		
Stadium	Design	74	2,876		
Stadium	Construction Management	57	2,800		
Morse Rd & Johnstown Rd	Road Construction	538	9,244		
Stelzer Rd	Road Construction	4,846	3,642		
Hayden Run Rd & Cosgray Rd	Road Construction	2,920	4,549		
Havens Corners Rd & Reynoldsburg New Albany Rd	Road Construction	133	2,053		
		<u>\$ 10,315</u>	<u>\$ 39,717</u>		

The Commissioners have also entered into a long-term commitment whereby the County has agreed to contribute approximately \$4.34 million to the Columbus Regional Airport Authority annually through 2012.

Note 14 – Risk Management

The County is exposed to various risks of loss related to torts and general liability; theft of, damage to and destruction of assets; natural disasters; errors and omissions; health care claims for employees and their eligible dependents; and injuries to employees. Insurance policies are procured for commercial crime, flood, buildings and contents, equipment, boilers and machinery. In addition, a Commercial Crime and Public Employees Dishonesty policy is in effect for certain agencies that deal with large amounts of cash, and a Faithful Performance Blanket bond is in place for all County employees. Medical malpractice insurance is purchased for claims involving inmate medical care. Settled claims have not exceeded commercial coverage in any of the past three years. There has not been a significant reduction in coverage from the prior year. The County has elected to retain risk for losses related to torts, general and excess liability, and automobile casualty rather than insuring those risks through a third-party. Employee health care claims are self-insured, with purchased stop-loss coverage of \$1,000,000 per individual for the calendar year. The County purchases workers' compensation insurance from the State of Ohio to cover employees and auxiliary staff.

A. Self-insurance for General Liability

The County's General Fund provides unlimited coverage for court judgments resulting from tort and general liability claims of County officials and employees. The County does not use actuaries to determine possible claims liability, nor are any interfund premiums charged. However, the County incorporates nonincremental claims adjustments when setting the annual budget amount for claims, judgments and settlements. The Commissioners appropriated \$200,000 within the General Fund in 2006 to satisfy court-ordered judgments, self-insured claims or other settlements. The actual claims paid during 2006 totaled \$58,000. \$8,343,000 of the General Fund's fund balance has been designated for unasserted claims.

FRANKLIN COUNTY, OHIO
Notes to the Basic Financial Statements
For the Year Ended December 31, 2006

B. Self-insurance for Health Benefits

The County provides multiple health care benefit plans that cover approximately 4,700 County employees. Approximately 1,300 employees of other political subdivisions are also in the County's insurance program. Coverage is extended to eligible dependents. Costs are allocated to the fund that pays the salary of the enrolled employee. These payments are accounted for as expenditures in the paying funds and as fees and charges for services in the Employee Benefits internal service fund from which the claims are paid. An estimate of amounts to be paid for claims incurred but not reported (IBNR) as of year-end has been developed by the County in conjunction with an actuary, based on appropriate standards of practice promulgated by the Actuarial Standards Board. At December 31, 2006, accounts payable balances included \$3,935,000 of reported, unpaid County claims and \$4,207,000 as an estimate for IBNR. Actual claims experience may differ from the estimate.

The Comprehensive Omnibus Budget Reconciliation Act of 1986 requires the County to offer terminated or retired employees continued participation in the County's employee health care benefits program, provided that the employees pay the rate established by the plan administrator.

C. Workers' Compensation

The County reimburses the Ohio Bureau of Workers' Compensation (the Bureau) for the cost of injured workers' claims. All County agencies participate in the program and make payments for prior and current year claims. Because the plan is retrospectively rated, payments will be made in future periods for injuries sustained during 2006 and prior years. At December 31, 2006, this long-term liability was estimated to be \$7,897,000, a net decrease of \$1,115,000 from the estimate as of December 31, 2005. The County has designated \$9,255,000 of the General Fund's fund balance for these future payments.

D. Summary

When it is probable that a loss has occurred and the amount of the loss can be reasonably estimated, the liability is reported in the fund. The result of the process to estimate the claims liability is not an exact amount as it depends on many complex factors. Accordingly, claims liabilities are reevaluated periodically to consider the effects of inflation, recent claim settlement trends (including frequency and amount of pay-outs) and other economic and social factors. The estimate of the claims liabilities includes amounts for incremental claim adjustment expenses related to specific claims and other claim adjustment expenses regardless of whether allocated to specific claims. Liabilities also include an amount for estimated IBNR claims. Changes in claims liabilities for the various plans during 2005 and 2006 were as follows:

	(Amounts in 000's)			
	General Liability	Health Benefits	Workers' Compensation	Total
Unpaid claims at 01/01/05	\$ -	\$ 4,369	\$ 10,370	\$ 14,739
2005 net change in claims estimate	-	743	-	743
2005 incurred claims & IBNR	49	57,817	1,096	58,962
2005 paid claims	(49)	(55,769)	(2,454)	(58,272)
Unpaid claims at 12/31/05	-	7,160	9,012	16,172
2006 net change in claims estimate	-	-	(688)	(688)
2006 incurred claims & IBNR	58	52,480	1,579	54,117
2006 paid claims	(58)	(51,498)	(2,006)	(53,562)
Unpaid claims at 12/31/06	\$ -	\$ 8,142	\$ 7,897	\$ 16,039

The County analyzes all outstanding and potential claims that have arisen or could arise due to the occurrence of a loss contingency on or before December 31, 2006. Those claims that are judged to have a

FRANKLIN COUNTY, OHIO
Notes to the Basic Financial Statements
For the Year Ended December 31, 2006

high probability of requiring a settlement and for which the amount required to settle the claim is reasonably estimable are shown as liabilities. Those claims for which the liability cannot be reasonably estimated or which are judged not to have a high probability of settlement are not displayed as liabilities on the balance sheet, but are discussed in note 13.

Note 15 – Defined Benefit Retirement Plans

A. Ohio Public Employees Retirement System

The Ohio Public Employees Retirement System (OPERS) administers three separate pension plans. The authority to establish and amend benefits is provided by state statute per ORC Chapter 145. The three plans are described below:

- Traditional Pension (TP) Plan – a cost-sharing, multiple-employer defined benefit pension plan. OPERS provides retirement, disability, survivor and death benefits, and annual cost of living adjustments to TP plan members.
- Member-Directed (MD) Plan – a defined contribution plan in which the member invests both member and employer contributions. Employer contributions vest over five years at 20 percent per year. Members accumulate retirement assets equal to the value of member and vested employer contributions, plus any investment earnings thereon. MD Plan members do not qualify for ancillary benefits.
- Combined (CO) Plan – a cost-sharing, multiple-employer defined benefit pension plan. OPERS invests employer contributions to provide a formula retirement benefit similar in nature to the TP Plan benefit. Member contributions, the investment of which is self-directed by the member, accumulate retirement assets in a manner similar to the MD Plan. OPERS provides retirement, disability, survivor and death benefits, and annual cost of living adjustments to CO Plan members.

Contributions are authorized by state statute. For 2006, member and employer contribution rates were consistent across all three plans. Separate divisions for law enforcement and public safety exist only within the TP Plan. The 2006 contribution rate for members, other than those engaged in law enforcement, was 9.00 percent of their annual covered salary. The law enforcement classification (sheriffs, deputy sheriffs and township police) had an employee contribution rate of 10.10 percent for 2006. The County's employer contribution rate for 2006 was 13.70 percent of covered payroll, except for law enforcement where the rate was 16.93 percent.

The County's required contributions to OPERS for the years ended December 31, 2006, 2005 and 2004 were as follows:

	(Amounts in 000's)		
	2006	2005	2004
Employer share	\$ 34,894	\$ 34,351	\$ 34,480
Employee share, paid by employer	3,024	2,988	3,048
Total contributions	<u>\$ 37,918</u>	<u>\$ 37,339</u>	<u>\$ 37,528</u>

The full amount has been contributed for 2005 and 2004. For 2006, 74.32 percent has been contributed with the remainder reported at December 31, 2006, in the Payroll and Benefit Revolving agency fund. This balance was paid to OPERS in the first quarter of 2007.

FRANKLIN COUNTY, OHIO
Notes to the Basic Financial Statements
For the Year Ended December 31, 2006

OPERS issues a stand-alone financial report. Interested parties may obtain a copy by making a written request to OPERS, 277 E. Town St., Columbus, OH 43215-4642 or by calling 614-222-5601 or 800-222-7377.

B. State Teachers Retirement System of Ohio

The County also contributes to State Teachers Retirement System of Ohio (STRS Ohio), a cost-sharing, multiple-employer public employee retirement system. The authority to establish benefits is provided by ORC Chapter 3307. STRS Ohio provides retirement, disability and survivor benefits. By Ohio law, health care benefits are not guaranteed. STRS Ohio administers three separate pension plans:

- Defined Benefit (DB) Plan – a cost-sharing, multiple-employer defined benefit pension plan. Benefits are increased annually by 3.00 percent of the original base amount for DB participants. The DB Plan offers access to health care coverage to eligible retirees who participated in the plan, and their eligible dependents.
- Defined Contribution (DC) Plan – a defined contribution plan which allows the member to allocate all their member contributions and employer contributions equal to 10.50 percent of earned compensation among various investment choices. Members accumulate retirement assets equal to the value of member and vested employer contributions plus any investment earnings thereon. Employer contributions into members' accounts are vested after the first anniversary of the first day of paid service. Members of the DC Plan do not qualify for ancillary benefits.
- Combined (CO) Plan – a cost-sharing, multiple-employer defined benefit pension plan. The member contributions are allocated by the member, and employer contributions are used to fund a defined benefit payment at a reduced level from the DB Plan. The CO Plan offers access to health care coverage to eligible retirees who participated in the plan, and their eligible dependents.

DC and CO Plan members will transfer to the DB Plan during their fifth year of membership unless they permanently select the DC or CO Plan.

Contribution rates are authorized by state statute and are established by the State Teachers Retirement Board upon recommendation of its consulting actuary, not to exceed statutory maximum rates of 10.00 percent for members and 14.00 percent for employers. Actual contributions during 2006 were made equal to the statutory maximum rates. The County's contributions to STRS Ohio for the years ended December 31, 2006, 2005 and 2004 were approximately \$1,310,000, \$1,314,000, and \$1,266,000, respectively. The full amount has been contributed for 2005 and 2004. For 2006, 97.17 percent has been contributed with the remainder reported at December 31, 2006, in the Payroll and Benefit Revolving agency fund. This balance was paid to STRS Ohio in the first quarter of 2007.

STRS Ohio issues a stand-alone financial report. A copy can be obtained by writing to STRS Ohio, 275 E. Broad St., Columbus, OH 43215-3771 or by visiting the STRS Ohio Website at www.strsoh.org.

Note 16 – Postemployment Benefits

A. Ohio Public Employees Retirement System

OPERS administers three separate pension plans (see note 15.A.). OPERS provides retirement, disability, survivor and postretirement health care benefits to qualifying members of both the Traditional Pension and the Combined Plans. However, health care benefits are not statutorily guaranteed. Members of the Member-Directed Plan do not qualify for ancillary benefits, including postemployment health care coverage.

FRANKLIN COUNTY, OHIO
Notes to the Basic Financial Statements
For the Year Ended December 31, 2006

In order to qualify for post-retirement health care coverage, age and service retirees under the Traditional Pension and Combined Plans must have ten or more years of qualifying Ohio service credit. Health care coverage for disability benefit recipients and qualified survivor benefit recipients is available. The health care coverage provided by OPERS meets the definition of an Other Postemployment Benefit (OPEB) as described in GASB Statement No. 12.

A portion of each employer's contribution to OPERS is set aside for the funding of postretirement health care based on authority granted by state statute. During 2006, the portion of employer contributions, for all employers, allocated to health care was 4.50 percent.

The OPEB is advance-funded on an actuarially determined basis. The present value is calculated using the individual entry-age actuarial cost method. The difference between assumed and actual experience (actuarial gains and losses) becomes part of the unfunded actuarial accrued liability. Based on OPERS's latest actuarial review, performed as of December 31, 2005 (the latest information available), significant actuarial assumptions include a rate of return on investments of 6.50 percent, active employee base payroll increases of 4.00 percent compounded annually and an increase of between 0.50 percent to 6.30 percent based on additional annual pay increases, with no change in the number of active employees. Health care costs were assumed to increase at the projected wage inflation rate plus an additional factor ranging from 0.50 percent to 6.00 percent for the next nine years, and at 4.00 percent annually thereafter. For actuarial valuation of the investment portfolio, a smoothed market approach is used. Under this approach, assets are adjusted annually to reflect 25 percent of unrealized market appreciation or depreciation on investment assets, not to exceed a 12 percent corridor.

The number of active contributing participants in the Traditional Pension and Combined Plans totaled 369,214 at December 31, 2006. The number of active contributing participants for both plans used in the December 31, 2005, actuarial valuation was 358,804. The County's actual contributions for 2006, that were used to fund OPEB, were approximately \$12,136,000. The actual contribution and actuarially required contribution amounts were the same. \$11.1 billion represents the actuarial value of OPERS' net assets available for OPEB at December 31, 2005. The actuarially accrued liability and the unfunded actuarial accrued liability, based on the actuarial cost method used, were \$31.3 billion and \$20.2 billion, respectively.

The Health Care Preservation Plan adopted by the OPERS Retirement Board on September 9, 2004, is effective on January 1, 2007. OPERS took additional actions to improve the solvency of the Health Care Fund in 2005 by creating a separate investment pool for health care assets. Member and employer contribution rates increased as of January 1, 2006, and January 1, 2007, which will allow additional funds to be allocated to the health care plan.

B. State Teachers Retirement System of Ohio

STRS Ohio provides access to health care coverage to retirees who participated in the Defined Benefit or the Combined Plans, and their dependents. Coverage under the current program includes hospitalization, physician fees, prescription drugs and partial reimbursement of monthly Medicare Part B premiums. Pursuant to the ORC, the State Teachers Retirement Board has discretionary authority over how much, if any, of the associated health care costs will be absorbed by STRS Ohio. All benefit recipients pay a portion of the health care cost in the form of a monthly premium.

Health care coverage is not statutorily guaranteed. By Ohio law, the cost of coverage paid from STRS Ohio funds shall be included in the employer contribution rate, currently 14.00 percent of covered payroll. The Retirement Board allocates employer contributions to the Health Care Stabilization Fund from which health care benefits are paid. For the fiscal year ended June 30, 2006, the Board allocated employer contributions equal to 1.00 percent of covered payroll to the Health Care Stabilization Fund. For the County, this amount totaled approximately \$94,000 during 2006. The balance in the Health Care

FRANKLIN COUNTY, OHIO
Notes to the Basic Financial Statements
For the Year Ended December 31, 2006

Stabilization Fund was \$3.5 billion at June 30, 2006. For the fiscal year ended June 30, 2006, net health care costs paid by STRS Ohio were \$282,743,000. There were 119,184 eligible benefit recipients.

Note 17 – Conduit Debt Obligations

From time to time, the County has issued Hospital, Housing and Industrial Revenue Bonds to provide financial assistance to private sector entities for the acquisition and construction of facilities deemed to be in the public interest. The bonds are secured by the financed property and are payable solely from payments received on the underlying mortgage loans. Upon repayment of the bonds, ownership of the facility transfers to the private-sector entity served by the bond issuance. The County is not obligated in any manner for repayment of the bonds. Accordingly, the bonds are not reported as liabilities in the accompanying financial statements.

As of December 31, 2006, there were 175 series of bonds outstanding. The aggregate principal amount payable for 164 of these series was \$2.5 billion. The aggregate principal amount payable for 11 series issued prior to January 1, 1994, could not be determined; however, the original issue amounts totaled \$34,635,000.

Note 18 – Component Units

Three discretely presented component units are included within the reporting entity of the County. Condensed financial statements follow:

Condensed Statement of Net Assets				
(Amounts in 000's)				
	ARC Industries	Veterans Memorial Hall	Stadium and Team	Total
Assets:				
Current and other assets	\$ 7,028	\$ 414	\$ 5,553	\$ 12,995
Due from primary government	328	-	-	328
Capital assets, net	380	214	1,779	2,373
Total assets	7,736	628	7,332	15,696
Liabilities:				
Current and other liabilities	491	319	2,934	3,744
Advance from primary government	-	50	-	50
Long-term liabilities	-	241	16	257
Total liabilities	491	610	2,950	4,051
Net assets:				
Invested in capital assets, net of related debt	380	214	1,779	2,373
Restricted for other purposes	117	-	-	117
Unrestricted	6,748	(196)	2,603	9,155
Total net assets	\$ 7,245	\$ 18	\$ 4,382	\$ 11,645

FRANKLIN COUNTY, OHIO
Notes to the Basic Financial Statements
For the Year Ended December 31, 2006

Condensed Statement of Activities				
(Amounts in 000's)				
	ARC Industries	Veterans Memorial Hall	Stadium and Team	Total
Expenses:	\$ 7,557	\$ 2,353	\$ 4,758	\$ 14,668
Program revenues:				
Charges for services	6,471	1,954	4,059	12,484
Operating grants and contributions	1,134	408	-	1,542
	<u>7,605</u>	<u>2,362</u>	<u>4,059</u>	<u>14,026</u>
Net program revenue (expense)	48	9	(699)	(642)
Other general revenues	347	1	277	625
Change in net assets	395	10	(422)	(17)
Net assets – beginning (restated)	6,850	8	4,804	11,662
Net assets – ending	<u>\$ 7,245</u>	<u>\$ 18</u>	<u>\$ 4,382</u>	<u>\$ 11,645</u>

Note 19 – Joint Ventures

Franklin County and the City of Columbus (the City) participate in the following four joint ventures.

Columbus Regional Airport Authority (CRAA) Through an agreement effective January 1, 2003, the operations of the Columbus Municipal Airport Authority, created by the City in 1990, and the Rickenbacker Port Authority, created by the County in 1979, were united. The new entity was titled the Columbus Regional Airport Authority, an independent special purpose political subdivision. The County agreed to contribute \$4,338,300 per year for ten years to facilitate the consolidated operations. The annual contribution was provided in 2006. Complete financial statements can be obtained from the Columbus Regional Airport Authority, 4800 International Gateway, Columbus, Ohio 43219.

Columbus/Franklin County Affordable Housing Trust Corporation (AHT) The AHT is a nonprofit corporation created on August 31, 2000 to promote home ownership and affordable rental housing opportunities in the County and City. The AHT Board is appointed jointly by the Franklin County Board of Commissioners and the Mayor of the City of Columbus, and receives annual support from the County and City, including \$3,000,000 from the County in 2006. AHT will continue to receive annual funding from the County as long as the current agreement continues. Complete financial statements may be obtained from AHT at 1260 East Broad Street, Columbus, Ohio 43205.

Franklin Park Conservatory Joint Recreation District (Conservatory District) The Conservatory District was created in 1990 pursuant to the authority contained in Section 755.14 (B) of the Ohio Revised Code, and is dedicated to the promotion of environmental appreciation and ecological awareness. There is an ongoing financial responsibility on the part of the County and the City, whereby both the County and the City provide annual operating subsidies. The County provided \$400,000 in 2006. Complete financial statements can be obtained from Franklin Park Conservatory Joint Recreation District, 1777 East Broad Street, Columbus, Ohio 43203.

Columbus-Franklin County Finance Port Authority (Finance Authority) The Finance Authority was created in 2006 pursuant to the authority contained in Sections 4582.21 through 4582.59 of the Ohio Revised Code, to serve economic development needs. The County and City have committed to provide subsidies to the Finance Authority. The County provided \$1,400,000 to the Finance Authority in 2006, and has agreed to provide an annual operating subsidy for four more years of \$150,000. An audit of the Finance Authority will be performed from the date of its inception through December 31, 2007. Unaudited financial statements for the Finance Authority may be obtained from The Columbus-Franklin County Finance Authority, 37 North High Street, Columbus, Ohio 43215.

FRANKLIN COUNTY, OHIO
Notes to the Basic Financial Statements
For the Year Ended December 31, 2006

A summary of the financial position for the CRAA, AHT, and the Conservatory District follows:

Condensed Statement of Net Assets			
(Amounts in 000's)			
	CRAA	AHT	Conservatory District
Assets:			
Cash, cash equivalents, and investments in segregated accounts	\$ 53,628	\$ 3,207	\$ 503
Other assets	95,666	12,047	5,107
Capital assets, net of accumulated depreciation	513,115	21	9,001
Total assets	<u>662,409</u>	<u>15,275</u>	<u>14,611</u>
Liabilities:			
Current liabilities	37,561	130	2,059
Noncurrent liabilities	122,354	29	1,428
Total liabilities	<u>159,915</u>	<u>159</u>	<u>3,487</u>
Net assets:			
Invested in capital assets	395,388	21	7,622
Restricted for other purposes	64,721	13,715	4,538
Unrestricted	42,385	1,380	(1,036)
Total net assets	<u>\$ 502,494</u>	<u>\$ 15,116</u>	<u>\$ 11,124</u>

Note 20 – Related Organizations and Other Agreements

Housing of City Prisoners Under the terms of an agreement between the County and the City, the County provides housing and medical treatment to persons incarcerated under City ordinances. For this service, the City has agreed to pay its proportionate share of the jail's costs. During 2006, the General Fund realized revenue of \$7,926,752 under this agreement.

Central Ohio Workforce Investment Corporation The Franklin County Department of Job and Family Services (FCDJFS) provides workforce development services for the Central Ohio Workforce Investment Corporation (COWIC) established pursuant to the Workforce Investment Act of 1998. A board of directors separate from FCDJFS heads the COWIC.

Columbus Metropolitan Library The Commissioners are responsible for a majority of the board appointments for the Columbus Metropolitan Library. The County has no further accountability or oversight for the library's operation.

Columbus Metropolitan Housing Authority The County and the City jointly formed the Columbus Metropolitan Housing Authority (CMHA). CMHA is a separate body from the City and the County, with no oversight or accountability by the County for CMHA's management or operations.

Columbus and Franklin County Metropolitan Park District The Columbus and Franklin County Metropolitan Park District (Metro Parks) was organized under ORC Chapter 1545. Metro Parks is a separate political subdivision and is governed by a three-member Board of Park Commissioners, appointed in a non-authoritative manner by the Franklin County Probate Judge. The Board of Park Commissioners adopts the annual budget. Metro Parks' operations are autonomous.

Franklin County Family and Children First Council The operation of the Franklin County Family and Children First Council is controlled by an oversight committee. The chair of the County Commissioners serves on the committee. The Franklin County Educational Service Center is the administrative and fiscal agent for the Council's General Fund monies.

FRANKLIN COUNTY, OHIO
Notes to the Basic Financial Statements
For the Year Ended December 31, 2006

Franklin County Convention Facilities Authority The Commissioners appoint a majority of the board members of the Franklin County Convention Facilities Authority (CFA) but have no further accountability for it. The CFA is a separate and distinct legal entity. Neither the County nor the City is responsible for the operation of CFA or of the Greater Columbus Convention Center (Convention Center).

The CFA issued lease revenue bonds in 1990 to finance the construction of the Convention Center. Several bond issues have been completed since that date through which tax and lease revenue anticipation bonds were used to refund and refinance portions of the original and subsequent issues and to fund an expansion of the facility in 1997. The total amount of these revenue bonds outstanding at December 31, 2006, was \$140.9 million net of premiums and discounts of \$3.8 million, or a gross amount of \$144.7 million.

The bond issues and the facility were made possible through a lease/sub-lease agreement whereby the County and the City lease the facility from CFA and concurrently sub-lease it back to CFA. The lease rent charged by CFA equals the annual debt service amount, with each party paying an amount equal to one half the amount of the debt service on the revenue bonds. The sub-lease rent charged by the County and the City also equals the annual debt service amount, and is expected to be paid from hotel/motel tax revenues. The County, at its discretion and without incurring any penalty or further liability, may cancel the lease by not appropriating funds for the lease payment. The terms of the agreement provide many alternative plans for payment of the debt service in the event that the hotel/motel tax revenues prove insufficient. The County considers it highly unlikely that it will ever be faced with meeting CFA's debt service. The Convention Center Lease special revenue fund records the lease and sub-lease payments made and received by the County.

New Albany Community Authority District Board of Trustees The Commissioners are responsible for a majority of the board appointments for the New Albany Community Authority District Board of Trustees. The County has no further accountability for this organization.

Pinnacle Community Infrastructure Financing Authority Board of Trustees The Commissioners are responsible for a majority of the board appointments for the Pinnacle Community Infrastructure Financing Authority Board of Trustees. The County has no further accountability for this organization.

Central Ohio Community Improvement Corporation The Commissioners are responsible for the appointments of two of the seven trustees for the Central Ohio Community Improvement Corporation. In addition, the Treasurer makes one appointment. The County has no further accountability for this organization.

Note 21 – Fund Reclassifications and Restatements

Fund reclassification During calendar year 2006, it was determined that the activities of the CBCF special revenue funds should be reclassified as an agency fund.

Restatements It was determined that some asset and liability balances as previously reported within the governmental activities funds were misstated, primarily from overstating revenue from charges for services over a period of seven years. Likewise, there were corrections to the amounts reported by component units.

FRANKLIN COUNTY, OHIO
Notes to the Basic Financial Statements
For the Year Ended December 31, 2006

The effect of the reclassification and restatements in the government-wide financial statements are summarized below:

	(Amounts in 000's)	
	Governmental Activities	Component Units
Net assets at 12/31/05, as previously reported	\$ 783,036	\$ 11,811
Impact of fund reclassification	(3,537)	-
Impact of restatement of assets and liabilities	(7,224)	(149)
Net assets at 12/31/05, as restated	<u>\$ 772,275</u>	<u>\$ 11,662</u>

The effects of the reclassification and restatements in the fund financial statements are summarized below:

	(Amounts in 000's)	
	Governmental Funds	
Fund balance at 12/31/05, as previously reported	\$ 372,839	
Impact of fund reclassification		(2,372)
Impact of restatement of assets and liabilities		(7,224)
Fund balance at 12/31/05, as restated	<u>\$ 363,243</u>	

Note 22 – Subsequent Event

On May 29, 2007, the Board of Commissioners authorized the issuance of bonds in the amount of \$120,000,000 for the purpose of providing funds for the construction and related costs of a county courthouse. In addition, the Commissioners authorized \$10,000,000 for the purpose of providing funds for the construction and related costs of an animal shelter, and \$5,000,000 for the purpose of providing funds for the improvement of certain roads and bridges within the County.

**COMBINING AND INDIVIDUAL FUND
STATEMENTS AND SCHEDULES**

NONMAJOR GOVERNMENTAL FUNDS

NONMAJOR SPECIAL REVENUE FUNDS

The special revenue funds are used to account for proceeds of specific revenue sources (other than enterprise or major capital projects) that are legally restricted to expenditure for specified purposes. A description of the nonmajor special revenue funds follows:

Motor Vehicle and Gasoline Tax – This fund accounts for revenue derived from taxes on motor vehicle licenses. Expenditures are restricted by state law to road and bridge maintenance and construction.

Senior Services – This fund accounts for the property tax and grants spent for programs and services benefiting senior citizens.

Zoological Park – This fund accounts for the property taxes for the Columbus Zoo.

Child Support Enforcement – This fund accounts for the administration of the collection and distribution of voluntary and court-ordered child support payments.

Homeland Security and Justice Programs – This fund accounts for federal grants related to various homeland security and criminal justice programs.

Real Estate Assessment – This fund accounts for activities related to the appraisal of real property for tax purposes, and periodic county-wide revaluation. Funding is provided through charges to the various political subdivisions during the distribution of their property tax revenue.

Additional special revenue funds are listed below:

- Convention Center Lease
- Certificate of Title Administration
- Emergency Management Agency
- Dog and Kennel
- Domestic and Juvenile Court Grants
- Community and Economic Development
- Adult Probation and Community Corrections
- Wireless Enhanced 9-1-1
- Other Special Revenue Funds

NONMAJOR DEBT SERVICE FUND

The Debt Service fund is used to account for the accumulation of governmental resources and payment of principal and interest on general obligation debt.

NONMAJOR CAPITAL PROJECTS FUNDS

The capital projects funds are used to account for the financial resources used for the acquisition, construction or renovation of facilities (other than those financed by the proprietary funds). Following are descriptions of the nonmajor capital project funds:

Stadium Construction – This fund accounts for land acquisition and construction of a new stadium.

Road Projects – This fund accounts for construction costs associated with improving certain intersections and roads in the County which are financed by general obligation bonds.

New Building Construction – This fund accounts for land acquisition and construction of a new court building.

Other Capital Projects – This fund accounts for miscellaneous capital projects.

FRANKLIN COUNTY, OHIO

Combining Balance Sheet
 Nonmajor Governmental Funds
 December 31, 2006
 (Amounts in the 000's)

	Nonmajor Special Revenue Funds	Nonmajor Debt Service Fund	Nonmajor Capital Projects Funds	Total
Assets:				
Equity with County Treasurer	\$ 81,095	\$ 672	\$ 22,921	\$ 104,688
Cash and investments in segregated accounts	2,141	-	-	2,141
Accounts receivable	638	-	-	638
Accrued interest receivable	3	-	-	3
Due from other governments	21,174	-	-	21,174
Due from other funds	468	-	-	468
Property taxes receivable, net	37,250	-	-	37,250
Loans receivable, net	3,580	-	-	3,580
Notes receivable	-	13,250	-	13,250
Leases receivable	-	2,957	-	2,957
Inventories	1,586	-	-	1,586
Total assets	\$ 147,935	\$ 16,879	\$ 22,921	\$ 187,735
Liabilities and Fund Balances:				
Liabilities:				
Accrued wages	\$ 2,353	\$ -	\$ -	\$ 2,353
Accounts payable	6,806	-	-	6,806
Matured bonds and interest payable	-	631	-	631
Due to other funds	373	-	32,216	32,589
Deferred revenue	14,064	2,957	-	17,021
Unearned revenue	43,043	-	-	43,043
Advances from other funds	1,761	-	-	1,761
Total liabilities	68,400	3,588	32,216	104,204
Fund balances:				
Reserved for notes receivable	-	13,250	-	13,250
Reserved for inventories	1,586	-	-	1,586
Unreserved, reported in:				
Special revenue funds	77,949	-	-	77,949
Debt service fund	-	41	-	41
Capital projects funds	-	-	(9,295)	(9,295)
Total fund balances	79,535	13,291	(9,295)	83,531
Total liabilities and fund balances	\$ 147,935	\$ 16,879	\$ 22,921	\$ 187,735

FRANKLIN COUNTY, OHIO

Combining Balance Sheet
 Nonmajor Special Revenue Funds
 December 31, 2006
 (Amounts in the 000's)

	Motor Vehicle and Gasoline Tax	Senior Services	Zoological Park	Child Support Enforcement
Assets:				
Equity with County Treasurer	\$ 6,027	\$ 11,528	\$ 1,060	\$ 1,940
Cash and investments in segregated accounts	-	-	-	-
Accounts receivable	1	113	-	-
Accrued interest receivable	-	-	-	-
Due from other governments	15,927	935	919	-
Due from other funds	175	92	-	-
Property taxes receivable, net	-	18,940	18,310	-
Loans receivable, net	-	-	-	-
Inventories	1,444	1	-	18
Total assets	\$ 23,574	\$ 31,609	\$ 20,289	\$ 1,958
Liabilities:				
Accrued wages	\$ 651	\$ 201	\$ -	\$ 563
Accounts payable	1,046	1,492	504	39
Due to other funds	9	5	-	169
Deferred revenue	9,793	1,653	1,589	-
Unearned revenue	-	18,794	18,196	1,187
Advances from other funds	-	-	-	-
Total liabilities	11,499	22,145	20,289	1,958
Fund balances:				
Reserved for inventories	1,444	1	-	18
Unreserved	10,631	9,463	-	(18)
Total fund balances	12,075	9,464	-	-
Total liabilities and fund balances	\$ 23,574	\$ 31,609	\$ 20,289	\$ 1,958

(Continued on next page)

FRANKLIN COUNTY, OHIO
Combining Balance Sheet
Nonmajor Special Revenue Funds (Continued)
December 31, 2006
(Amounts in the 000's)

	Homeland Security and Justice Programs	Real Estate Assessment	Convention Center Lease
Assets:			
Equity with County Treasurer	\$ 2,759	\$ 14,536	\$ -
Cash and investments in segregated accounts	-	-	-
Accounts receivable	-	-	-
Accrued interest receivable	-	-	-
Due from other governments	1,112	-	-
Due from other funds	-	-	-
Property taxes receivable, net	-	-	-
Loans receivable, net	-	-	-
Inventories	-	18	-
Total assets	\$ 3,871	\$ 14,554	\$ -
Liabilities:			
Accrued wages	\$ 17	\$ 248	\$ -
Accounts payable	1,517	160	-
Due to other funds	137	8	-
Deferred revenue	56	-	-
Unearned revenue	1,064	-	-
Advances from other funds	1,438	-	-
Total liabilities	4,229	416	-
Fund balances:			
Reserved for inventories	-	18	-
Unreserved	(358)	14,120	-
Total fund balances	(358)	14,138	-
Total liabilities and fund balances	\$ 3,871	\$ 14,554	\$ -

(Continued on next page)

FRANKLIN COUNTY, OHIO
Combining Balance Sheet
Nonmajor Special Revenue Funds (Continued)
December 31, 2006
(Amounts in the 000's)

	Certificate of Title Administration	Emergency Management Agency	Dog and Kennel
Assets:			
Equity with County Treasurer	\$ 3,580	\$ 991	\$ 726
Cash and investments in segregated accounts	4	-	-
Accounts receivable	360	-	-
Accrued interest receivable	-	-	-
Due from other governments	-	641	12
Due from other funds	20	-	-
Property taxes receivable, net	-	-	-
Loans receivable, net	-	-	-
Inventories	23	4	45
Total assets	\$ 3,987	\$ 1,636	\$ 783
Liabilities:			
Accrued wages	\$ 159	\$ 26	\$ 112
Accounts payable	13	920	205
Due to other funds	2	2	38
Deferred revenue	-	-	-
Unearned revenue	-	-	-
Advances from other funds	-	-	-
Total liabilities	174	948	355
Fund balances:			
Reserved for inventories	23	4	45
Unreserved	3,790	684	383
Total fund balances	3,813	688	428
Total liabilities and fund balances	\$ 3,987	\$ 1,636	\$ 783

(Continued on next page)

FRANKLIN COUNTY, OHIO
Combining Balance Sheet
Nonmajor Special Revenue Funds (Continued)
December 31, 2006
(Amounts in the 000's)

	<u>Domestic and Juvenile Court Grants</u>	<u>Community and Economic Development</u>	<u>Adult Probation and Community Corrections</u>
Assets:			
Equity with County Treasurer	\$ 8,612	\$ 953	\$ 909
Cash and investments in segregated accounts	-	-	-
Accounts receivable	-	34	12
Accrued interest receivable	-	-	-
Due from other governments	421	388	-
Due from other funds	23	-	-
Property taxes receivable, net	-	-	-
Loans receivable, net	-	3,580	-
Inventories	-	-	-
Total assets	<u>\$ 9,056</u>	<u>\$ 4,955</u>	<u>\$ 921</u>
Liabilities:			
Accrued wages	\$ 103	\$ 11	\$ 66
Accounts payable	156	377	6
Due to other funds	-	-	1
Deferred revenue	221	367	-
Unearned revenue	222	3,580	-
Advances from other funds	58	-	-
Total liabilities	<u>760</u>	<u>4,335</u>	<u>73</u>
Fund balances:			
Reserved for inventories	-	-	-
Unreserved	8,296	620	848
Total fund balances	<u>8,296</u>	<u>620</u>	<u>848</u>
Total liabilities and fund balances	<u>\$ 9,056</u>	<u>\$ 4,955</u>	<u>\$ 921</u>

(Continued on next page)

FRANKLIN COUNTY, OHIO
Combining Balance Sheet
Nonmajor Special Revenue Funds (Continued)
December 31, 2006
(Amounts in the 000's)

	Wireless Enhanced 9-1-1	Other Special Revenue	Total
Assets:			
Equity with County Treasurer	\$ 2,864	\$ 24,610	\$ 81,095
Cash and investments in segregated accounts	-	2,137	2,141
Accounts receivable	-	118	638
Accrued interest receivable	-	3	3
Due from other governments	819	-	21,174
Due from other funds	-	158	468
Property taxes receivable, net	-	-	37,250
Loans receivable, net	-	-	3,580
Inventories	-	33	1,586
Total assets	\$ 3,683	\$ 27,059	\$ 147,935
Liabilities:			
Accrued wages	\$ -	\$ 196	\$ 2,353
Accounts payable	-	371	6,806
Contracts payable	-	-	-
Due to other funds	-	2	373
Deferred revenue	266	119	14,064
Unearned revenue	-	-	43,043
Amounts held and due to others	-	-	-
Advances from other funds	-	265	1,761
Total liabilities	266	953	68,400
Fund balances:			
Reserved for inventories	-	33	1,586
Unreserved	3,417	26,073	77,949
Total fund balances	3,417	26,106	79,535
Total liabilities and fund balances	\$ 3,683	\$ 27,059	\$ 147,935

FRANKLIN COUNTY, OHIO

Combining Balance Sheet
 Nonmajor Capital Projects Funds
 December 31, 2006
 (Amounts in the 000's)

	<u>Stadium Construction</u>	<u>Road Projects</u>	<u>New Building Construction</u>	<u>Other Capital Projects</u>	<u>Total</u>
Assets:					
Equity with County Treasurer	\$ 5,885	\$ 940	\$ 13,467	\$ 2,629	\$ 22,921
Total assets	<u>5,885</u>	<u>940</u>	<u>13,467</u>	<u>2,629</u>	<u>22,921</u>
Liabilities:					
Due to other funds	\$ 20,182	\$ -	\$ 12,000	\$ 34	\$ 32,216
Total liabilities	<u>20,182</u>	<u>-</u>	<u>12,000</u>	<u>34</u>	<u>32,216</u>
Fund balances:					
Unreserved	(14,297)	940	1,467	2,595	(9,295)
Total fund balances	<u>(14,297)</u>	<u>940</u>	<u>1,467</u>	<u>2,595</u>	<u>(9,295)</u>
Total liabilities and fund balances	<u>\$ 5,885</u>	<u>\$ 940</u>	<u>\$ 13,467</u>	<u>\$ 2,629</u>	<u>\$ 22,921</u>

FRANKLIN COUNTY, OHIO

Combining Statement of Revenues, Expenditures and Changes in Fund Balances

Nonmajor Governmental Funds

Year Ended December 31, 2006

(Amounts in 000's)

	Nonmajor Special Revenue Funds	Nonmajor Debt Service Fund	Nonmajor Capital Projects Funds	Total
Revenues:				
Real and other taxes	\$ 36,177	\$ -	\$ -	\$ 36,177
Licenses and permits	1,420	-	-	1,420
Fees and charges for services	24,964	-	-	24,964
Fines and forfeitures	2,028	-	-	2,028
Intergovernmental	81,012	-	-	81,012
Investment income	567	-	110	677
Other	9,005	1,990	2,000	12,995
Total revenues	155,173	1,990	2,110	159,273
Expenditures:				
Current:				
General government	22,471	-	-	22,471
Judicial	2,904	-	-	2,904
Public safety	14,434	-	-	14,434
Human services	39,107	-	-	39,107
Public works	39,589	-	-	39,589
Conservation and recreation	19,660	-	-	19,660
Community development	1,298	-	-	1,298
Capital outlays	-	-	19,620	19,620
Debt service:				
Principal retirement	823	8,685	-	9,508
Interest charges	-	6,308	682	6,990
Intergovernmental grants	10,247	-	-	10,247
Total expenditures	150,533	14,993	20,302	185,828
Excess (deficiency) of revenues over (under) expenditures	4,640	(13,003)	(18,192)	(26,555)
Other financing sources (uses):				
Transfers in	5,644	11,314	2,624	19,582
Transfers out	(3,154)	-	-	(3,154)
Proceeds of notes	1,300	-	-	1,300
Sale of capital assets	359	-	-	359
Total other financing sources (uses)	4,149	11,314	2,624	18,087
Net change in fund balances	8,789	(1,689)	(15,568)	(8,468)
Fund balances - beginning (restated)	70,746	14,980	6,273	91,999
Fund balances - ending	\$ 79,535	\$ 13,291	\$ (9,295)	\$ 83,531

FRANKLIN COUNTY, OHIO

Combining Statement of Revenues, Expenditures and Changes in Fund Balances
 Nonmajor Special Revenue Funds
 Year Ended December 31, 2006
 (Amounts in 000's)

	Motor Vehicle and Gasoline Tax	Senior Services	Zoological Park	Child Support Enforcement
Revenues:				
Real and other taxes	\$ -	\$ 18,374	\$ 17,803	\$ -
Licenses and permits	14	-	-	-
Fees and charges for services	242	708	-	3,115
Fines and forfeitures	559	-	-	-
Intergovernmental	40,591	2,413	2,087	12,089
Investment income	274	-	-	-
Other	358	70	-	816
Total revenues	42,038	21,565	19,890	16,020
Expenditures:				
Current:				
General government	-	-	-	-
Judicial	-	-	-	-
Public safety	-	-	-	-
Human services	-	21,781	-	16,307
Public works	38,971	-	-	-
Conservation and recreation	-	-	19,660	-
Community development	-	-	-	-
Debt service:				
Principal retirement	823	-	-	-
Intergovernmental grants	-	154	-	-
Total expenditures	39,794	21,935	19,660	16,307
Excess (deficiency) of revenues over (under) expenditures	2,244	(370)	230	(287)
Other financing sources (uses):				
Transfers in	-	1,147	-	126
Transfers out	(645)	(834)	(230)	-
Proceeds of notes	1,300	-	-	-
Sale of capital assets	359	-	-	-
Total other financing sources (uses)	1,014	313	(230)	126
Net change in fund balances	3,258	(57)	-	(161)
Fund balances - beginning (restated)	8,817	9,521	-	161
Fund balances - ending	\$ 12,075	\$ 9,464	\$ -	\$ -

(Continued on next page)

FRANKLIN COUNTY, OHIO

Combining Statement of Revenues, Expenditures and Changes in Fund Balances
 Nonmajor Special Revenue Funds (Continued)
 Year Ended December 31, 2006
 (Amounts in 000's)

	<u>Homeland Security and Justice Programs</u>	<u>Real Estate Assessment</u>	<u>Convention Center Lease</u>
Revenues:			
Real and other taxes	\$ -	\$ -	\$ -
Licenses and permits	-	-	-
Fees and charges for services	-	6,709	-
Fines and forfeitures	-	-	-
Intergovernmental	8,302	-	-
Investment income	58	-	-
Other	46	53	6,399
Total revenues	<u>8,406</u>	<u>6,762</u>	<u>6,399</u>
Expenditures:			
Current:			
General government	-	8,269	6,399
Judicial	-	-	-
Public safety	1,097	-	-
Human services	-	-	-
Public works	-	-	-
Conservation and recreation	-	-	-
Community development	-	-	-
Debt service:			
Principal retirement	-	-	-
Intergovernmental grants	5,351	-	-
Total expenditures	<u>6,448</u>	<u>8,269</u>	<u>6,399</u>
Excess (deficiency) of revenues over (under) expenditures	<u>1,958</u>	<u>(1,507)</u>	<u>-</u>
Other financing sources (uses):			
Transfers in	187	-	-
Transfers out	(830)	-	-
Proceeds of notes	-	-	-
Sale of capital assets	-	-	-
Total other financing sources (uses)	<u>(643)</u>	<u>-</u>	<u>-</u>
Net change in fund balances	1,315	(1,507)	-
Fund balances - beginning (restated)	(1,673)	15,645	-
Fund balances - ending	<u>\$ (358)</u>	<u>\$ 14,138</u>	<u>\$ -</u>

(Continued on next page)

FRANKLIN COUNTY, OHIO

Combining Statement of Revenues, Expenditures and Changes in Fund Balances
 Nonmajor Special Revenue Funds (Continued)
 Year Ended December 31, 2006
 (Amounts in 000's)

	Certificate of Title Administration	Emergency Management Agency	Dog and Kennel
Revenues:			
Real and other taxes	\$ -	\$ -	\$ -
Licenses and permits	-	-	1,359
Fees and charges for services	4,340	675	367
Fines and forfeitures	-	-	237
Intergovernmental	-	3,610	49
Investment income	-	-	-
Other	3	1	176
Total revenues	4,343	4,286	2,188
Expenditures:			
Current:			
General government	4,350	-	-
Judicial	-	-	-
Public safety	-	1,518	4,153
Human services	-	-	-
Public works	-	-	-
Conservation and recreation	-	-	-
Community development	-	-	-
Debt service:			
Principal retirement	-	-	-
Intergovernmental grants	-	2,833	-
Total expenditures	4,350	4,351	4,153
Excess (deficiency) of revenues over (under) expenditures	(7)	(65)	(1,965)
Other financing sources (uses):			
Transfers in	-	-	2,346
Transfers out	-	-	-
Proceeds of notes	-	-	-
Sale of capital assets	-	-	-
Total other financing sources (uses)	-	-	2,346
Net change in fund balances	(7)	(65)	381
Fund balances - beginning (restated)	3,820	753	47
Fund balances - ending	\$ 3,813	\$ 688	\$ 428

(Continued on next page)

FRANKLIN COUNTY, OHIO

Combining Statement of Revenues, Expenditures and Changes in Fund Balances
 Nonmajor Special Revenue Funds (Continued)
 Year Ended December 31, 2006
 (Amounts in 000's)

	Domestic and Juvenile Court Grants	Community and Economic Development	Adult Probation and Community Corrections
Revenues:			
Real and other taxes	\$ -	\$ -	\$ -
Licenses and permits	-	-	-
Fees and charges for services	-	258	134
Fines and forfeitures	-	-	-
Intergovernmental	2,790	2,740	1,467
Investment income	-	-	-
Other	5	-	6
Total revenues	2,795	2,998	1,607
Expenditures:			
Current:			
General government	-	-	-
Judicial	46	-	-
Public safety	2,864	-	1,509
Human services	131	-	-
Public works	-	-	-
Conservation and recreation	-	-	-
Community development	-	1,210	-
Debt service:			
Principal retirement	-	-	-
Intergovernmental grants	-	1,501	-
Total expenditures	3,041	2,711	1,509
Excess (deficiency) of revenues over (under) expenditures	(246)	287	98
Other financing sources (uses):			
Transfers in	-	169	-
Transfers out	-	-	(2)
Proceeds of notes	-	-	-
Sale of capital assets	-	-	-
Total other financing sources (uses)	-	169	(2)
Net change in fund balances	(246)	456	96
Fund balances - beginning (restated)	8,542	164	752
Fund balances - ending	\$ 8,296	\$ 620	\$ 848

(Continued on next page)

FRANKLIN COUNTY, OHIO

Combining Statement of Revenues, Expenditures and Changes in Fund Balances
 Nonmajor Special Revenue Funds (Continued)
 Year Ended December 31, 2006
 (Amounts in 000's)

	<u>Wireless Enhanced 9-1-1</u>	<u>Other Special Revenue</u>	<u>Total</u>
Revenues:			
Real and other taxes	\$ -	\$ -	\$ 36,177
Licenses and permits	-	47	1,420
Fees and charges for services	-	8,416	24,964
Fines and forfeitures	-	1,232	2,028
Intergovernmental	3,673	1,201	81,012
Investment income	-	235	567
Other	-	1,072	9,005
Total revenues	<u>3,673</u>	<u>12,203</u>	<u>155,173</u>
Expenditures:			
Current:			
General government	-	3,453	22,471
Judicial	-	2,858	2,904
Public safety	-	3,293	14,434
Human services	-	888	39,107
Public works	-	618	39,589
Conservation and recreation	-	-	19,660
Community development	-	88	1,298
Debt service:			
Principal retirement	-	-	823
Intergovernmental grants	-	408	10,247
Total expenditures	<u>-</u>	<u>11,606</u>	<u>150,533</u>
Excess (deficiency) of revenues over (under) expenditures	<u>3,673</u>	<u>597</u>	<u>4,640</u>
Other financing sources (uses):			
Transfers in	-	1,669	5,644
Transfers out	(256)	(357)	(3,154)
Proceeds of notes	-	-	1,300
Sale of capital assets	-	-	359
Total other financing sources (uses)	<u>(256)</u>	<u>1,312</u>	<u>4,149</u>
Net change in fund balances	<u>3,417</u>	<u>1,909</u>	<u>8,789</u>
Fund balances - beginning (restated)	-	24,197	70,746
Fund balances - ending	<u>\$ 3,417</u>	<u>\$ 26,106</u>	<u>\$ 79,535</u>

FRANKLIN COUNTY, OHIO

Combining Statement of Revenues, Expenditures and Changes in Fund Balances

Nonmajor Capital Projects Funds

Year Ended December 31, 2006

(Amounts in 000's)

	Stadium Construction	Road Projects	New Building Construction	Other Capital Projects	Total
Revenues:					
Investment income	\$ -	\$ 110	\$ -	\$ -	\$ 110
Other	2,000	-	-	-	2,000
Total revenues	2,000	110	-	-	2,110
Expenditures:					
Capital outlays	15,615	2,949	1,047	9	19,620
Debt service:					
Interest charges	682	-	-	-	682
Total expenditures	16,297	2,949	1,047	9	20,302
Excess (deficiency) of revenues over (under) expenditures	(14,297)	(2,839)	(1,047)	(9)	(18,192)
Other financing sources (uses):					
Transfers in	-	35	-	2,589	2,624
Total other financing sources (uses)	-	35	-	2,589	2,624
Net change in fund balances	(14,297)	(2,804)	(1,047)	2,580	(15,568)
Fund balances - beginning	-	3,744	2,514	15	6,273
Fund balances - ending	\$ (14,297)	\$ 940	\$ 1,467	\$ 2,595	\$ (9,295)

FRANKLIN COUNTY, OHIO
Schedule of Revenues, Expenditures and
Changes in Fund Balance - Budget and Actual
General Fund
Non-GAAP Budgetary Basis
Year Ended December 31, 2006
(Amounts in 000's)

	<u>Budgeted Amounts</u>		<u>Actual Amounts</u>	<u>Variance with Final Budget Positive (Negative)</u>
	<u>Original</u>	<u>Final</u>		
Revenues:				
Sales tax	\$ 170,400	\$ 170,400	\$ 171,946	\$ 1,546
Real and other taxes	33,237	44,942	44,367	(575)
Licenses and permits	687	687	566	(121)
Fees and charges for services	59,187	53,239	51,242	(1,997)
Fines and forfeitures	696	696	750	54
Intergovernmental	36,952	36,999	37,920	921
Investment income	21,010	23,471	29,342	5,871
Other	3,050	3,168	10,715	7,547
Total revenues	325,219	333,602	346,848	13,246
Expenditures:				
Current:				
General government				
Commissioners				
Personal services	7,502	7,020	1,701	5,319
Fringe benefits	3,185	3,123	574	2,549
Materials and services	3,590	3,590	3,056	534
Capital outlays	63	183	128	55
Total commissioners	<u>14,340</u>	<u>13,916</u>	<u>5,459</u>	<u>8,457</u>
Purchasing				
Personal services	535	535	505	30
Fringe benefits	238	238	215	23
Materials and services	1,613	1,613	1,348	265
Capital outlays	91	91	91	-
Total purchasing	<u>2,477</u>	<u>2,477</u>	<u>2,159</u>	<u>318</u>
Public facilities management				
Personal services	7,027	7,128	7,115	13
Fringe benefits	3,474	3,373	3,222	151
Materials and services	13,095	13,095	12,602	493
Capital outlays	121	140	101	39
Total public facilities management	<u>23,717</u>	<u>23,736</u>	<u>23,040</u>	<u>696</u>
Fleet management				
Personal services	298	330	330	-
Fringe benefits	125	166	166	-
Materials and services	1,070	1,070	1,066	4
Capital outlays	80	86	86	-
Total fleet management	<u>1,573</u>	<u>1,652</u>	<u>1,648</u>	<u>4</u>
Human resources				
Personal services	647	647	617	30
Fringe benefits	228	228	228	-
Materials and services	84	84	56	28
Capital outlays	19	19	10	9
Total human resources	<u>978</u>	<u>978</u>	<u>911</u>	<u>67</u>

(Continued on next page)

FRANKLIN COUNTY, OHIO
Schedule of Revenues, Expenditures and
Changes in Fund Balance - Budget and Actual
General Fund (Continued)
Non-GAAP Budgetary Basis
Year Ended December 31, 2006
(Amounts in 000's)

	Budgeted Amounts		Actual Amounts	Variance with Final Budget Positive (Negative)
	Original	Final		
Auditor				
Personal services	\$ 1,392	\$ 1,392	\$ 1,367	\$ 25
Fringe benefits	515	515	500	15
Materials and services	1,053	1,001	960	41
Capital outlays	-	52	45	7
Total auditor	2,960	2,960	2,872	88
Data center				
Personal services	3,494	3,494	3,357	137
Fringe benefits	1,220	1,220	1,143	77
Materials and services	1,998	1,939	1,818	121
Capital outlays	210	269	261	8
Total data center	6,922	6,922	6,579	343
Recorder				
Personal services	1,917	1,939	1,939	-
Fringe benefits	873	873	841	32
Materials and services	225	203	189	14
Total recorder	3,015	3,015	2,969	46
Treasurer				
Personal services	818	818	815	3
Fringe benefits	336	336	306	30
Materials and services	542	542	395	147
Total treasurer	1,696	1,696	1,516	180
Board of elections				
Personal services	2,952	4,193	4,047	146
Fringe benefits	762	945	939	6
Materials and services	3,838	3,501	3,447	54
Grants	20	20	20	-
Capital outlays	-	1,688	1,680	8
Total board of elections	7,572	10,347	10,133	214
Commissioners - risk management				
Materials and services	200	200	58	142
Total general government	65,450	67,899	57,344	10,555
Judicial				
Prosecuting attorney				
Personal services	8,441	8,690	8,620	70
Fringe benefits	2,986	3,030	2,937	93
Materials and services	492	622	610	12
Total prosecuting attorney	11,919	12,342	12,167	175

(Continued on next page)

FRANKLIN COUNTY, OHIO
Schedule of Revenues, Expenditures and
Changes in Fund Balance - Budget and Actual
General Fund (Continued)
Non-GAAP Budgetary Basis
Year Ended December 31, 2006
(Amounts in 000's)

	Budgeted Amounts		Actual Amounts	Variance with Final Budget Positive (Negative)
	Original	Final		
Court of appeals				
Personal services	\$ 705	\$ 688	\$ 687	\$ 1
Fringe benefits	492	486	478	8
Materials and services	250	311	291	20
Total court of appeals	1,447	1,485	1,456	29
Common pleas court				
Personal services	8,080	8,080	7,864	216
Fringe benefits	3,443	3,443	3,159	284
Materials and services	5,815	5,821	4,951	870
Capital outlays	29	37	33	4
Total common pleas court	17,367	17,381	16,007	1,374
Domestic and juvenile court				
Personal services	13,427	12,969	12,776	193
Fringe benefits	5,721	5,601	5,327	274
Materials and services	6,794	7,372	7,044	328
Total domestic and juvenile court	25,942	25,942	25,147	795
Probate court				
Personal services	1,772	1,772	1,724	48
Fringe benefits	738	738	702	36
Materials and services	227	227	217	10
Capital outlays	14	14	13	1
Total probate court	2,751	2,751	2,656	95
Clerk of courts				
Personal services	4,508	4,508	4,416	92
Fringe benefits	2,221	2,221	2,157	64
Materials and services	621	625	521	104
Capital outlays	-	44	44	-
Total clerk of courts	7,350	7,398	7,138	260
Municipal court				
Personal services	571	575	574	1
Fringe benefits	149	145	144	1
Materials and services	598	598	470	128
Total municipal court	1,318	1,318	1,188	130
Public defender				
Personal services	6,473	6,727	6,716	11
Fringe benefits	2,185	2,240	2,237	3
Materials and services	1,294	1,294	1,271	23
Total public defender	9,952	10,261	10,224	37
Total judicial	78,046	78,878	75,983	2,895

(Continued on next page)

FRANKLIN COUNTY, OHIO
Schedule of Revenues, Expenditures and
Changes in Fund Balance - Budget and Actual
General Fund (Continued)
Non-GAAP Budgetary Basis
Year Ended December 31, 2006
(Amounts in 000's)

	<u>Budgeted Amounts</u>		<u>Actual Amounts</u>	<u>Variance with Final Budget Positive (Negative)</u>
	<u>Original</u>	<u>Final</u>		
Public safety				
Coroner				
Personal services	\$ 1,733	\$ 1,792	\$ 1,753	\$ 39
Fringe benefits	541	539	523	16
Materials and services	497	546	536	10
Total coroner	<u>2,771</u>	<u>2,877</u>	<u>2,812</u>	<u>65</u>
Sheriff				
Personal services	47,824	48,747	47,731	1,016
Fringe benefits	18,515	17,510	17,083	427
Materials and services	11,734	12,178	10,825	1,353
Capital outlays	671	1,134	712	422
Contingencies	80	1	-	1
Total sheriff	<u>78,824</u>	<u>79,570</u>	<u>76,351</u>	<u>3,219</u>
Sheriff - rotary				
Personal services	2,524	2,524	1,793	731
Fringe benefits	893	893	642	251
Materials and services	102	102	98	4
Capital outlays	-	38	38	-
Total sheriff - rotary	<u>3,519</u>	<u>3,557</u>	<u>2,571</u>	<u>986</u>
Total public safety	<u>85,114</u>	<u>86,004</u>	<u>81,734</u>	<u>4,270</u>
Human services				
Veterans' service commission				
Personal services	625	632	631	1
Fringe benefits	277	277	264	13
Materials and services	1,006	999	704	295
Grants	1,938	1,938	1,876	62
Total human services	<u>3,846</u>	<u>3,846</u>	<u>3,475</u>	<u>371</u>
Public works				
Engineer				
Personal services	351	351	312	39
Fringe benefits	139	139	118	21
Materials and services	3	3	1	2
Total public works	<u>493</u>	<u>493</u>	<u>431</u>	<u>62</u>
Community development				
Economic development and planning				
Personal services	599	599	468	131
Fringe benefits	229	229	176	53
Materials and services	182	248	221	27
Grants	-	1,550	1,400	150
Capital outlays	7	7	7	-
Total community development	<u>1,017</u>	<u>2,633</u>	<u>2,272</u>	<u>361</u>

(Continued on next page)

FRANKLIN COUNTY, OHIO
Schedule of Revenues, Expenditures and
Changes in Fund Balance - Budget and Actual
General Fund (Continued)
Non-GAAP Budgetary Basis
Year Ended December 31, 2006
(Amounts in 000's)

	<u>Budgeted Amounts</u>		<u>Actual Amounts</u>	<u>Variance with Final Budget Positive (Negative)</u>
	<u>Original</u>	<u>Final</u>		
Other				
Commissioners				
Grants	\$ 7,276	\$ 7,511	\$ 7,294	\$ 217
Contingencies	8,407	6,674	-	6,674
Total other	<u>15,683</u>	<u>14,185</u>	<u>7,294</u>	<u>6,891</u>
Capital outlays:				
Public facilities management - permanent improvement projects				
Materials and supplies	1,156	1,156	582	574
Capital outlays	4,808	4,808	1,424	3,384
Total capital outlays	<u>5,964</u>	<u>5,964</u>	<u>2,006</u>	<u>3,958</u>
Intergovernmental grants:				
Commissioners				
Intergovernmental grants	-	6,077	6,077	-
Total intergovernmental grants	<u>-</u>	<u>6,077</u>	<u>6,077</u>	<u>-</u>
Total expenditures	<u>255,613</u>	<u>265,979</u>	<u>236,616</u>	<u>29,363</u>
 <i>Excess (deficiency) of revenues over (under) expenditures</i>	 <u>69,606</u>	 <u>67,623</u>	 <u>110,232</u>	 <u>42,609</u>
Other financing sources (uses):				
Transfers in	17,258	15,045	1,048	(13,997)
Transfers out	(45,495)	(46,020)	(41,741)	4,279
Proceeds from sale of capital assets	1,880	1,880	76	(1,804)
Total other financing sources (uses)	<u>(26,357)</u>	<u>(29,095)</u>	<u>(40,617)</u>	<u>(11,522)</u>
 <i>Net change in fund balance</i>	 <u>43,249</u>	 <u>38,528</u>	 <u>69,615</u>	 <u>31,087</u>
Fund balance - beginning	62,673	62,673	62,673	-
Fund balance - ending	<u>\$ 105,922</u>	<u>\$ 101,201</u>	<u>\$ 132,288</u>	<u>\$ 31,087</u>

FRANKLIN COUNTY, OHIO
Schedule of Revenues, Expenditures and
Changes in Fund Balance - Budget and Actual
Board of MR&DD Special Revenue Fund
Non-GAAP Budgetary Basis
Year Ended December 31, 2006
(Amounts in 000's)

	<u>Budgeted Amounts</u>		<u>Actual Amounts</u>	<u>Variance with Final Budget Positive (Negative)</u>
	<u>Original</u>	<u>Final</u>		
Revenues:				
Real and other taxes	\$ 131,268	\$ 136,213	\$ 134,463	\$ (1,750)
Fees and charges for services	661	661	9,461	8,800
Intergovernmental	30,699	30,699	49,205	18,506
Other	269	269	1,424	1,155
<i>Total revenues</i>	<u>162,897</u>	<u>167,842</u>	<u>194,553</u>	<u>26,711</u>
Expenditures:				
Current:				
Health				
MR & DD				
Personal services	57,091	57,091	53,056	4,035
Fringe benefits	26,387	26,387	22,939	3,448
Materials and services	88,884	88,884	86,611	2,273
Capital outlays	5,274	5,274	4,799	475
Contingencies	145,654	145,654	11,844	133,810
<i>Total expenditures</i>	<u>323,290</u>	<u>323,290</u>	<u>179,249</u>	<u>144,041</u>
<i>Excess (deficiency) of revenues over (under) expenditures</i>	<u>(160,393)</u>	<u>(155,448)</u>	<u>15,304</u>	<u>170,752</u>
Other financing sources (uses):				
Proceeds from sale of capital assets	-	120	52	(68)
<i>Total other financing sources (uses)</i>	<u>-</u>	<u>120</u>	<u>52</u>	<u>(68)</u>
<i>Net change in fund balance</i>	<u>(160,393)</u>	<u>(155,328)</u>	<u>15,356</u>	<u>170,684</u>
Fund balance - beginning	161,020	161,020	161,020	-
Fund balance - ending	<u>\$ 627</u>	<u>\$ 5,692</u>	<u>\$ 176,376</u>	<u>\$ 170,684</u>

FRANKLIN COUNTY, OHIO
Schedule of Revenues, Expenditures and
Changes in Fund Balance - Budget and Actual
Children Services Board Special Revenue Fund
Non-GAAP Budgetary Basis
Year Ended December 31, 2006
(Amounts in 000's)

	<u>Budgeted Amounts</u>		<u>Actual Amounts</u>	<u>Variance with Final Budget Positive (Negative)</u>
	<u>Original</u>	<u>Final</u>		
Revenues:				
Real and other taxes	\$ 100,114	\$ 105,341	\$ 103,011	\$ (2,330)
Fees and charges for services	1,508	1,508	1,955	447
Intergovernmental	71,114	71,114	69,131	(1,983)
Other	103	103	492	389
<i>Total revenues</i>	<u>172,839</u>	<u>178,066</u>	<u>174,589</u>	<u>(3,477)</u>
Expenditures:				
Current:				
Human Services				
Children services				
Personal services	30,813	30,813	29,219	1,594
Fringe benefits	15,057	15,057	14,045	1,012
Materials and services	121,768	121,768	120,046	1,722
Capital outlays	382	382	279	103
<i>Total expenditures</i>	<u>168,020</u>	<u>168,020</u>	<u>163,589</u>	<u>4,431</u>
<i>Excess (deficiency) of revenues over (under) expenditures</i>	<u>4,819</u>	<u>10,046</u>	<u>11,000</u>	<u>954</u>
Other financing sources (uses):				
Proceeds from sale of capital assets	1	1	6	5
<i>Total other financing sources (uses)</i>	<u>1</u>	<u>1</u>	<u>6</u>	<u>5</u>
<i>Net change in fund balance</i>	<u>4,820</u>	<u>10,047</u>	<u>11,006</u>	<u>959</u>
Fund balance - beginning	34,254	34,254	34,254	-
Fund balance - ending	<u>\$ 39,074</u>	<u>\$ 44,301</u>	<u>\$ 45,260</u>	<u>\$ 959</u>

FRANKLIN COUNTY, OHIO
Schedule of Revenues, Expenditures and
Changes in Fund Balance - Budget and Actual
Public Assistance Special Revenue Fund
Non-GAAP Budgetary Basis
Year Ended December 31, 2006
(Amounts in 000's)

	<u>Budgeted Amounts</u>		<u>Actual Amounts</u>	<u>Variance with Final Budget Positive (Negative)</u>
	<u>Original</u>	<u>Final</u>		
Revenues:				
Intergovernmental	\$ 127,844	\$ 129,977	\$ 128,543	\$ (1,434)
Other	2,413	2,413	2,022	(391)
<i>Total revenues</i>	<u>130,257</u>	<u>132,390</u>	<u>130,565</u>	<u>(1,825)</u>
Expenditures:				
Current				
Human services				
Job and family services				
Personal services	23,451	23,451	21,098	2,353
Fringe benefits	10,578	10,578	9,891	687
Materials and services	102,385	109,166	108,546	620
Capital outlays	189	189	-	189
<i>Total expenditures</i>	<u>136,603</u>	<u>143,384</u>	<u>139,535</u>	<u>3,849</u>
<i>Excess (deficiency) of revenues over (under) expenditures</i>	<u>(6,346)</u>	<u>(10,994)</u>	<u>(8,970)</u>	<u>2,024</u>
Other financing sources (uses):				
Transfers in	8,647	8,647	7,966	(681)
Transfers out	(91)	(315)	-	315
<i>Total other financing sources (uses)</i>	<u>8,556</u>	<u>8,332</u>	<u>7,966</u>	<u>(366)</u>
<i>Net change in fund balance</i>	<u>2,210</u>	<u>(2,662)</u>	<u>(1,004)</u>	<u>1,658</u>
Fund balance - beginning (restated)	4,876	4,876	4,876	-
Fund balance - ending	<u>\$ 7,086</u>	<u>\$ 2,214</u>	<u>\$ 3,872</u>	<u>\$ 1,658</u>

FRANKLIN COUNTY, OHIO
Schedule of Revenues, Expenditures and
Changes in Fund Balance - Budget and Actual
ADAMH Board Special Revenue Fund
Non-GAAP Budgetary Basis
Year Ended December 31, 2006
(Amounts in 000's)

	<u>Budgeted Amounts</u>		<u>Actual Amounts</u>	<u>Variance with Final Budget Positive (Negative)</u>
	<u>Original</u>	<u>Final</u>		
Revenues:				
Real and other taxes	\$ 38,990	\$ 39,384	\$ 38,755	\$ (629)
Intergovernmental	76,877	78,511	77,300	(1,211)
Other	100	100	1,369	1,269
<i>Total revenues</i>	<u>115,967</u>	<u>117,995</u>	<u>117,424</u>	<u>(571)</u>
Expenditures:				
Current:				
Health				
ADAMH Board				
Personal services	3,447	3,447	3,280	167
Fringe benefits	1,337	1,337	1,259	78
Materials and services	117,637	121,801	115,687	6,114
Grants	5	5	5	-
Capital outlays	85	85	27	58
<i>Total expenditures</i>	<u>122,511</u>	<u>126,675</u>	<u>120,258</u>	<u>6,417</u>
<i>Excess (deficiency) of revenues over (under) expenditures</i>	<u>(6,544)</u>	<u>(8,680)</u>	<u>(2,834)</u>	<u>5,846</u>
Other financing sources (uses):				
Transfers out	(48)	(48)	(48)	-
<i>Total other financing sources (uses)</i>	<u>(48)</u>	<u>(48)</u>	<u>(48)</u>	<u>-</u>
<i>Net change in fund balance</i>	<u>(6,592)</u>	<u>(8,728)</u>	<u>(2,882)</u>	<u>5,846</u>
Fund balance - beginning	14,182	14,182	14,182	-
Fund balance - ending	<u>\$ 7,590</u>	<u>\$ 5,454</u>	<u>\$ 11,300</u>	<u>\$ 5,846</u>

FRANKLIN COUNTY, OHIO
Schedule of Revenues, Expenditures and
Changes in Fund Balance - Budget and Actual
Motor Vehicle and Gasoline Tax Special Revenue Fund
Non-GAAP Budgetary Basis
Year Ended December 31, 2006
(Amounts in 000's)

	<u>Final Budget</u>	<u>Actual Amounts</u>	<u>Variance with Final Budget Positive (Negative)</u>
Revenues:			
Licenses and permits	\$ 25	\$ 18	\$ (7)
Fees and charges for services	56	243	187
Fines and forfeitures	600	559	(41)
Intergovernmental	50,475	41,168	(9,307)
Investment income	100	274	174
Other	3,174	435	(2,739)
<i>Total revenues</i>	<u>54,430</u>	<u>42,697</u>	<u>(11,733)</u>
Expenditures:			
Current:			
Public works			
Engineer			
Personal services	9,958	8,762	1,196
Fringe benefits	3,519	2,985	534
Materials and services	10,223	7,980	2,243
Capital outlays	29,536	19,166	10,370
Total public works	<u>53,236</u>	<u>38,893</u>	<u>14,343</u>
Debt service:			
Principal retirement	823	823	-
<i>Total expenditures</i>	<u>54,059</u>	<u>39,716</u>	<u>14,343</u>
<i>Excess (deficiency) of revenues over (under) expenditures</i>	<u>371</u>	<u>2,981</u>	<u>2,610</u>
Other financing sources (uses):			
Transfers out	(645)	(645)	-
Proceeds from sale of capital assets	345	186	(159)
<i>Total other financing sources (uses)</i>	<u>(300)</u>	<u>(459)</u>	<u>(159)</u>
<i>Net change in fund balance</i>	71	2,522	2,451
Fund balance - beginning	3,505	3,505	-
Fund balance - ending	<u>\$ 3,576</u>	<u>\$ 6,027</u>	<u>\$ 2,451</u>

FRANKLIN COUNTY, OHIO
Schedule of Revenues, Expenditures and
Changes in Fund Balance - Budget and Actual
Senior Services Special Revenue Fund
Non-GAAP Budgetary Basis
Year Ended December 31, 2006
(Amounts in 000's)

	<u>Final Budget</u>	<u>Actual Amounts</u>	<u>Variance with Final Budget Positive (Negative)</u>
Revenues:			
Real and other taxes	\$ 18,060	\$ 17,889	\$ (171)
Fees and charges for services	662	689	27
Intergovernmental	3,812	3,575	(237)
Other	50	284	234
<i>Total revenues</i>	<u>22,584</u>	<u>22,437</u>	<u>(147)</u>
Expenditures:			
Current:			
Human services			
Office on aging			
Personal services	3,199	3,033	166
Fringe benefits	1,280	1,210	70
Materials and services	17,379	15,715	1,664
Grants	1,674	1,446	228
Capital outlays	45	-	45
Total human services	<u>23,577</u>	<u>21,404</u>	<u>2,173</u>
Intergovernmental grants:			
Office on aging			
Intergovernmental grants	154	154	-
<i>Total expenditures</i>	<u>23,731</u>	<u>21,558</u>	<u>2,173</u>
<i>Excess (deficiency) of revenues over (under) expenditures</i>	<u>(1,147)</u>	<u>879</u>	<u>2,026</u>
Other financing sources (uses):			
Transfers out	(834)	(834)	-
<i>Net change in fund balance</i>	<u>(1,981)</u>	<u>45</u>	<u>2,026</u>
Fund balance - beginning	10,393	10,393	-
Fund balance - ending	<u>\$ 8,412</u>	<u>\$ 10,438</u>	<u>\$ 2,026</u>

FRANKLIN COUNTY, OHIO
Schedule of Revenues, Expenditures and
Changes in Fund Balance - Budget and Actual
Zoological Park Special Revenue Fund
Non-GAAP Budgetary Basis
Year Ended December 31, 2006
(Amounts in 000's)

	Final Budget	Actual Amounts	Variance with Final Budget Positive (Negative)
Revenues:			
Real and other taxes	\$ 18,580	\$ 17,328	\$ (1,252)
Intergovernmental	1,588	2,105	517
<i>Total revenues</i>	20,168	19,433	(735)
Expenditures:			
Current:			
Conservation and recreation			
Zoological Park			
Materials and services	284	195	89
Grants	19,654	19,008	646
<i>Total expenditures</i>	19,938	19,203	735
<i>Excess (deficiency) of revenues over (under) expenditures</i>	230	230	-
Other financing sources (uses):			
Transfers out	(230)	(230)	-
<i>Total other financing sources (uses)</i>	(230)	(230)	-
<i>Net change in fund balance</i>	-	-	-
Fund balance - beginning	-	-	-
Fund balance - ending	\$ -	\$ -	\$ -

FRANKLIN COUNTY, OHIO
Schedule of Revenues, Expenditures and
Changes in Fund Balance - Budget and Actual
Child Support Enforcement Special Revenue Fund
Non-GAAP Budgetary Basis
Year Ended December 31, 2006
(Amounts in 000's)

	<u>Final Budget</u>	<u>Actual Amounts</u>	<u>Variance with Final Budget Positive (Negative)</u>
Revenues:			
Fees and charges for services	\$ 3,166	\$ 3,115	\$ (51)
Intergovernmental	14,127	13,276	(851)
Other	293	816	523
<i>Total revenues</i>	<u>17,586</u>	<u>17,207</u>	<u>(379)</u>
Expenditures:			
Current:			
Human services			
Child support enforcement agency			
Personal services	8,771	8,190	581
Fringe benefits	4,632	4,332	300
Materials and services	4,261	3,910	351
Capital outlays	24	22	2
<i>Total expenditures</i>	<u>17,688</u>	<u>16,454</u>	<u>1,234</u>
<i>Excess (deficiency) of revenues over (under) expenditures</i>	<u>(102)</u>	<u>753</u>	<u>855</u>
Other financing sources (uses):			
Transfers in	63	126	63
<i>Total other financing sources (uses)</i>	<u>63</u>	<u>126</u>	<u>63</u>
<i>Net change in fund balance</i>	<u>(39)</u>	<u>879</u>	<u>918</u>
Fund balance - beginning	1,061	1,061	-
Fund balance - ending	<u>\$ 1,022</u>	<u>\$ 1,940</u>	<u>\$ 918</u>

FRANKLIN COUNTY, OHIO

Schedule of Revenues, Expenditures and
Changes in Fund Balance - Budget and Actual
Homeland Security and Justice Programs Special Revenue Fund
Non-GAAP Budgetary Basis
Year Ended December 31, 2006
(Amounts in 000's)

	<u>Final Budget</u>	<u>Actual Amounts</u>	<u>Variance with Final Budget Positive (Negative)</u>
Revenues:			
Intergovernmental	\$ 15,321	\$ 7,933	\$ (7,388)
Investment income	-	58	58
Other	-	46	46
Total revenues	15,321	8,037	(7,284)
Expenditures:			
Current:			
Public safety			
Commissioners - justice programs unit			
Personal services	307	168	139
Fringe benefits	97	55	42
Materials and services	561	149	412
Grants	2,932	1,108	1,824
Total Commissioners - justice programs unit	3,897	1,480	2,417
Local law enforcement block grant			
Materials and services	25	25	-
Capital outlays	26	26	-
Total local law enforcement block grant	51	51	-
Commissioners - urban area security initiative			
Personal services	95	95	-
Fringe benefits	30	30	-
Capital outlays	779	779	-
Grants	5,022	-	5,022
Total Commissioners - urban area security initiative	5,926	904	5,022
Total public safety	9,874	2,435	7,439
Intergovernmental grants:			
Commissioners - justice programs unit			
Intergovernmental grants	5,580	5,580	-
Total expenditures	15,454	8,015	7,439
Excess (deficiency) of revenues over (under) expenditures	(133)	22	155
Other financing sources (uses):			
Transfers in	2,304	1,625	(679)
Transfers out	(2,217)	(779)	1,438
Total other financing sources (uses)	87	846	759
Net change in fund balance	(46)	868	914
Fund balance - beginning	1,664	1,664	-
Fund balance - ending	\$ 1,618	\$ 2,532	\$ 914

FRANKLIN COUNTY, OHIO
Schedule of Revenues, Expenditures and
Changes in Fund Balance - Budget and Actual
Real Estate Assessment Special Revenue Fund
Non-GAAP Budgetary Basis
Year Ended December 31, 2006
(Amounts in 000's)

	<u>Final Budget</u>	<u>Actual Amounts</u>	<u>Variance with Final Budget Positive (Negative)</u>
Revenues:			
Fees and charges for services	\$ 11,546	\$ 6,727	\$ (4,819)
Other	-	53	53
<i>Total revenues</i>	<u>11,546</u>	<u>6,780</u>	<u>(4,766)</u>
Expenditures:			
Current:			
General government			
Auditor - real estate assessment			
Personal services	3,975	3,767	208
Fringe benefits	1,619	1,432	187
Materials and services	3,795	3,095	700
Capital outlays	39	35	4
<i>Total expenditures</i>	<u>9,428</u>	<u>8,329</u>	<u>1,099</u>
<i>Excess (deficiency) of revenues over (under) expenditures</i>	<u>2,118</u>	<u>(1,549)</u>	<u>(3,667)</u>
Other financing sources (uses):	<u>-</u>	<u>-</u>	<u>-</u>
<i>Net change in fund balance</i>	<u>2,118</u>	<u>(1,549)</u>	<u>(3,667)</u>
Fund balance - beginning	16,027	16,027	-
Fund balance - ending	<u>\$ 18,145</u>	<u>\$ 14,478</u>	<u>\$ (3,667)</u>

FRANKLIN COUNTY, OHIO

Schedule of Revenues, Expenditures and
Changes in Fund Balance - Budget and Actual
Convention Facility Lease Special Revenue Fund
Non-GAAP Budgetary Basis
Year Ended December 31, 2006
(Amounts in 000's)

	<u>Final Budget</u>	<u>Actual Amounts</u>	<u>Variance with Final Budget Positive (Negative)</u>
Revenues:			
Other	\$ 6,399	\$ 6,399	\$ -
<i>Total revenues</i>	<u>6,399</u>	<u>6,399</u>	<u>-</u>
Expenditures:			
Current:			
General Government			
Commissioners - convention facility			
Materials and services	<u>6,399</u>	<u>6,399</u>	<u>-</u>
<i>Total expenditures</i>	<u>6,399</u>	<u>6,399</u>	<u>-</u>
<i>Excess (deficiency) of revenues over (under) expenditures</i>	<u>-</u>	<u>-</u>	<u>-</u>
Other financing sources (uses):	<u>-</u>	<u>-</u>	<u>-</u>
<i>Net change in fund balance</i>	<u>-</u>	<u>-</u>	<u>-</u>
Fund balance - beginning	<u>-</u>	<u>-</u>	<u>-</u>
Fund balance - ending	<u><u>\$ -</u></u>	<u><u>\$ -</u></u>	<u><u>\$ -</u></u>

FRANKLIN COUNTY, OHIO
Schedule of Revenues, Expenditures and
Changes in Fund Balance - Budget and Actual
Certificate of Title Administration Special Revenue Fund
Non-GAAP Budgetary Basis
Year Ended December 31, 2006
(Amounts in 000's)

	<u>Final Budget</u>	<u>Actual Amounts</u>	<u>Variance with Final Budget Positive (Negative)</u>
Revenues:			
Fees and charges for services	\$ 4,369	\$ 4,321	\$ (48)
Other	-	3	3
<i>Total revenues</i>	<u>4,369</u>	<u>4,324</u>	<u>(45)</u>
Expenditures:			
Current:			
General government			
Clerk of courts - certificate of title administration			
Personal services	2,862	2,495	367
Fringe benefits	1,336	1,151	185
Materials and services	817	719	98
Capital outlays	49	49	-
<i>Total expenditures</i>	<u>5,064</u>	<u>4,414</u>	<u>650</u>
<i>Excess (deficiency) of revenues over (under) expenditures</i>	<u>(695)</u>	<u>(90)</u>	<u>605</u>
Other financing sources (uses):	<u>-</u>	<u>-</u>	<u>-</u>
<i>Net change in fund balance</i>	<u>(695)</u>	<u>(90)</u>	<u>605</u>
Fund balance - beginning	3,670	3,670	-
Fund balance - ending	<u>\$ 2,975</u>	<u>\$ 3,580</u>	<u>\$ 605</u>

FRANKLIN COUNTY, OHIO
Schedule of Revenues, Expenditures and
Changes in Fund Balance - Budget and Actual
Emergency Management Agency Special Revenue Fund
Non-GAAP Budgetary Basis
Year Ended December 31, 2006
(Amounts in 000's)

	Final Budget	Actual Amounts	Variance with Final Budget Positive (Negative)
Revenues:			
Fees and charges for services	\$ 785	\$ 675	\$ (110)
Intergovernmental	5,363	3,082	(2,281)
Other	-	1	1
Total revenues	6,148	3,758	(2,390)
Expenditures:			
Current:			
Public safety			
EMA - emergency management			
Personal services	438	372	66
Fringe benefits	143	123	20
Materials and services	576	366	210
Grants	2,478	162	2,316
Capital outlays	235	226	9
Total EMA - emergency management	<u>3,870</u>	<u>1,249</u>	<u>2,621</u>
EMA - warning			
Materials and services	185	155	30
Capital outlays	209	169	40
Total EMA - warning	<u>394</u>	<u>324</u>	<u>70</u>
Total public safety	4,264	1,573	2,691
Intergovernmental grants:			
EMA - emergency management			
Intergovernmental grants	2,005	2,005	-
Total intergovernmental grants	<u>2,005</u>	<u>2,005</u>	<u>-</u>
Total expenditures	6,269	3,578	2,691
Excess (deficiency) of revenues over (under) expenditures	<u>(121)</u>	<u>180</u>	<u>301</u>
Other financing sources (uses):	<u>-</u>	<u>-</u>	<u>-</u>
Net change in fund balance	(121)	180	301
Fund balance - beginning	811	811	-
Fund balance - ending	\$ 690	\$ 991	\$ 301

FRANKLIN COUNTY, OHIO
Schedule of Revenues, Expenditures and
Changes in Fund Balance - Budget and Actual
Dog and Kennel Special Revenue Fund
Non-GAAP Budgetary Basis
Year Ended December 31, 2006
(Amounts in 000's)

	Final Budget	Actual Amounts	Variance with Final Budget Positive (Negative)
Revenues:			
Licenses and permits	\$ 1,057	\$ 1,359	\$ 302
Fees and charges for services	341	368	27
Intergovernmental	16	37	21
Fines and forfeitures	182	237	55
Other	158	176	18
Total revenues	1,754	2,177	423
Expenditures:			
Current:			
Public safety			
Animal control			
Personal services	1,690	1,681	9
Fringe benefits	850	825	25
Materials and services	1,495	1,476	19
Capital outlays	99	78	21
Total animal control	<u>4,134</u>	<u>4,060</u>	<u>74</u>
Auditor - dog & kennel			
Materials and services	91	55	36
Total auditor - dog & kennel	<u>91</u>	<u>55</u>	<u>36</u>
Total expenditures	4,225	4,115	110
Excess (deficiency) of revenues over (under) expenditures	(2,471)	(1,938)	533
Other financing sources (uses):			
Transfers in	2,500	2,346	(154)
Total other financing sources (uses)	2,500	2,346	(154)
Net change in fund balance	29	408	379
Fund balance - beginning	318	318	-
Fund balance - ending	\$ 347	\$ 726	\$ 379

FRANKLIN COUNTY, OHIO
Schedule of Revenues, Expenditures and
Changes in Fund Balance - Budget and Actual
Domestic and Juvenile Court Grants Special Revenue Fund
Non-GAAP Budgetary Basis
Year Ended December 31, 2006
(Amounts in 000's)

	Final Budget	Actual Amounts	Variance with Final Budget Positive (Negative)
Revenues:			
Intergovernmental	\$ 3,228	\$ 2,704	\$ (524)
Other	-	5	5
Total revenues	3,228	2,709	(519)
Expenditures:			
Current:			
Judicial			
Domestic and juvenile court - drug court			
Personal services	41	26	15
Fringe benefits	16	8	8
Materials and services	37	12	25
Total judicial	94	46	48
Public safety			
Domestic and juvenile court - felony delinquent care and custody			
Personal services	1,672	1,437	235
Fringe benefits	692	621	71
Materials and services	1,496	822	674
Capital outlays	23	22	1
Total public safety	3,883	2,902	981
Human services			
Domestic and juvenile court - SMART program			
Personal services	121	87	34
Fringe benefits	61	36	25
Materials and services	15	9	6
Total human services	197	132	65
Total expenditures	4,174	3,080	1,094
Excess (deficiency) of revenues over (under) expenditures	(946)	(371)	575
Other financing sources (uses):			
Transfers out	(298)	-	298
Total other financing sources (uses)	(298)	-	298
Net change in fund balance	(1,244)	(371)	873
Fund balance - beginning	8,983	8,983	-
Fund balance - ending	\$ 7,739	\$ 8,612	\$ 873

FRANKLIN COUNTY, OHIO
Schedule of Revenues, Expenditures and
Changes in Fund Balance - Budget and Actual
Community and Economic Development Special Revenue Fund
Non-GAAP Budgetary Basis
Year Ended December 31, 2006
(Amounts in 000's)

	<u>Final Budget</u>	<u>Actual Amounts</u>	<u>Variance with Final Budget Positive (Negative)</u>
Revenues:			
Fees and charges for services	\$ 152	\$ 224	\$ 72
Intergovernmental	4,749	3,658	(1,091)
<i>Total revenues</i>	<u>4,901</u>	<u>3,882</u>	<u>(1,019)</u>
Expenditures:			
Current:			
Community development			
Economic development and planning			
Personal services	274	166	108
Fringe benefits	96	54	42
Materials and services	203	166	37
Grants	3,323	1,548	1,775
Total community development	<u>3,896</u>	<u>1,934</u>	<u>1,962</u>
Intergovernmental grants:			
Economic development and planning			
Intergovernmental grants	1,869	1,869	-
Total intergovernmental grants	<u>1,869</u>	<u>1,869</u>	<u>-</u>
<i>Total expenditures</i>	<u>5,765</u>	<u>3,803</u>	<u>1,962</u>
<i>Excess (deficiency) of revenues over (under) expenditures</i>	<u>(864)</u>	<u>79</u>	<u>943</u>
Other financing sources (uses):			
Transfers in	432	169	(263)
<i>Total other financing sources (uses)</i>	<u>432</u>	<u>169</u>	<u>(263)</u>
<i>Net change in fund balance</i>	<u>(432)</u>	<u>248</u>	<u>680</u>
Fund balance - beginning	705	705	-
Fund balance - ending	<u>\$ 273</u>	<u>\$ 953</u>	<u>\$ 680</u>

FRANKLIN COUNTY, OHIO

Schedule of Revenues, Expenditures and
Changes in Fund Balance - Budget and Actual
Adult Probation and Community Corrections Special Revenue Fund
Non-GAAP Budgetary Basis
Year Ended December 31, 2006
(Amounts in 000's)

	<u>Final Budget</u>	<u>Actual Amounts</u>	<u>Variance with Final Budget Positive (Negative)</u>
Revenues:			
Fees and charges for services	\$ 119	\$ 147	\$ 28
Intergovernmental	1,476	1,467	(9)
Other	-	5	5
Total revenues	1,595	1,619	24
Expenditures:			
Current:			
Public safety			
Common pleas court			
Personal services	996	986	10
Fringe benefits	390	371	19
Materials and services	207	152	55
Capital outlays	20	18	2
Total expenditures	1,613	1,527	86
Excess (deficiency) of revenues over (under) expenditures	(18)	92	110
Other financing sources (uses):			
Transfers out	(2)	(2)	-
Total other financing sources (uses)	(2)	(2)	-
Net change in fund balance	(20)	90	110
Fund balance - beginning	819	819	-
Fund balance - ending	\$ 799	\$ 909	\$ 110

FRANKLIN COUNTY, OHIO
Schedule of Revenues, Expenditures and
Changes in Fund Balance - Budget and Actual
Wireless Enhanced 911 Special Revenue Fund
Non-GAAP Budgetary Basis
Year Ended December 31, 2006
(Amounts in 000's)

	<u>Final Budget</u>	<u>Actual Amounts</u>	<u>Variance with Final Budget Positive (Negative)</u>
Revenues:			
Intergovernmental	\$ 2,777	\$ 3,120	\$ 343
<i>Total revenues</i>	<u>2,777</u>	<u>3,120</u>	<u>343</u>
Expenditures:			
Current			
Wireless enhanced 911			
Contingencies	706	-	706
Total wireless enhanced 911	<u>706</u>	<u>-</u>	<u>706</u>
Intergovernmental grants:			
Wireless enhanced 911			
Intergovernmental grants	1,815	-	1,815
Total intergovernmental grants	<u>1,815</u>	<u>-</u>	<u>1,815</u>
<i>Total expenditures</i>	<u>2,521</u>	<u>-</u>	<u>2,521</u>
 <i>Excess (deficiency) of revenues over (under) expenditures</i>	 <u>256</u>	 <u>3,120</u>	 <u>2,864</u>
Other financing sources (uses):			
Transfers out	(256)	(256)	-
<i>Total other financing sources (uses)</i>	<u>(256)</u>	<u>(256)</u>	<u>-</u>
<i>Net change in fund balance</i>	<u>-</u>	<u>2,864</u>	<u>2,864</u>
Fund balance - beginning	-	-	-
Fund balance - ending	<u>\$ -</u>	<u>\$ 2,864</u>	<u>\$ 2,864</u>

FRANKLIN COUNTY, OHIO
Schedule of Revenues, Expenditures and
Changes in Fund Balance - Budget and Actual
Other Special Revenue Funds
Non-GAAP Budgetary Basis
Year Ended December 31, 2006
(Amounts in 000's)

	<u>Final Budget</u>	<u>Actual Amounts</u>	<u>Variance with Final Budget Positive (Negative)</u>
Revenues:			
Licenses and permits	\$ 70	\$ 47	\$ (23)
Fees and charges for services	10,126	8,568	(1,558)
Fines and forfeitures	5	6	1
Intergovernmental	1,531	976	(555)
Investment income	135	221	86
Other	350	467	117
Total revenues	12,217	10,285	(1,932)
Expenditures:			
Current:			
General government			
Personal services	1,207	1,198	9
Fringe benefits	471	464	7
Materials and services	1,746	1,482	264
Grants	336	306	30
Total general government	3,760	3,450	310
Judicial			
Personal services	1,227	1,104	123
Fringe benefits	458	409	49
Materials and services	1,495	1,145	350
Capital outlays	29	29	-
Total judicial	3,209	2,687	522
Public safety			
Personal services	670	615	55
Fringe benefits	253	227	26
Materials and services	1,625	1,277	348
Capital outlays	30	-	30
Grants	73	68	5
Total public safety	2,651	2,187	464
Human services			
Materials and services	772	732	40
Total human services	772	732	40
Public works			
Personal services	142	80	62
Fringe benefits	42	22	20
Materials and services	1,515	462	1,053
Capital outlays	784	54	730
Total public works	2,483	618	1,865

(Continued on next page)

FRANKLIN COUNTY, OHIO
Schedule of Revenues, Expenditures and
Changes in Fund Balance - Budget and Actual
Other Special Revenue Funds (Continued)
Non-GAAP Budgetary Basis
Year Ended December 31, 2006
(Amounts in 000's)

	<u>Final Budget</u>	<u>Actual Amounts</u>	<u>Variance with Final Budget Positive (Negative)</u>
Community development			
Materials and services	18	18	-
Capital outlays	<u>100</u>	<u>70</u>	<u>30</u>
Total community development	<u>118</u>	<u>88</u>	<u>30</u>
Intergovernmental grants:			
Intergovernmental grants	\$ 408	\$ 408	\$ -
Total intergovernmental grants	<u>408</u>	<u>408</u>	<u>-</u>
Total expenditures	<u>13,401</u>	<u>10,170</u>	<u>3,231</u>
 <i>Excess (deficiency) of revenues over (under) expenditures</i>	 <u>(1,184)</u>	 <u>115</u>	 <u>1,299</u>
Other financing sources (uses):			
Transfers in	<u>2,608</u>	<u>1,789</u>	<u>(819)</u>
Total other financing sources (uses)	<u>1,801</u>	<u>1,317</u>	<u>(484)</u>
 Net change in fund balance	 617	 1,432	 815
Fund balance - beginning	<u>23,178</u>	<u>23,178</u>	<u>-</u>
Fund balance - ending	<u>\$ 23,795</u>	<u>\$ 24,610</u>	<u>\$ 815</u>

FRANKLIN COUNTY, OHIO
Schedule of Revenues, Expenditures and
Changes in Fund Balance - Budget and Actual
Debt Service Fund
Non-GAAP Budgetary Basis
Year Ended December 31, 2006
(Amounts in 000's)

	<u>Final Budget</u>	<u>Actual Amounts</u>	<u>Variance with Final Budget Positive (Negative)</u>
Revenues:			
Other	\$ 2,793	\$ 3,391	\$ 598
<i>Total revenues</i>	<u>2,793</u>	<u>3,391</u>	<u>598</u>
Expenditures:			
Debt service:			
Commissioners - bond retirement			
Principal retirement	12,420	9,475	2,945
Interest charges	11,533	6,599	4,934
Bond issuance costs	700	-	700
<i>Total expenditures</i>	<u>24,653</u>	<u>16,074</u>	<u>8,579</u>
<i>Excess (deficiency) of revenues over (under) expenditures</i>	<u>(21,860)</u>	<u>(12,683)</u>	<u>9,177</u>
Other financing sources (uses):			
Transfers in	21,360	12,349	(9,011)
<i>Total other financing sources (uses)</i>	<u>21,360</u>	<u>12,349</u>	<u>(9,011)</u>
<i>Net change in fund balance</i>	<u>(500)</u>	<u>(334)</u>	<u>166</u>
Fund balance - beginning	1,006	1,006	-
Fund balance - ending	<u>\$ 506</u>	<u>\$ 672</u>	<u>\$ 166</u>

FRANKLIN COUNTY, OHIO
Schedule of Revenues, Expenditures and
Changes in Fund Balance - Budget and Actual
Stadium Construction Capital Project Fund
Non-GAAP Budgetary Basis
Year Ended December 31, 2006
(Amounts in 000's)

	<u>Final Budget</u>	<u>Actual Amounts</u>	<u>Variance with Final Budget Positive (Negative)</u>
Revenues:			
Other	\$ 1,950	\$ 2,000	\$ 50
<i>Total revenues</i>	<u>1,950</u>	<u>2,000</u>	<u>50</u>
Expenditures:			
Capital outlays			
Public facilities management - stadium construction			
Capital outlays	21,950	15,615	6,335
<i>Total expenditures</i>	<u>21,950</u>	<u>15,615</u>	<u>6,335</u>
<i>Excess (deficiency) of revenues over (under) expenditures</i>	<u>(20,000)</u>	<u>(13,615)</u>	<u>6,385</u>
Other financing sources (uses):			
Proceeds of notes	16,000	15,500	(500)
Transfers in	4,000	4,000	-
<i>Total other financing sources (uses)</i>	<u>20,000</u>	<u>19,500</u>	<u>(500)</u>
<i>Net change in fund balance</i>	<u>-</u>	<u>5,885</u>	<u>5,885</u>
Fund balance - beginning	-	-	-
Fund balance - ending	<u>\$ -</u>	<u>\$ 5,885</u>	<u>\$ 5,885</u>

FRANKLIN COUNTY, OHIO
Schedule of Revenues, Expenditures and
Changes in Fund Balance - Budget and Actual
Road Projects Capital Project Fund
Non-GAAP Budgetary Basis
Year Ended December 31, 2006
(Amounts in 000's)

	<u>Final Budget</u>	<u>Actual Amounts</u>	<u>Variance with Final Budget Positive (Negative)</u>
Revenues:			
Investment Income	\$ 52	\$ 110	\$ 58
<i>Total revenues</i>	<u>52</u>	<u>110</u>	<u>58</u>
Expenditures:			
Capital outlays:			
Engineer - roadway infrastructure Capital outlays	4,360	3,475	885
Total capital outlays	<u>4,360</u>	<u>3,475</u>	<u>885</u>
<i>Total expenditures</i>	<u>4,360</u>	<u>3,475</u>	<u>885</u>
<i>Excess (deficiency) of revenues over (under) expenditures</i>	<u>(4,308)</u>	<u>(3,365)</u>	<u>943</u>
Other financing sources (uses):			
Transfers in	35	35	-
Premium on issuance of bonds	3	-	(3)
<i>Total other financing sources (uses)</i>	<u>38</u>	<u>35</u>	<u>(3)</u>
<i>Net change in fund balance</i>	<u>(4,270)</u>	<u>(3,330)</u>	<u>940</u>
Fund balance - beginning	4,270	4,270	-
Fund balance - ending	<u>\$ -</u>	<u>\$ 940</u>	<u>\$ 940</u>

FRANKLIN COUNTY, OHIO
Schedule of Revenues, Expenditures and
Changes in Fund Balance - Budget and Actual
New Building Capital Projects Fund
Non-GAAP Budgetary Basis
Year Ended December 31, 2006
(Amounts in 000's)

	<u>Final Budget</u>	<u>Actual Amounts</u>	<u>Variance with Final Budget Positive (Negative)</u>
Revenues:	\$ -	\$ -	\$ -
Expenditures:			
Capital outlays			
Public facilities management - new building			
Capital outlays	19,000	1,047	17,953
Total expenditures	<u>19,000</u>	<u>1,047</u>	<u>17,953</u>
Excess (deficiency) of revenues over (under) expenditures	<u>(19,000)</u>	<u>(1,047)</u>	<u>17,953</u>
Other financing sources (uses):			
Bond proceeds	111,600	-	(111,600)
Transfers in	12,000	12,000	-
Transfers out	(10,900)	-	10,900
Total other financing sources (uses)	<u>112,700</u>	<u>12,000</u>	<u>(100,700)</u>
Net change in fund balance	93,700	10,953	(82,747)
Fund balance - beginning	2,514	2,514	-
Fund balance - ending	<u><u>\$ 96,214</u></u>	<u><u>\$ 13,467</u></u>	<u><u>\$ (82,747)</u></u>

FRANKLIN COUNTY, OHIO
Schedule of Revenues, Expenditures and
Changes in Fund Balance - Budget and Actual
Other Capital Projects Funds
Non-GAAP Budgetary Basis
Year Ended December 31, 2006
(Amounts in 000's)

	Final Budget	Actual Amounts	Variance with Final Budget Positive (Negative)
Revenues:	\$ -	\$ -	\$ -
Expenditures:			
Capital outlays			
Commissioners - veterans memorial permanent improvement			
Capital outlays	13	9	4
Total expenditures	13	9	4
Excess (deficiency) of revenues over (under) expenditures	(13)	(9)	4
Other financing sources (uses):			
Transfers in	2,589	2,589	-
Total other financing sources (uses)	2,589	2,589	-
Net change in fund balance	2,576	2,580	4
Fund balance - beginning	49	49	-
Fund balance - ending	\$ 2,625	\$ 2,629	\$ 4

ENTERPRISE FUNDS

Enterprise funds are used to account for operations that are financed and operated in a manner similar to a private business enterprise. The County intends that the cost of providing services to the general public on a continuing basis be financed or recovered primarily through user charges. Following are descriptions of the enterprise funds:

Water and Sewer – This fund accounts for the provision of water and sewer services to a relatively small area of the County not serviced by other local water and sewer operations. All activities necessary to provide such services are accounted for in this fund.

Parking Facilities – This fund accounts for the fees and operations of the County-owned parking facilities. The facilities serve both County employees and the general public.

Since the Statement of Net Assets, the Statement of Revenues, Expenses and Changes in Net Assets and the Statement of Cash Flows for each of the enterprise funds are presented in the basic financial statements, they are not repeated in this section.

FRANKLIN COUNTY, OHIO
Schedule of Revenues, Expenses and
Changes in Fund Equity - Budget and Actual
Water and Sewer Enterprise Fund
Non-GAAP Budgetary Basis
Year Ended December 31, 2006
(Amounts in 000's)

	Final Budget	Actual Amounts	Variance with Final Budget Positive (Negative)
Operating revenues:			
Fees and charges for services	\$ 6,036	\$ 4,648	\$ (1,388)
Other	160	34	(126)
Total operating revenues	6,196	4,682	(1,514)
Operating expenses:			
Personal services	571	540	31
Fringe benefits	227	209	18
Materials and services	4,097	2,927	1,170
Capital outlays	3,869	3,123	746
Total operating expenses	8,764	6,799	1,965
Operating income (loss)	(2,568)	(2,117)	451
Nonoperating revenues (expenses):			
Intergovernmental	1,231	1,231	-
Proceeds of notes	1,563	1,451	(112)
Debt service:			
Principal retirement	(328)	(234)	94
Interest charges	(180)	(180)	-
Total nonoperating revenues (expenses)	2,286	2,268	(18)
Income (loss) before operating transfers	(282)	151	433
Transfers in	548	-	(548)
Transfers out	(563)	-	563
Total transfers	(15)	-	15
Net change in fund equity	(297)	151	448
Fund equity - beginning	3,156	3,156	-
Fund equity - ending	\$ 2,859	\$ 3,307	\$ 448

FRANKLIN COUNTY, OHIO
Schedule of Revenues, Expenses and
Changes in Fund Equity - Budget and Actual
Parking Facilities Enterprise Fund
Non-GAAP Budgetary Basis
Year Ended December 31, 2006
(Amounts in 000's)

	Final Budget	Actual Amounts	Variance with Final Budget Positive (Negative)
Operating revenues:			
Fees and charges for services	\$ 2,809	\$ 3,196	\$ 387
Other	5	127	122
Total operating revenues	2,814	3,323	509
Operating expenses:			
Personal services	288	244	44
Fringe benefits	147	121	26
Materials and services	1,194	1,077	117
Total operating expenses	1,629	1,442	187
Operating income (loss)	1,185	1,881	696
Nonoperating revenues (expenses):	-	-	-
Income (loss) before operating transfers	1,185	1,881	696
Transfers out	(1,035)	(1,035)	-
Total transfers	(1,035)	(1,035)	-
Net change in fund equity	150	846	696
Fund equity - beginning	2,261	2,261	-
Fund equity - ending	\$ 2,411	\$ 3,107	\$ 696

INTERNAL SERVICE FUNDS

The internal service funds report activities provided to the departments and agencies on a cost-reimbursement basis. The County has two internal service funds:

Employee Benefits – This funds accounts for the provision of medical, dental, optical, prescription, life and mental health insurance to departments and agencies.

Telecommunications – This fund accounts for the provision of telecommunication services, primarily voicemail.

FRANKLIN COUNTY, OHIO

Combining Statement of Net Assets

Internal Service Funds

December 31, 2006

(Amounts in 000's)

	<u>Employee Benefits</u>	<u>Telecom- munications</u>	<u>Total</u>
Assets:			
Current assets:			
Equity with County Treasurer	\$ 11,876	\$ 443	\$ 12,319
Due from other funds	-	22	22
Prepaid items	115	-	115
Total current assets	<u>11,991</u>	<u>465</u>	<u>12,456</u>
Noncurrent assets:			
Capital assets, net of accumulated depreciation:			
Depreciable	-	133	133
Total noncurrent assets	<u>-</u>	<u>133</u>	<u>133</u>
Total assets	<u>11,991</u>	<u>598</u>	<u>12,589</u>
Liabilities:			
Current liabilities:			
Accrued wages	19	-	19
Compensated absences payable	1	-	1
Accounts payable	8,189	-	8,189
Due to other funds	1	-	1
Total current liabilities	<u>8,210</u>	<u>-</u>	<u>8,210</u>
Noncurrent liabilities:			
Compensated absences payable	18	-	18
Total noncurrent liabilities	<u>18</u>	<u>-</u>	<u>18</u>
Total liabilities	<u>8,228</u>	<u>-</u>	<u>8,228</u>
Net assets:			
Invested in capital assets, net of related debt	-	133	133
Unrestricted	3,763	465	4,228
Total net assets	<u>\$ 3,763</u>	<u>\$ 598</u>	<u>\$ 4,361</u>

FRANKLIN COUNTY, OHIO

Combining Statement of Revenues, Expenses and Changes in Net Assets
 Internal Service Funds
 Year Ended December 31, 2006
 (Amounts in 000's)

	<u>Employee Benefits</u>	<u>Telecom- munications</u>	<u>Total</u>
Operating revenues:			
Fees and charges for services	\$ 56,465	\$ 185	\$ 56,650
Other	213	-	213
Total operating revenues	56,678	185	56,863
Operating expenses:			
Personal services	430	7	437
Cost of sales and services	56,299	62	56,361
Depreciation	-	15	15
Total operating expenses	56,729	84	56,813
Operating income (loss)	(51)	101	50
Total nonoperating revenues (expenses)	-	-	-
Change in net assets	(51)	101	50
Net assets - beginning	3,814	497	4,311
Net assets - ending	\$ 3,763	\$ 598	\$ 4,361

FRANKLIN COUNTY, OHIO

Combining Statement of Cash Flows

Internal Service Funds

Year Ended December 31, 2006

(Amounts in 000's)

	Employee Benefits	Telecom- munications	Total
Cash flows from operating activities:			
Cash collections from customers	\$ 59,733	\$ 179	\$ 59,912
Cash payments to suppliers	(55,153)	(66)	(55,219)
Cash payments for salaries	(420)	(7)	(427)
	4,160	106	4,266
Net cash provided by operating activities	4,160	106	4,266
Increase in cash for the year	4,160	106	4,266
Cash and cash equivalents - beginning	7,716	337	8,053
Cash and cash equivalents - ending	\$ 11,876	\$ 443	\$ 12,319
Reconciliation of operating income to net cash provided by (used in) operating activities:			
Operating income	\$ (51)	\$ 101	\$ 50
Adjustments to reconcile operating income to net cash provided by operating activities:			
Depreciation	-	15	15
Changes in operating assets and liabilities:			
(Increase) decrease in:			
Accounts receivable	297	-	297
Due from other funds	2,723	(6)	2,717
Prepaid items	150	-	150
Increase (decrease) in:			
Accrued wages	(5)	-	(5)
Accounts payable	1,026	(4)	1,022
Due to other funds	1	-	1
Compensated absences	19	-	19
	4,160	106	4,266
Net cash provided by operating activities	\$ 4,160	\$ 106	\$ 4,266

FRANKLIN COUNTY, OHIO
Schedule of Revenues, Expenses and
Changes in Fund Equity - Budget and Actual
Employee Benefits Internal Service Fund
Non-GAAP Budgetary Basis
Year Ended December 31, 2006
(Amounts in 000's)

	Final Budget	Actual Amounts	Variance with Final Budget Positive (Negative)
Operating revenues:			
Fees and charges for services	\$ 60,401	\$ 59,298	\$ (1,103)
Other	190	379	189
Total operating revenues	60,591	59,677	(914)
Operating expenses:			
Personal services	444	311	133
Fringe benefits	164	109	55
Materials and services	58,883	55,145	3,738
Capital outlays	9	8	1
Total operating expenses	59,500	55,573	3,927
Operating income (loss)	1,091	4,104	3,013
Nonoperating revenues (expenses):	-	-	-
Net change in fund equity	1,091	4,104	3,013
Fund equity - beginning	7,716	7,716	-
Fund equity - ending	\$ 8,807	\$ 11,820	\$ 3,013

FRANKLIN COUNTY, OHIO
Schedule of Revenues, Expenses and
Changes in Fund Equity - Budget and Actual
Telecommunications Internal Service Fund
Non-GAAP Budgetary Basis
Year Ended December 31, 2006
(Amounts in 000's)

	Final Budget	Actual Amounts	Variance with Final Budget Positive (Negative)
Operating revenues:			
Fees and charges for services	\$ 179	\$ 171	\$ (8)
Total operating revenues	179	171	(8)
Operating expenses:			
Personal services	12	5	7
Fringe benefits	5	2	3
Materials and services	71	66	5
Total operating expenses	88	73	15
Operating income (loss)	91	98	7
Nonoperating revenues (expenses):	-	-	-
Net change in fund equity	91	98	7
Fund equity - beginning	337	337	-
Fund equity - ending	\$ 428	\$ 435	\$ 7

FIDUCIARY FUNDS

AGENCY FUNDS

Agency funds are used to account for assets held by the County as an agent for individuals, private organizations, other governments, or other funds. A description of the agency funds follows:

Undivided Taxes – This fund includes the collection and distribution of real estate, property, motor vehicle, and estate taxes.

Payroll and Benefit Revolving – This fund accounts for the collection and distribution of the employer and employee shares of all payroll taxes and other withholdings.

Other Agency Funds – This fund accounts for the collection and distribution of local government taxes levied and collected by the State of Ohio. Also included are the collection and distribution of moneys held by County agencies in outside bank accounts, moneys held outside of the County treasury by the courts, and all funds that are not part of the County's reporting entity, but for whom the County serves as fiscal agent.

FRANKLIN COUNTY, OHIO

Combining Statement of Changes in
Fiduciary Assets and Liabilities
Agency Funds
Year Ended December 31, 2006
(Amounts in 000's)

	Beginning Balance 01/01/06	Additions	Deductions	Ending Balance 12/31/06
UNDIVIDED TAXES				
Assets:				
Equity with County Treasurer	\$ 119,455	\$ 2,131,529	\$ 2,158,231	\$ 92,753
Cash and investments in segregated accounts	5,160	36,605	36,750	5,015
Property taxes receivable, net	1,368,275	1,427,934	1,368,275	1,427,934
Total assets	\$ 1,492,890	\$ 3,596,068	\$ 3,563,256	\$ 1,525,702
Liabilities:				
Undistributed assets	\$ 1,492,880	\$ 3,559,173	\$ 3,526,368	\$ 1,525,685
Deposits held and due to others	10	36,895	36,888	17
Total liabilities	\$ 1,492,890	\$ 3,596,068	\$ 3,563,256	\$ 1,525,702
PAYROLL AND BENEFIT REVOLVING FUND				
Assets:				
Equity with County Treasurer	\$ 9,873	\$ 322,304	\$ 321,848	\$ 10,329
Liabilities:				
Deposits held and due to others	\$ 9,873	\$ 322,304	\$ 321,848	\$ 10,329
OTHER AGENCY FUNDS				
Assets:				
Equity with County Treasurer	\$ 16,493	\$ 69,219	\$ 65,652	\$ 20,060
Cash and investments in segregated accounts	19,772	233,737	231,461	22,048
Due from other governments	2,650	-	2,650	-
Total assets	\$ 38,915	\$ 302,956	\$ 299,763	\$ 42,108
Liabilities:				
Deposits held and due to others	\$ 38,915	\$ 302,956	\$ 299,763	\$ 42,108
TOTAL ALL AGENCY FUNDS				
Assets:				
Equity with County Treasurer	\$ 145,821	\$ 2,523,052	\$ 2,545,731	\$ 123,142
Cash and investments in segregated accounts	24,932	270,342	268,211	27,063
Due from other governments	2,650	-	2,650	-
Property taxes receivable, net	1,368,275	1,427,934	1,368,275	1,427,934
Total assets	\$ 1,541,678	\$ 4,221,328	\$ 4,184,867	\$ 1,578,139
Liabilities:				
Undistributed assets	\$ 1,492,880	\$ 3,559,173	\$ 3,526,368	\$ 1,525,685
Deposits held and due to others	48,798	662,155	658,499	52,454
Total liabilities	\$ 1,541,678	\$ 4,221,328	\$ 4,184,867	\$ 1,578,139

COMPONENT UNITS

Component units are legally separate organizations for which the County is financially accountable.

ARC Industries, Incorporated, of Franklin County, Ohio (ARC Industries) – ARC Industries is a sheltered, not-for-profit workshop that enters into contracts with the business community to provide workers for various manufacturing and service industry jobs.

Veterans Memorial Hall – Veterans Memorial Hall was built to commemorate the services of all members and veterans of the United States armed forces and to provide a center for veterans' meetings and programs.

Franklin County Stadium, Inc. and Columbus Baseball Team, Inc. (Stadium and Team) – These two interrelated nonprofit corporations were organized under ORC Chapter 1702 to provide entertainment and recreation in the stadium for the benefit and general welfare of the County.

FRANKLIN COUNTY, OHIO
Combining Statement of Net Assets
Discretely Presented Component Units
Year Ended December 31, 2006
(Amounts in 000's)

	ARC Industries	Veterans Memorial Hall	Stadium and Team	Total
Assets:				
Cash, cash equivalents and investments in segregated accounts	\$ 6,110	\$ 284	\$ 2,546	\$ 8,940
Accounts receivable	838	65	16	919
Due from primary government	328	-	-	328
Inventories	51	-	109	160
Prepaid items	29	65	2,882	2,976
Depreciable capital assets	380	214	1,779	2,373
Total assets	7,736	628	7,332	15,696
Liabilities:				
Accrued wages	382	55	-	437
Accounts payable and other current liabilities	109	123	595	827
Unearned revenue	-	141	2,339	2,480
Advance from primary government	-	50	-	50
Long term liabilities:				
Due within one year	-	139	7	146
Due in more than one year	-	102	9	111
Total liabilities	491	610	2,950	4,051
Net assets:				
Invested in capital assets	380	214	1,779	2,373
Restricted for other purposes	117	-	-	117
Unrestricted	6,748	(196)	2,603	9,155
Total net assets	\$ 7,245	\$ 18	\$ 4,382	\$ 11,645

FRANKLIN COUNTY, OHIO
Combining Statement of Activities
Discretely Presented Component Units
Year Ended December 31, 2006
(Amounts in 000's)

	<u>Program Revenues</u>			<u>Net (Expense) Revenue and Changes in Net Assets</u>			
	<u>Expenses</u>	<u>Charges for Services</u>	<u>Operating Grants and Contributions</u>	<u>ARC Industries</u>	<u>Veterans Memorial Hall</u>	<u>Stadium and Team</u>	<u>Total</u>
Component units:							
ARC Industries:							
Health	\$ 7,557	\$ 6,471	\$ 1,134	\$ 48	\$ -	\$ -	\$ 48
Veterans Memorial Hall:							
Conservation and recreation	2,353	1,954	408	-	9	-	9
Stadium and Team:							
Conservation and recreation	4,758	4,059	-	-	-	(699)	(699)
Total component units	<u>\$ 14,668</u>	<u>\$ 12,484</u>	<u>\$ 1,542</u>	<u>48</u>	<u>9</u>	<u>(699)</u>	<u>(642)</u>
General revenues:							
Unrestricted investment earnings				347	1	277	625
Total general revenues				<u>347</u>	<u>1</u>	<u>277</u>	<u>625</u>
Change in net assets				395	10	(422)	(17)
Net assets - beginning (restated)				6,850	8	4,804	11,662
Net assets - ending				<u>\$ 7,245</u>	<u>\$ 18</u>	<u>\$ 4,382</u>	<u>\$ 11,645</u>



Statistical Section

FRANKLIN COUNTY, OHIO

Statistical Section

This part of Franklin County Ohio's comprehensive annual financial report presents detailed information as a context for understanding what the information in the financial statements, note disclosures, and required supplementary information says about the County's overall financial health.

Contents

Tables

Financial Trends

1-4

These schedules contain trend information to help the reader understand how the County's financial position has changed over time.

Revenue Capacity

5-12

These schedules contain information to help the reader understand and assess the factors' effect on the County's ability to generate its most significant local revenue sources, the property tax and the sales tax.

Debt Capacity

**13-16
and 21**

These schedules present information to help the reader assess the affordability of the County's current levels of outstanding debt and the county's ability to issue additional debt in the future.

Economic and Demographic Information

17-18

These schedules offer economic and demographic indicators to help the reader understand the environment within which the County's financial activities take place and to provide information that facilitates comparison of financial information over time and among governments.

Operating Information

19-20

These schedules contain service and infrastructure data to help the reader understand how the information in the County's financial report relates to the services the County provides and the activities it performs.

Sources: Unless otherwise noted, the information in these schedules is derived from the comprehensive annual financial reports for the relevant year. The County implemented GASB 34 in 2002; schedules presenting government-wide information include information beginning in that year.

FRANKLIN COUNTY, OHIO

Table 1

Net Assets by Component
(Accrual Basis of Accounting)
Last Five Years
(Amounts in 000's)

	<u>2002</u>	<u>2003</u>	<u>2004</u>	<u>2005</u>	<u>2006</u>
Governmental activities:					
Invested in capital assets, net of related debt	\$ 286,609	\$ 308,191	\$ 305,033	\$ 308,863	\$ 346,360
Restricted	304,501	340,080	311,997	343,785	372,210
Unrestricted	<u>140,326</u>	<u>120,336</u>	<u>98,002</u>	<u>119,627</u>	<u>194,269</u>
Total governmental activities net assets	<u>\$ 731,436</u>	<u>\$ 768,607</u>	<u>\$ 715,032</u>	<u>\$ 772,275</u>	<u>\$ 912,839</u>
Business-type activities:					
Invested in capital assets, net of related debt	\$ 8,175	\$ 9,626	\$ 14,712	\$ 16,520	\$ 18,674
Unrestricted	<u>4,186</u>	<u>5,067</u>	<u>6,033</u>	<u>5,578</u>	<u>5,961</u>
Total business-type activities net assets	<u>\$ 12,361</u>	<u>\$ 14,693</u>	<u>\$ 20,745</u>	<u>\$ 22,098</u>	<u>\$ 24,635</u>
Primary government:					
Invested in capital assets, net of related debt	\$ 294,784	\$ 317,817	\$ 319,745	\$ 325,383	\$ 365,034
Restricted	304,501	340,080	311,997	343,785	372,210
Unrestricted	<u>144,512</u>	<u>125,403</u>	<u>104,035</u>	<u>125,205</u>	<u>200,230</u>
Total primary government net assets	<u>\$ 743,797</u>	<u>\$ 783,300</u>	<u>\$ 735,777</u>	<u>\$ 794,373</u>	<u>\$ 937,474</u>

Note: Fiscal years 2002 - 2005 reflect reclassification and/or restatements.

FRANKLIN COUNTY, OHIO

Changes in Net Assets
(Accrual Basis of Accounting)
Last Five Years
(Amounts in 000's)

Table 2

	<u>2002</u>	<u>2003</u>	<u>2004</u>	<u>2005</u>	<u>2006</u>
Expenses:					
Governmental activities:					
General government	\$ 78,341	\$ 87,918	\$ 97,951	\$ 89,376	\$ 99,566
Judicial	61,743	63,326	63,848	64,428	65,470
Public safety	105,752	110,265	115,335	125,185	119,756
Human services	306,806	324,388	312,037	317,211	344,807
Health	256,547	251,971	308,096	291,569	304,339
Public works	21,744	27,067	41,027	41,313	33,679
Conservation and recreation	14,186	14,250	14,445	14,505	20,757
Community development	7,366	6,645	7,668	7,834	3,694
Interest and fiscal charges	8,065	8,091	6,383	5,553	6,845
Total governmental activities expenses	<u>860,550</u>	<u>893,921</u>	<u>966,790</u>	<u>956,974</u>	<u>998,913</u>
Business-type activities:					
Water and sewer	4,849	4,631	4,434	4,541	4,808
Parking facilities	1,779	1,733	1,670	1,891	1,990
Total business-type activities expenses	<u>6,628</u>	<u>6,364</u>	<u>6,104</u>	<u>6,432</u>	<u>6,798</u>
Total primary government expenses	<u>\$ 867,178</u>	<u>\$ 900,285</u>	<u>\$ 972,894</u>	<u>\$ 963,406</u>	<u>\$ 1,005,711</u>
Program revenues:					
Governmental activities:					
Charges for services:					
General government	\$ 57,808	\$ 60,953	\$ 54,265	\$ 58,691	\$ 62,586
Judicial	9,186	10,521	10,872	10,979	10,857
Public safety	21,573	20,545	20,714	21,603	22,772
Human services	6,479	7,510	9,302	8,932	7,847
Health	1,175	1,409	1,708	6,418	12,773
Public works	1,239	2,807	2,821	3,084	1,096
Community development	280	834	1,112	907	758
Operating grants and contributions	357,324	349,067	327,708	351,932	361,153
Capital grants and contributions	10,891	18,875	8,944	26,232	14,839
Total governmental activities program revenues	<u>465,955</u>	<u>472,521</u>	<u>437,446</u>	<u>488,778</u>	<u>494,681</u>
Business-type activities:					
Charges for services:					
Water and sewer	4,203	4,314	4,701	5,053	4,672
Parking facilities	2,278	2,289	2,512	2,718	3,334
Capital grants and contributions	442	45	3,568	45	1,329
Total business-type activities program revenues	<u>6,923</u>	<u>6,648</u>	<u>10,781</u>	<u>7,816</u>	<u>9,335</u>
Total primary government program revenues	<u>\$ 472,878</u>	<u>\$ 479,169</u>	<u>\$ 448,227</u>	<u>\$ 496,594</u>	<u>\$ 504,016</u>
Net program revenue (expense):					
Governmental activities net program expense	\$ (394,595)	\$ (421,400)	\$ (529,344)	\$ (468,196)	\$ (504,232)
Business-type activities net program revenue	295	284	4,677	1,384	2,537
Total primary government net program expense	<u>\$ (394,300)</u>	<u>\$ (421,116)</u>	<u>\$ (524,667)</u>	<u>\$ (466,812)</u>	<u>\$ (501,695)</u>

(Continued on next page)

FRANKLIN COUNTY, OHIO

Table 2

Changes in Net Assets
(Accrual Basis of Accounting)
Last Five Years (Continued)
(Amounts in 000's)

	<u>2002</u>	<u>2003</u>	<u>2004</u>	<u>2005</u>	<u>2006</u>
General revenues and other changes in net assets:					
Governmental activities:					
Property taxes	\$ 284,070	\$ 302,419	\$ 313,562	\$ 337,991	\$ 360,173
Sales taxes	79,423	82,728	85,718	105,886	175,343
Grants not restricted to specific programs	62,398	66,242	66,358	63,506	72,791
Unrestricted investment earnings	25,438	9,219	11,506	18,025	36,489
Loss on sale of assets	(684)	-	-	-	-
Special item	(41,363)	-	-	-	-
Transfers in (out)	(200)	(2,037)	(1,375)	31	-
Total governmental activities general revenues and other changes in net assets	<u>409,082</u>	<u>458,571</u>	<u>475,769</u>	<u>525,439</u>	<u>644,796</u>
Business-type activities:					
Gain on sale of assets	-	11	-	-	-
Transfers in (out)	200	2,037	1,375	(31)	-
Total business-type activities general revenues and other changes in net assets	<u>200</u>	<u>2,048</u>	<u>1,375</u>	<u>(31)</u>	<u>-</u>
Total primary government general revenues and other changes in net assets	<u>\$ 409,282</u>	<u>\$ 460,619</u>	<u>\$ 477,144</u>	<u>\$ 525,408</u>	<u>\$ 644,796</u>
Total change in net assets:					
Governmental activities change in net assets	\$ 14,487	\$ 37,171	\$ (53,575)	\$ 57,243	\$ 140,564
Business-type activities change in net assets	495	2,332	6,052	1,353	2,537
Total primary government change in net assets	<u>\$ 14,982</u>	<u>\$ 39,503</u>	<u>\$ (47,523)</u>	<u>\$ 58,596</u>	<u>\$ 143,101</u>

Note: Fiscal years 2002 - 2005 reflect reclassifications and/or restatements.

FRANKLIN COUNTY, OHIO
Fund Balances, Governmental Funds
(Modified Accrual Basis of Accounting)
Last Ten Years
(Amounts in 000's)

Table 3

	<u>1997</u>	<u>1998</u>	<u>1999</u>	<u>2000</u>
General fund:				
Reserved	\$ 28,689	\$ 31,541	\$ 34,235	\$ 37,341
Unreserved	74,008	95,394	81,619	130,411
Total general fund	<u>102,697</u>	<u>126,935</u>	<u>115,854</u>	<u>167,752</u>
All other governmental funds:				
Reserved	32,762	33,079	37,593	42,128
Unreserved, reported in:				
Special revenue funds	80,617	83,405	108,892	165,357
Debt service fund	721	239	117	88
Capital projects fund	15,200	9,233	32,897	19,402
Total all other governmental funds	<u>129,300</u>	<u>125,956</u>	<u>179,499</u>	<u>226,975</u>
Total governmental funds	<u>\$ 231,997</u>	<u>\$ 252,891</u>	<u>\$ 295,353</u>	<u>\$ 394,727</u>

(Continued on next page)

Note: Fiscal years 1997 - 2005 reflect reclassifications and/or restatements.

FRANKLIN COUNTY, OHIO
Fund Balances, Governmental Funds
(Modified Accrual Basis of Accounting)
Last Ten Years (Continued)
(Amounts in 000's)

Table 3

	<u>2001</u>	<u>2002</u>	<u>2003</u>	<u>2004</u>	<u>2005</u>	<u>2006</u>
General fund:						
Reserved	\$ 41,423	\$ 1,843	\$ 2,636	\$ 3,154	\$ 2,376	\$ 4,246
Unreserved	<u>147,498</u>	<u>135,663</u>	<u>117,294</u>	<u>90,037</u>	<u>79,201</u>	<u>169,574</u>
Total general fund	<u>188,921</u>	<u>137,506</u>	<u>119,930</u>	<u>93,191</u>	<u>81,577</u>	<u>173,820</u>
All other governmental funds:						
Reserved	31,835	18,953	20,940	18,959	17,225	15,421
Unreserved, reported in:						
Special revenue funds	184,698	230,592	246,575	211,540	258,138	294,466
Debt service fund	1	-	30	29	30	41
Capital projects fund	<u>5,634</u>	<u>7,237</u>	<u>8,830</u>	<u>4,786</u>	<u>6,273</u>	<u>(9,295)</u>
Total all other governmental funds	<u>222,168</u>	<u>256,782</u>	<u>276,375</u>	<u>235,314</u>	<u>281,666</u>	<u>300,633</u>
Total governmental funds	<u>\$ 411,089</u>	<u>\$ 394,288</u>	<u>\$ 396,305</u>	<u>\$ 328,505</u>	<u>\$ 363,243</u>	<u>\$ 474,453</u>

Note: Fiscal years 1997 - 2005 reflect reclassifications and/or restatements.

FRANKLIN COUNTY, OHIO
 Changes in Fund Balances, Governmental Funds
 (Modified Accrual Basis of Accounting)
 Last Ten Years
 (Amounts in 000's)

Table 4

	<u>1997</u>	<u>1998</u>	<u>1999</u>	<u>2000</u>
Revenues:				
Sales tax	\$ 68,560	\$ 72,262	\$ 79,030	\$ 82,901
Real and other taxes	181,587	211,736	253,438	277,827
Licenses and permits	1,255	1,526	1,223	1,426
Fees and charges for services	36,995	57,167	55,574	57,775
Fines and forfeitures	1,540	1,325	1,568	1,401
Intergovernmental	249,371	305,679	348,060	365,968
Investment income	21,626	23,954	20,448	42,340
Other	19,307	18,619	15,507	19,986
Total revenues	<u>580,241</u>	<u>692,268</u>	<u>774,848</u>	<u>849,624</u>
Expenditures:				
Current:				
General government	60,674	82,886	67,445	64,071
Judicial	32,895	34,271	43,730	46,607
Public safety	62,314	66,837	72,008	80,082
Human services	183,783	206,651	231,603	252,770
Health	149,347	200,708	246,294	238,555
Public works	35,205	34,229	34,395	34,110
Conservation and recreation	13,498	12,426	12,898	13,191
Community development	2,993	2,220	3,262	2,992
Capital outlays	8,339	6,894	12,623	19,795
Debt service:				
Principal retirement	6,727	8,148	7,991	7,629
Interest and fiscal charges	10,635	11,020	9,879	9,703
Intergovernmental grants	1,161	3,433	3,286	2,902
Total expenditures	<u>567,571</u>	<u>669,723</u>	<u>745,414</u>	<u>772,407</u>
Excess (deficiency) of revenues over (under) expenditures	<u>12,670</u>	<u>22,545</u>	<u>29,434</u>	<u>77,217</u>
	<u>1997</u>	<u>1998</u>	<u>1999</u>	<u>2000</u>
Other financing sources (uses):				
Transfers in	21,396	21,536	58,891	38,906
Transfers out	(21,318)	(21,462)	(58,821)	(38,843)
Proceeds of bonds and notes	24,750	-	255	1,942
Capital leases	668	69	459	711
Sale of capital assets	326	223	183	432
Total other financing sources (uses)	<u>25,822</u>	<u>366</u>	<u>967</u>	<u>3,148</u>
Special item - uncollectible receivable	<u>(30,413)</u>	<u>-</u>	<u>-</u>	<u>-</u>
Net change in fund balances	<u>\$ 8,079</u>	<u>\$ 22,911</u>	<u>\$ 30,401</u>	<u>\$ 80,365</u>
Debt service as a percentage of non capital expenditures	3.10%	2.89%	2.44%	2.30%

Note: Fiscal years 1997 - 2005 reflect reclassifications and/or restatements.

(Continued on next page)

FRANKLIN COUNTY, OHIO
 Changes in Fund Balances, Governmental Funds
 (Modified Accrual Basis of Accounting)
 Last Ten Years (Continued)
 (Amounts in 000's)

Table 4

	<u>2001</u>	<u>2002</u>	<u>2003</u>	<u>2004</u>	<u>2005</u>	<u>2006</u>
Revenues:						
Sales tax	\$ 81,139	\$ 79,622	\$ 81,682	\$ 85,588	\$ 97,633	\$ 172,866
Real and other taxes	285,376	289,733	310,675	315,533	333,844	365,863
Licenses and permits	1,112	1,273	1,396	1,535	1,606	1,978
Fees and charges for services	63,915	73,634	77,774	66,936	88,165	85,914
Fines and forfeitures	1,552	1,655	1,852	2,286	2,522	2,818
Intergovernmental	384,419	418,617	411,993	391,599	440,588	444,850
Investment income	43,570	24,697	12,523	11,033	17,006	35,709
Other	20,560	19,112	23,114	21,705	20,515	28,221
Total revenues	<u>881,643</u>	<u>908,343</u>	<u>921,009</u>	<u>896,215</u>	<u>1,001,879</u>	<u>1,138,219</u>
Expenditures:						
Current:						
General government	73,819	70,907	76,651	83,267	78,583	90,239
Judicial	53,979	58,561	62,662	63,260	64,203	64,291
Public safety	88,014	100,410	104,804	112,000	114,260	109,636
Human services	307,487	306,802	324,661	312,418	318,665	346,007
Health	257,707	254,013	251,131	306,618	292,420	302,142
Public works	31,365	38,483	47,945	37,413	38,691	40,016
Conservation and recreation	13,602	13,959	14,023	14,218	14,278	19,660
Community development	3,058	6,557	5,489	6,528	5,510	2,200
Capital outlays	23,037	13,578	5,407	3,884	26,102	21,680
Debt service:						
Principal retirement	7,778	7,616	8,992	9,096	9,636	9,833
Interest and fiscal charges	8,607	8,096	8,185	6,952	6,169	7,112
Intergovernmental grants	2,040	5,346	7,753	7,753	16,550	16,274
Total expenditures	<u>870,493</u>	<u>884,328</u>	<u>917,703</u>	<u>963,407</u>	<u>985,067</u>	<u>1,029,090</u>
Excess (deficiency) of revenues over (under) expenditures	<u>11,150</u>	<u>24,015</u>	<u>3,306</u>	<u>(67,192)</u>	<u>16,812</u>	<u>109,129</u>
	<u>2001</u>	<u>2002</u>	<u>2003</u>	<u>2004</u>	<u>2005</u>	
Other financing sources (uses):						
Transfers in	31,433	37,477	31,327	25,089	44,788	28,532
Transfers out	(31,951)	(37,677)	(33,364)	(26,464)	(44,757)	(28,532)
Proceeds of bonds and notes	-	734	599	-	16,703	1,300
Capital leases	735	306	707	304	347	168
Sale of capital assets	150	347	581	463	845	613
Total other financing sources (uses)	<u>367</u>	<u>1,187</u>	<u>(150)</u>	<u>(608)</u>	<u>17,926</u>	<u>2,081</u>
Special item - uncollectible receivable	-	(41,363)	-	-	-	-
Net change in fund balances	<u>\$ 11,517</u>	<u>\$ (16,161)</u>	<u>\$ 3,156</u>	<u>\$ (67,800)</u>	<u>\$ 34,738</u>	<u>\$ 111,210</u>
Debt service as a percentage of non capital expenditures	1.93%	1.80%	1.88%	1.72%	1.69%	1.73%

Note: Fiscal years 1997 - 2005 reflect reclassifications and/or restatements.

FRANKLIN COUNTY, OHIO
 Assessed and Estimated Actual Value of Taxable Property
 Last Ten Years
 (Amounts in 000's)

Table 5

Tax Year	Real Property		Personal Property	
	Assessed Value ¹	Estimated Actual Value	Assessed Value	Estimated Actual Value
1997	\$ 14,737,666	\$ 42,107,617	\$ 2,256,250	² \$ 9,025,000
1998	15,360,595	43,887,414	2,319,124	² 9,276,496
1999	17,689,287	50,540,820	2,383,642	² 9,534,568
2000	18,204,578	52,013,080	2,553,204	² 10,212,816
2001	18,749,004	53,568,583	2,579,141	² 10,316,564
2002	21,246,923	60,705,494	2,695,271	² 10,781,084
2003	21,760,810	62,173,743	2,222,664	³ 9,261,100
2004	22,266,430	63,618,371	2,148,071	⁴ 8,950,296
2005	25,818,193	73,766,266	1,564,678	⁵ 8,344,949
2006	26,439,904	75,542,582	1,117,739	⁶ 8,941,917

Source: Franklin County Auditor's Office.

(Continued on next page)

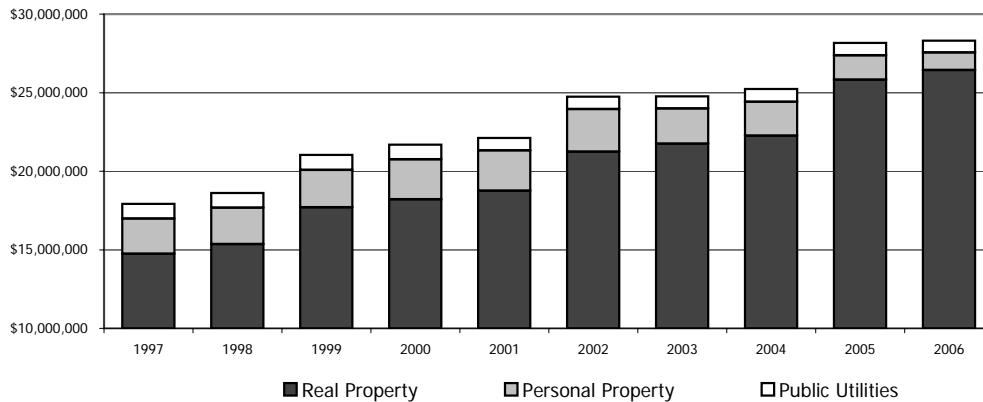
- Notes:
- ¹Assessed value = 35% of estimated actual value.
 - ²Assessed value = 25% of estimated actual value.
 - ³Assessed value = 25% of estimated actual value, except on inventories for which assessed value = 23% of estimated actual value.
 - ⁴Assessed value = 24% of estimated actual value.
 - ⁵Assessed value = 18.75% of estimated actual value.
 - ⁶Assessed value = 12.50% of estimated actual value.
 - ⁷Assessment percentage varies depending on type of utility (electric, telecommunication and gas).

FRANKLIN COUNTY, OHIO
 Assessed and Estimated Actual Value of Taxable Property
 Last Ten Years (Continued)
 (Amounts in 000's)

Table 5

Tax Year	Public Utilities		Total		Ratio
	Assessed Value ⁷	Estimated Actual Value	Assessed Value	Estimated Actual Value	
1997	\$ 922,373	\$ 2,635,351	\$ 17,916,289	\$ 53,767,968	33.3%
1998	927,986	2,651,389	18,607,705	55,815,299	33.3%
1999	959,182	2,740,520	21,032,111	62,815,908	33.5%
2000	940,870	2,688,200	21,698,652	64,914,096	33.4%
2001	783,268	2,237,909	22,111,413	66,123,056	33.4%
2002	801,985	2,291,386	24,744,179	73,777,964	33.5%
2003	788,157	2,251,877	24,771,631	73,686,720	33.6%
2004	818,179	2,337,654	25,232,680	74,906,322	33.7%
2005	785,224	2,243,497	28,168,095	84,354,712	34.1%
2006	745,706	2,130,589	28,303,349	86,615,088	32.7%

ASSESSED VALUE OF TAXABLE PROPERTY



FRANKLIN COUNTY, OHIO
 Real Property Value and Construction
 Last Ten Years
 (Amounts in 000's)

Table 6

Tax Year	New Construction			Real Property Value		
	Agricultural/ Residential	Commercial/ Industrial	Total New Construction	Agricultural/ Residential ¹	Commercial/ Industrial ¹	Tax-Exempt ²
1997	\$ 666,894	\$ 380,648	\$ 1,047,542	\$ 28,044,905	\$ 14,350,657	\$ 8,823,683
1998	720,208	496,006	1,216,214	28,689,247	15,198,168	8,848,304
1999	778,365	593,507	1,371,872	33,483,819	17,028,093	9,898,872
2000	739,535	596,765	1,336,300	34,413,861	17,567,667	10,843,918
2001	755,688	553,429	1,309,117	35,350,784	18,196,506	11,599,142
2002	902,251	494,123	1,396,374	40,890,417	19,815,076	13,178,663
2003	995,854	375,633	1,371,487	42,097,663	20,076,080	13,498,844
2004	1,061,898	436,245	1,498,143	43,358,683	20,259,686	14,034,765
2005	1,201,420	601,435	1,802,855	52,467,877	21,298,388	16,062,632
2006	1,091,652	651,470	1,743,122	53,700,901	21,817,134	16,380,748

Source: Franklin County Auditor's Office.

Notes: All are appraised values.

¹Prior to any value or class adjustment (e.g., homestead, current agricultural use valuation)

²Includes abated values.

FRANKLIN COUNTY, OHIO
Property Taxes on a \$100,000
Owner-Occupied Home or a Business
City of Columbus / Columbus School District
December 31, 2006

Table 7

Real estate taxes help finance your school district, your city, village or township, your public library, your parks and zoo, and various County services. The schedule below reflects how property taxes would be distributed for a home or business that has an appraised value of \$100,000 located in the City of Columbus and the Columbus City School District, based on tax year 2006 rates to be distributed in calendar year 2007.

<u>Tax Recipient</u>	<u>Home</u>	<u>Business</u>
Columbus City Schools	\$ 994.33	\$ 1,611.12
Board of MR&DD	139.59	207.26
Children Services	111.02	156.57
City of Columbus	96.16	109.90
ADAMH Board	67.23	77.00
County General Fund	45.02	51.45
Columbus Public Library	22.98	41.07
Office on Aging	19.36	27.32
Zoological Park	19.55	25.29
Metro Parks	12.74	19.08
Total	<u>\$ 1,527.98</u>	<u>\$ 2,326.06</u>

Source: Franklin County Auditors Office

FRANKLIN COUNTY, OHIO
Property Tax Rates - Direct and Overlapping Governments
(Per \$1,000 of Assessed Value)
Last Ten Years

Table 8

County:	<u>1997</u>	<u>1998</u>	<u>1999</u>	<u>2000</u>	<u>2001</u>
General Fund	\$ 1.47	\$ 1.47	\$ 1.47	\$ 1.47	\$ 1.47
Children Services	4.25	4.25	4.25	4.25	4.25
ADAMH Board	2.20	2.20	2.20	2.20	2.20
MR & DD	5.15	7.47	7.47	7.47	7.47
Zoological Park	0.75	0.75	0.75	0.75	0.75
Office on Aging	0.85	0.85	0.85	0.85	0.85
Total County rates	<u>\$ 14.67</u>	<u>\$ 16.99</u>	<u>\$ 16.99</u>	<u>\$ 16.99</u>	<u>\$ 16.99</u>
School districts:					
Bexley	\$ 91.92	\$ 98.10	\$ 97.73	\$ 111.08	\$ 111.10
Canal Winchester	56.46	55.86	55.91	55.91	62.80
Columbus	58.04	57.95	57.57	57.37	57.37
Dublin	57.90	65.50	65.22	65.22	65.22
Gahanna-Jefferson	54.69	62.09	61.35	61.21	61.24
Grandview Heights	75.53	82.32	81.82	81.97	82.17
Groveport-Madison	56.85	56.33	55.40	55.05	54.50
Hamilton	47.20	47.13	47.09	54.10	54.11
Hilliard	59.96	59.71	59.71	65.61	65.61
Plain	50.45	49.34	47.46	52.17	52.03
Reynoldsburg	55.30	55.12	55.49	55.39	55.28
South-Western	52.30	57.18	56.97	56.97	56.61
Upper Arlington	77.86	84.03	83.95	83.32	89.52
Westerville	61.32	61.15	59.66	63.50	63.40
Whitehall	65.61	65.61	65.49	65.52	65.49
Worthington	73.66	73.66	72.65	72.60	78.38
School districts (out-of-County):					
Jonathan Alder	\$ 40.10	\$ 40.10	\$ 40.10	\$ 40.10	\$ 40.10
Licking Heights	40.70	40.10	39.60	48.50	48.10
Madison-Plains	36.40	35.45	35.45	35.45	35.45
Olentangy	42.84	41.57	49.77	49.80	49.80
Pickerington	68.96	66.36	66.36	70.30	70.10
Teays Valley	25.00	25.00	31.60	31.60	31.60
Joint vocational school districts:					
Central Ohio	\$ 1.60	\$ 1.60	\$ 1.60	\$ 1.10	\$ 1.10
Delaware County	3.40	3.40	3.40	3.40	3.20
Eastland	1.20	2.00	2.00	2.00	2.00
Licking County	2.00	2.00	2.00	2.00	2.00

Source: Franklin County Auditor's Office.

(Continued on next page)

FRANKLIN COUNTY, OHIO

Table 8

Property Tax Rates - Direct and Overlapping Governments (Continued)
 (Per \$1,000 of Assessed Value)
 Last Ten Years

	<u>2002</u>	<u>2003</u>	<u>2004</u>	<u>2005</u>	<u>2006</u>
County:					
General Fund	\$ 1.47	\$ 1.47	\$ 1.47	\$ 1.47	\$ 1.47
Children Services	4.25	4.25	5.05	5.05	5.05
ADAMH Board	2.20	2.20	2.20	2.20	2.20
MR & DD	7.47	7.47	7.47	7.47	7.47
Zoological Park	0.75	0.75	0.75	0.75	0.75
Office on Aging	0.85	0.85	0.85	0.85	0.85
Total County rates	\$ 16.99	\$ 16.99	\$ 17.79	\$ 17.79	\$ 17.79
School districts:					
Bexley	\$ 109.72	\$ 113.00	\$ 109.50	\$ 108.45	\$ 108.30
Canal Winchester	61.20	61.05	61.00	61.25	61.25
Columbus	58.80	59.18	67.65	66.47	67.65
Dublin	64.60	64.60	64.60	72.50	72.50
Gahanna-Jefferson	60.90	61.19	60.14	59.24	66.95
Grandview Heights	92.12	92.33	92.45	101.28	100.50
Groveport-Madison	53.78	53.88	53.36	52.60	52.75
Hamilton	53.75	53.65	53.43	55.57	55.15
Hilliard	64.44	64.44	74.40	73.14	75.89
Plain	50.17	59.19	58.10	56.16	65.16
Reynoldsburg	58.20	58.21	59.63	59.30	59.30
South-Western	56.44	56.43	55.23	64.67	64.55
Upper Arlington	89.15	89.11	96.24	95.88	95.88
Westerville	63.20	63.20	68.01	67.31	72.50
Whitehall	65.40	65.40	65.40	65.33	65.45
Worthington	77.88	77.71	84.56	83.23	83.23
School districts (out-of-County):					
Jonathan Alder	\$ 49.00	\$ 48.60	\$ 48.10	\$ 38.60	\$ 38.10
Licking Heights	47.53	47.52	47.52	48.50	48.52
Madison-Plains	35.45	40.45	40.45	48.45	48.45
Olentangy	50.56	50.50	61.00	62.00	62.00
Pickerington	70.10	78.00	77.50	77.05	80.75
Teays Valley	31.60	31.60	31.60	31.20	34.10
Joint vocational school districts:					
Central Ohio	\$ 0.50	\$ 0.50	\$ 0.50	\$ 0.50	\$ 1.30
Delaware County	3.20	3.20	3.20	3.20	3.20
Eastland	2.00	2.00	2.00	2.00	2.00
Licking County	3.00	2.80	3.00	3.00	3.00

Source: Franklin County Auditor's Office.

(Continued on next page)

FRANKLIN COUNTY, OHIO

Table 8

Property Tax Rates - Direct and Overlapping Governments (Continued)
 (Per \$1,000 of Assessed Value)
 Last Ten Years

	<u>1997</u>	<u>1998</u>	<u>1999</u>	<u>2000</u>	<u>2001</u>
Corporations:					
Bexley	\$ 5.35	\$ 5.35	\$ 5.35	\$ 5.35	\$ 5.35
Brice	3.20	3.20	3.20	3.20	3.20
Canal Winchester	2.00	2.00	2.00	2.00	2.00
Columbus	3.14	3.14	3.14	3.14	3.14
Dublin	2.97	2.97	2.97	2.97	2.97
Gahanna	2.40	2.40	2.40	2.40	2.40
Grandview Heights	9.30	10.70	10.70	10.70	10.70
Grove City	4.80	4.70	4.60	4.50	4.40
Groveport	1.40	1.40	1.40	1.40	1.40
Harrisburg	5.00	1.00	1.00	1.00	1.00
Hilliard	1.60	1.60	1.60	1.60	1.60
Lockbourne	2.50	2.50	2.50	2.50	2.50
Marble Cliff	0.35	0.35	0.35	0.35	0.35
Minerva Park	15.10	16.31	12.32	16.32	16.32
New Albany	1.71	1.70	1.57	1.23	1.72
New Rome	1.20	1.20	1.20	1.20	1.20
Obetz	1.70	1.70	1.70	1.70	1.70
Pickerington	7.80	7.80	7.80	7.80	7.80
Reynoldsburg	0.78	0.77	0.76	0.76	0.70
Riverlea	6.00	6.00	6.00	6.00	6.00
Upper Arlington	6.84	6.42	6.39	6.39	6.76
Urbancrest	5.60	5.60	0.60	0.60	0.60
Valleyview	24.53	24.53	24.53	24.53	24.53
Westerville	14.69	14.65	14.57	14.54	14.50
Whitehall	1.50	1.50	1.50	1.50	1.50
Worthington	3.00	3.00	3.00	3.00	3.00
Townships:					
Blendon	\$ 22.60	\$ 22.43	\$ 22.41	\$ 22.16	\$ 22.00
Brown	9.60	9.60	9.60	9.60	9.60
Clinton	25.64	25.64	25.64	25.64	25.64
Franklin	13.05	13.05	13.05	13.05	13.05
Hamilton	14.55	14.55	15.05	15.55	15.80
Jackson	20.20	20.20	20.20	20.20	20.20
Jefferson	9.85	10.82	10.59	10.53	10.50
Madison	21.80	21.80	21.80	21.80	21.80
Mifflin	20.80	20.80	20.80	21.80	21.80
Norwich	12.80	18.80	18.80	18.80	18.80
Perry	23.80	23.80	23.80	20.50	23.80
Plain	9.42	9.34	10.72	13.58	13.52
Pleasant	16.20	16.20	16.20	16.20	16.20
Prairie	14.20	14.20	14.20	14.20	14.20
Sharon	13.10	13.10	19.10	19.08	19.00
Truro	12.65	12.65	12.65	12.65	12.65
Washington	18.52	18.51	20.01	20.00	20.00
Other units:					
Columbus Metropolitan Library	\$ 2.20	\$ 2.20	\$ 2.20	\$ 2.20	\$ 2.20
Grandview Heights Public Library	4.70	4.70	4.70	4.70	4.70
Delaware County District Library	0.31	0.29	0.24	0.19	0.18
Metropolitan Park District	0.55	0.55	0.65	0.65	0.65
New Albany-Plain Park District**	-	-	-	0.75	0.75
Upper Arlington Public Library	1.00	1.00	1.00	1.00	1.00
Westerville Public Library***	-	-	-	-	-
Worthington Public Library	2.20	2.20	2.20	2.20	2.20

** Effective 2000
 *** Effective 2002

(Continued on next page)

FRANKLIN COUNTY, OHIO

Table 8

Property Tax Rates - Direct and Overlapping Governments (Continued)
(Per \$1,000 of Assessed Value)
Last Ten Years

	<u>2002</u>	<u>2003</u>	<u>2004</u>	<u>2005</u>	<u>2006</u>
Corporations:					
Bexley	\$ 7.85	\$ 7.85	\$ 7.85	\$ 7.85	\$ 7.85
Brice	3.20	3.20	3.20	3.20	3.20
Canal Winchester	2.00	2.00	2.00	2.00	2.00
Columbus	3.14	3.14	3.14	3.14	3.14
Dublin	2.97	2.96	2.96	2.95	2.95
Gahanna	2.40	2.40	2.40	2.40	2.40
Grandview Heights	10.70	10.70	10.70	10.70	10.70
Grove City	4.30	4.20	4.20	4.20	3.70
Groveport	1.40	1.40	1.40	1.40	1.40
Harrisburg	1.00	1.00	1.00	1.00	1.00
Hilliard	1.60	1.60	1.60	1.60	1.60
Lockbourne	2.50	2.50	2.50	2.50	2.50
Marble Cliff	0.35	0.35	0.35	0.35	0.35
Minerva Park	16.13	16.13	16.08	16.09	16.09
New Albany	1.73	1.94	1.94	1.94	1.94
New Rome	1.20	-	-	-	-
Obetz	1.70	1.70	1.70	1.70	1.70
Pickerington	7.80	7.80	7.80	7.80	7.80
Reynoldsburg	0.70	0.70	0.70	0.70	0.70
Riverlea	6.00	6.00	6.00	6.50	6.50
Upper Arlington	6.86	6.86	6.85	6.74	6.64
Urbancrest	0.60	0.60	0.60	0.60	0.60
Valleyview	24.53	24.53	24.53	24.53	22.53
Westerville	17.85	18.06	17.95	17.97	17.60
Whitehall	1.50	1.50	1.50	1.50	1.50
Worthington	3.00	3.00	3.00	3.00	5.00
Townships:					
Blendon	\$ 25.40	\$ 25.07	\$ 25.05	\$ 25.02	\$ 26.55
Brown	9.60	9.60	12.80	12.80	12.80
Clinton	25.64	25.64	25.64	25.64	31.14
Franklin	13.05	13.05	18.05	18.05	21.31
Hamilton	15.80	15.80	15.80	15.80	15.80
Jackson	20.20	20.20	20.20	20.20	20.20
Jefferson	10.37	10.37	10.28	10.21	10.09
Madison	21.80	21.80	21.80	21.80	21.80
Mifflin	21.80	21.80	22.80	22.80	22.80
Norwich	21.60	21.60	21.60	21.60	21.60
Perry	23.80	20.40	18.40	18.40	21.20
Plain	13.43	13.12	13.37	13.27	13.15
Pleasant	16.20	18.70	18.70	18.70	18.70
Prairie	14.20	14.20	14.20	14.20	18.20
Sharon	23.50	23.50	23.50	23.50	23.50
Truro	16.65	16.65	16.65	16.65	16.65
Washington	20.00	20.00	19.99	19.99	19.95
Other units:					
Columbus Metropolitan Library	\$ 2.20	\$ 2.20	\$ 2.20	\$ 2.20	\$ 2.20
Grandview Heights Public Library	4.70	4.70	4.70	4.70	4.70
Delaware County District Library	0.15	0.12	0.09	0.08	0.07
Metropolitan Park District	0.65	0.65	0.65	0.65	0.65
New Albany-Plain Park District**	0.75	1.27	1.87	1.72	1.72
Upper Arlington Public Library	2.00	2.00	2.00	2.00	2.00
Westerville Public Library***	0.80	0.80	0.80	0.80	0.80
Worthington Public Library	2.20	2.20	2.20	4.80	4.80
** Effective 2000					
*** Effective 2002					

FRANKLIN COUNTY, OHIO
Principal Property Taxpayers
December 31, 2006 and December 31, 1997
(Amounts in 000's)

Table 9

2006				
Taxpayer	Assessed Valuation	Rank	Percent of Total	Rank in 1997
Public utilities:				
Columbus Southern Power Company	\$ 412,497	1	1.46%	1
Ohio Bell Telephone Company	121,151	2	0.43%	2
Columbia Gas of Ohio Inc.	61,543	3	0.22%	3
New Par	51,478	4	0.18%	-
Real estate:				
Nationwide Mutual Insurance Company	91,486	1	0.32%	1
Distribution Land Corp.	70,123	2	0.25%	7
Huntington Center Associates	58,100	3	0.21%	2
Duke Realty LP	48,833	4	0.17%	5
New Albany Company	47,644	5	0.17%	4
OhioHealth Corp	40,653	6	0.14%	-
M/I Homes of Central Ohio	29,036	7	0.10%	-
American Electric Power	25,815	8	0.09%	3
Eastrich No. 167 Corp.	23,655	9	0.08%	-
Equitable Life Assurance	23,482	10	0.08%	-
Tangible personal property:¹				
Anheuser Busch Inc.	35,852	1	0.13%	4
Sears Roebuck & Company	21,618	2	0.08%	-
WalMart Stores East, LP	18,414	3	0.07%	-
Abbott Laboratories	16,687	4	0.06%	7
Kroger Company	13,724	5	0.05%	9
Medco Health Solutions Inc	11,935	6	0.04%	-
Lucent Technologies Inc.	11,832	7	0.04%	1
Time Warner Entertainment Company LP	10,007	8	0.04%	-
Big Lots Stores Inc	9,076	9	0.03%	-
Masterfood USA	9,023	10	0.03%	-
All others	<u>27,039,685</u>		<u>95.54%</u>	
Total	<u><u>\$ 28,303,349</u></u>		<u><u>100.00%</u></u>	

Source: Franklin County Auditor's Office

¹ The State of Ohio has legislated the phase out of tangible personal property tax over three years. To reflect this phase out, the assessed valuation listed above for tangible personal property is 67% of the 2006 actual assessed valuation.

(Continued on next page)

FRANKLIN COUNTY, OHIO
Principal Property Taxpayers (Continued)
December 31, 2006 and December 31, 1997
(Amounts in 000's)

Table 9

1997			
Taxpayer	Assessed Valuation	Rank	Percent of Total
Public utilities:			
Columbus Southern Power Company	\$ 407,451	1	2.27%
Ohio Bell Telephone Company	269,669	2	1.51%
Columbia Gas of Ohio Inc.	167,795	3	0.94%
Columbus Cellular Telephone Company	19,456	4	0.11%
Real estate:			
Nationwide Mutual Insurance Company	96,080	1	0.54%
Huntington Center Associates	50,232	2	0.28%
American Electric Power Service	34,241	3	0.19%
New Albany Company	31,131	4	0.17%
Duke Realty LP	29,660	5	0.17%
Asociated Estates Realty Corp.	28,709	6	0.16%
Distribution Land Corp.	26,978	7	0.15%
State Teachers Retirement Board of Ohio	24,762	8	0.14%
Donald R. Kenney TR	22,059	9	0.12%
SFERS Real Estate K L P	21,322	10	0.12%
Tangible personal property:			
Lucent Technonogies Inc.	86,487	1	0.48%
IBM Credit Corporation	58,783	2	0.33%
Compuserve Inc.	47,215	3	0.26%
Anheuser Busch Inc.	40,409	4	0.23%
Banc One Corporation	31,525	5	0.18%
Penn Traffic Company	29,344	6	0.16%
Abbott Laboratories	27,648	7	0.15%
Techneglas Inc.	27,061	8	0.15%
Kroger Company	25,189	9	0.14%
J.C. Penney Company Inc.	24,259	10	0.14%
All others	<u>16,288,824</u>		<u>90.92%</u>
Total	<u><u>\$ 17,916,289</u></u>		<u><u>100.00%</u></u>

FRANKLIN COUNTY, OHIO
 Property Tax Levies and Collections
 Last Ten Years
 (Amounts in 000's)

Table 10

<u>Fiscal Year</u>	<u>Equalized Tax Levy¹</u>	<u>Current Tax Collections²</u>	<u>Percent of Levy Collected</u>	<u>Delinquent Tax Collections</u>
1997	\$ 219,316	\$ 213,914	97.5%	\$ 6,738
1998	228,439	223,748	97.9%	8,153
1999	279,715	273,824	97.9%	8,757
2000	304,051	295,269	97.1%	7,628
2001	314,141	301,641	96.0%	10,548
2002	319,340	302,203	94.6%	13,132
2003	342,578	324,408	94.7%	14,637
2004	346,556	326,932	94.3%	16,739
2005	380,805	358,907	94.2%	13,005
2006	389,647	362,824	93.1%	14,908

(Continued on next page)

Source: Franklin County Auditor's Office.

- Notes:
- ¹Levy before adjustment for exempt valuation.
 - ²Current tax collections include state reimbursement for homestead/roll-back.
 - ³Total tax collections include state reimbursement for homestead/roll-back.

FRANKLIN COUNTY, OHIO
Property Tax Levies and Collections
Last Ten Years (Continued)
(Amounts in 000's)

Table 10

<u>Fiscal Year</u>	<u>Total Tax Collections³</u>	<u>Percent of Total Collections to Levy</u>	<u>Outstanding Delinquent Taxes</u>	<u>Outstanding Delinquent Taxes to Levy</u>
1997	\$ 220,652	100.6%	\$ 13,351	6.1%
1998	231,901	101.5%	13,881	6.1%
1999	282,581	101.0%	17,723	6.3%
2000	302,897	99.6%	22,582	7.4%
2001	312,189	99.4%	27,843	8.9%
2002	315,335	98.7%	28,615	9.0%
2003	339,045	99.0%	29,103	8.5%
2004	343,671	99.2%	23,635	6.8%
2005	371,912	97.7%	25,711	6.8%
2006	377,732	96.9%	29,600	7.6%

Source: Franklin County Auditor's Office.

Notes: ¹Levy before adjustment for exempt valuation.
²Current tax collections include state reimbursement for homestead/roll-back.
³Total tax collections include state reimbursement for homestead/roll-back.

FRANKLIN COUNTY, OHIO

Table 11

Property Tax Levies - Voted and Unvoted

(Per \$1,000 of Assessed Value)

As of December 31, 2006 and December 31, 1997

	2006					
	<u>Full Tax Rate</u>	<u>Effective Rate Res/Agr</u>	<u>Effective Rate Com/Ind</u>	<u>Year of Election</u>	<u>Beginning Year of Collection</u>	<u>Final Year of Collection</u>
General Fund	\$ 1.47	\$1.470000	\$1.470000	Unvoted		
Children Services	1.90	1.609032	1.830678	2004	2005	2014
Children Services	3.15	2.015996	2.642799	1999	2000	2009
ADAMH Board	2.20	2.195446	2.200000	2005	2007	2016
MR & DD	1.00	0.245983	0.407471	1977	1978	Indefinite
MR & DD	0.65	0.231967	0.366440	1982	1983	Indefinite
MR & DD	3.50	2.602901	3.213822	2002	2003	2012
MR & DD	2.32	1.477248	1.933931	1998	1999	2008
Zoological Park	0.75	0.638463	0.722636	2004	2006	2015
Office on Aging	0.85	0.632133	0.780499	2002	2003	2007
Total	\$ 17.79	\$13.119169	\$15.568276			

	1997					
	<u>Full Tax Rate</u>	<u>Effective Rate Res/Agr</u>	<u>Effective Rate Com/Ind</u>	<u>Year of Election</u>	<u>Beginning Year of Collection</u>	<u>Final Year of Collection</u>
General Fund	\$ 1.47	\$1.470000	\$1.470000	Unvoted		
Children Services	1.10	1.002140	1.064950	1996	1997	2004
Children Services	3.15	2.188204	2.825140	1989	1990	1999
ADAMH Board	2.20	2.004281	2.129901	1996	1997	2006
MR & DD	1.00	0.386309	0.488812	1977	1978	Indefinite
MR & DD	0.65	0.364300	0.439591	1982	1983	Indefinite
MR & DD	3.50	2.777894	3.363871	1992	1993	2002
Zoological Park	0.75	0.679035	0.726102	1995	1996	2005
Office on Aging	0.85	0.845832	0.846896	1997	1998	2002
Total	\$ 14.67	\$11.717995	\$13.355263			

Source: Franklin County Auditor's Office.

Tax rates displayed are for tax years 2006 and 1997, to be collected in 2007 and 1998, respectively.

FRANKLIN COUNTY, OHIO
 Other Major General Fund Revenue Sources
 Last Ten Years
 (Amounts in 000's)

Table 12

County sales tax:

The County imposed a one-half percent sales tax effective September 1, 1985 and an additional permanent one-fourth percent effective October 1, 2005. A temporary one-fourth percent sales tax became effective October 1, 2005 and expires December 31, 2007. The sales tax may be repealed if a majority of voters approve the repeal at a general election. The question of repeal must be placed on the ballot by a petition signed by qualified voters equal in number to 10% of those voting for governor in the last gubernatorial election. No such petition has been filed with the County Board of Elections.

Fiscal Year	Amount
1997	\$ 68,560
1998	72,262
1999	79,030
2000	82,901
2001	81,139
2002	79,423
2003	82,728
2004	85,718
2005	105,886
2006	175,343

Local government fund:

The Ohio local government fund was created by statute and is comprised of designated state revenues, which are distributed to each county and then allocated among the county and cities, villages and townships in the county on the basis of statutory formulas. The following table shows local government fund receipts for the County's General Fund.

Fiscal Year	Amount
1997	\$ 23,237
1998	25,210
1999	26,096
2000	27,852
2001	28,961
2002	26,913
2003	27,213
2004	25,593
2005	27,184
2006	27,184

Source: Franklin County Auditor's Office.

Note: Fiscal Year 2002 and later reflect accrual basis of accounting as reported in the government-wide financial statements.

FRANKLIN COUNTY, OHIO
Ratios of Outstanding Debt by Type
Last Ten Years
(Amounts in 000's, Except Per Capita)

Table 13

Fiscal Year	Governmental Activities				
	General Obligation Bonds	Bonds Supported by Lease Revenues	Notes ¹	Capital Leases	Total
1997	\$ 165,265	\$ 12,435	\$ 4,272	\$ 3,534	\$ 185,506
1998	159,330	11,265	3,723	2,529	176,847
1999	153,290	10,090	4,062	2,033	169,475
2000	147,125	8,905	7,516	1,869	165,415
2001	140,900	7,400	7,043	1,610	156,953
2002	134,780	6,380	6,219	1,294	148,673
2003	126,895	5,350	3,809	1,642	137,696
2004	120,260	4,300	2,912	1,044	128,516
2005	128,315	3,175	2,014	936	134,440
2006	119,830	2,975	9,189	579	132,573

(Continued on next page)

Source: Franklin County Auditor's Office

Notes: ¹ Notes include additional principal, estimated upon completion of construction.

² Woods & Poole Economics.

³ Estimates by Mid-Ohio Regional Planning Commission, except for 2000, which was provided by the U.S. Department of Commerce, Bureau of the Census.

FRANKLIN COUNTY, OHIO
Ratios of Outstanding Debt by Type
Last Ten Years
(Amounts in 000's, Except Per Capita)

Table 13

Fiscal Year	Business-type Activities			Total Primary Government	Personal Income			Debt Per Capita
	Bonds	Notes ¹	Total		Total ²	Percentage	Population ³	
1997	\$10,030	\$ 3,017	\$13,047	\$ 198,553	\$ 27,477,000	0.69%	1,042,011	190.55
1998	9,705	3,786	13,491	190,338	29,431,000	0.62%	1,056,863	180.10
1999	9,375	3,827	13,202	182,677	31,275,000	0.56%	1,067,993	171.05
2000	9,040	3,572	12,612	178,027	33,798,000	0.51%	1,068,978	166.54
2001	8,700	3,035	11,735	168,688	34,829,000	0.47%	1,088,445	154.98
2002	8,020	2,884	10,904	159,577	36,219,000	0.42%	1,101,225	144.91
2003	7,135	2,724	9,859	147,555	36,701,000	0.39%	1,114,159	132.44
2004	6,440	2,553	8,993	137,509	38,133,000	0.35%	1,131,895	121.49
2005	5,705	5,435	11,140	145,580	39,813,000	0.36%	1,144,820	127.16
2006	4,950	9,622	14,572	147,145	41,710,000	0.35%	1,153,926	127.52

Source: Franklin County Auditor's Office

Notes: ¹ Notes include additional principal, estimated upon completion of construction.

² Woods & Poole Economics.

³ Estimates by Mid-Ohio Regional Planning Commission, except for 2000, which was provided by the U.S. Department of Commerce, Bureau of the Census.

FRANKLIN COUNTY, OHIO
Ratios of General Bonded Debt Outstanding
Last Ten Years
(Amounts in 000's)

Table 14

<u>Tax Year</u>	<u>Population^{1,2}</u>	<u>Value</u>	<u>Gross Bonded Debt³</u>	<u>Less Unreserved Debt Service Funds</u>
1997	1,042,011	\$ 17,916,289	\$ 187,730	\$ 721
1998	1,056,863	18,607,705	180,300	239
1999	1,067,993	21,032,111	172,755	117
2000	1,068,978	21,698,652	165,070	88
2001	1,088,445	22,111,413	157,000	1
2002	1,101,225	24,744,179	149,180	1
2003	1,114,159	24,771,631	139,380	30
2004	1,131,895	25,232,680	131,000	29
2005	1,144,820	28,161,095	137,195	30
2006	1,153,926	28,303,349	127,755	41

(Continued on next page)

Sources: ¹ Estimates by Mid-Ohio Regional Planning Commission, except for 2000, which was provided by the U.S. Department of Commerce, Bureau of the Census.

² Population and Net Bonded Debt per Capita amounts are not in thousands.

³ Gross bonded debt does not include unamortized bond premiums or deferred charges, calculated as below for 2006:

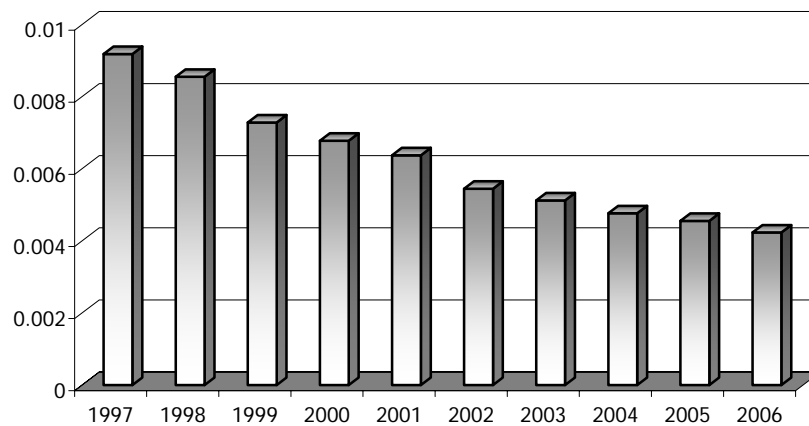
General obligation bonds	\$ 119,830
Bonds supported by lease revenues	2,975
Bonds supported by enterprise revenues	<u>4,950</u>
	<u>\$ 127,755</u>

FRANKLIN COUNTY, OHIO
Ratios of General Bonded Debt Outstanding
Last Ten Years (Continued)
(Amounts in 000's)

Table 14

Tax Year	Less Debt Supported by Enterprise Funds and Lease Revenues	Net Bonded Debt	Ratio of Net Bonded Debt to Assessed Value	Net Bonded Debt per Capita ²
1997	\$ 22,465	\$ 164,544	0.918%	\$ 157.91
1998	20,970	159,091	0.855%	150.53
1999	19,465	153,173	0.728%	143.42
2000	17,945	147,037	0.678%	137.55
2001	16,100	140,899	0.637%	129.45
2002	14,400	134,779	0.545%	122.39
2003	12,485	126,865	0.512%	113.87
2004	10,740	120,231	0.476%	106.22
2005	8,880	128,285	0.456%	112.06
2006	7,925	119,789	0.423%	103.81

RATIO OF NET BONDED DEBT TO ASSESSED VALUE



FRANKLIN COUNTY, OHIO

Table 15

Computation of Legal Debt Margin

Last Ten Years

(Amounts in 000's)

	<u>1997</u>	<u>1998</u>	<u>1999</u>	<u>2000</u>
Total assessed property value	<u>\$ 17,916,289</u>	<u>\$ 18,607,705</u>	<u>\$ 20,032,111</u>	<u>\$ 21,698,652</u>
Total debt limit:				
Debt limit of assessed value ¹	\$ 446,407	\$ 463,693	\$ 499,323	\$ 540,966
Amount of debt applicable to limit:				
General obligation bonds and notes	116,445	112,320	108,140	103,890
Less amount available in debt service fund	<u>(721)</u>	<u>(239)</u>	<u>(117)</u>	<u>(88)</u>
Amount of debt subject to limit	<u>115,724</u>	<u>112,081</u>	<u>108,023</u>	<u>103,802</u>
Legal debt margin	<u>\$ 330,683</u>	<u>\$ 351,612</u>	<u>\$ 391,280</u>	<u>\$ 437,164</u>
Legal debt margin as a percentage of the debt limit	74.08%	75.83%	78.37%	80.81%
Unvoted debt limit:				
Unvoted debt limit of assessed value ²	\$ 179,163	\$ 186,077	\$ 200,321	\$ 216,987
Amount of debt subject to limit	<u>115,724</u>	<u>112,081</u>	<u>108,023</u>	<u>103,802</u>
Unvoted legal debt margin	<u>\$ 63,439</u>	<u>\$ 73,996</u>	<u>\$ 92,298</u>	<u>\$ 113,185</u>
Unvoted legal debt margin as a percentage of the unvoted debt limit	35.41%	39.77%	48.08%	52.16%

(Continued on next page)

Notes: ¹ Debt limit is a total of a sum equal to three percent of the first \$100,000,000 of the assessed valuation plus one and one-half percent of such valuation in excess of \$100,000,000 and not in excess of \$300,000,000 plus two and one-half percent of such valuation in excess of \$300,000,000.

² Debt limit is one percent of total assessed valuation.

FRANKLIN COUNTY, OHIO
 Computation of Legal Debt Margin
 Last Ten Years (Continued)
 (Amounts in 000's)

Table 15

	<u>2001</u>	<u>2002</u>	<u>2003</u>	<u>2004</u>	<u>2005</u>	<u>2006</u> ³
Total assessed property value	\$ 22,111,413	\$ 24,744,179	\$ 24,771,631	\$ 25,232,680	\$ 28,168,095	\$ 28,303,349
Total debt limit:						
Debt limit of assessed value ¹	\$ 551,285	\$ 617,105	\$ 617,791	\$ 629,317	\$ 702,702	\$ 706,084
Amount of debt applicable to limit:						
General obligation bonds and notes	99,315	95,281	88,439	84,926	90,205	85,750
Less amount available in debt service fund	(1)	(1)	(30)	(29)	(30)	(41)
Amount of debt subject to limit	99,314	95,280	88,409	84,897	90,175	85,709
Legal debt margin	\$ 451,971	\$ 521,825	\$ 529,382	\$ 544,420	\$ 612,527	\$ 620,375
Legal debt margin as a percentage of the debt limit	81.98%	84.56%	85.69%	86.51%	87.17%	87.86%
Unvoted debt limit:						
Unvoted debt limit of assessed value ²	\$ 221,114	\$ 247,442	\$ 247,716	\$ 252,327	\$ 281,681	\$ 283,033
Amount of debt subject to limit	99,314	95,280	88,409	84,897	90,175	85,709
Unvoted legal debt margin	\$ 121,800	\$ 152,132	\$ 159,307	\$ 167,430	\$ 191,506	\$ 197,324
Unvoted legal debt margin as a percentage of the unvoted debt limit	55.08%	61.48%	64.31%	66.35%	67.99%	69.72%

³ General obligation bonds and notes subject to debt limit calculations, including additional principal on notes, estimated upon completion of construction:

General obligation bonds-governmental activities	\$ 119,830
General obligation bonds-lease revenue	2,975
Notes payable-governmental activities	9,189
General obligation bonds-business-type activities	4,950
Notes payable-business-type activities	9,622
Total outstanding debt	<u>146,566</u>

Exemptions:

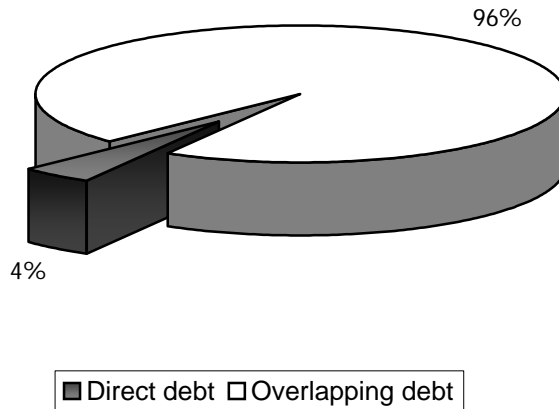
Debt Service fund balance	41
Used for jail construction or renovation	15,855
Used for road or bridge construction	13,779
Used for construction of solid waste facilities	13,250
Self-supported debt	17,687
Used for acquisition of voting machines	245
Total exemptions	<u>60,857</u>

Net debt	<u>\$ 85,709</u>
----------	------------------

FRANKLIN COUNTY, OHIO
 Computation of Direct and Overlapping Debt
 As of December 31, 2006
 (Amounts in 000's)

Table 16

Political Subdivision	Debt Outstanding	Estimated Percentage Applicable ¹	Estimated Share of Overlapping Debt ¹
Direct debt:			
Franklin County	\$ 146,566	100.0%	\$ 146,566
Entities wholly within County:			
Cities	87,056	100.0%	87,056
Villages	33,627	100.0%	33,627
Townships	4,202	100.0%	4,202
School districts	569,149	100.0%	569,149
Entities partially within County:			
Cities	1,769,558	96.2%	1,701,715
Villages	9,484	89.7%	8,510
Townships	210	86.2%	181
School districts	992,952	71.5%	710,133
Special district	5,440	83.0%	4,514
Total overlapping debt	<u>3,471,678</u>		<u>3,119,087</u>
Total direct and overlapping debt	<u>\$ 3,618,244</u>		<u>\$ 3,265,653</u>



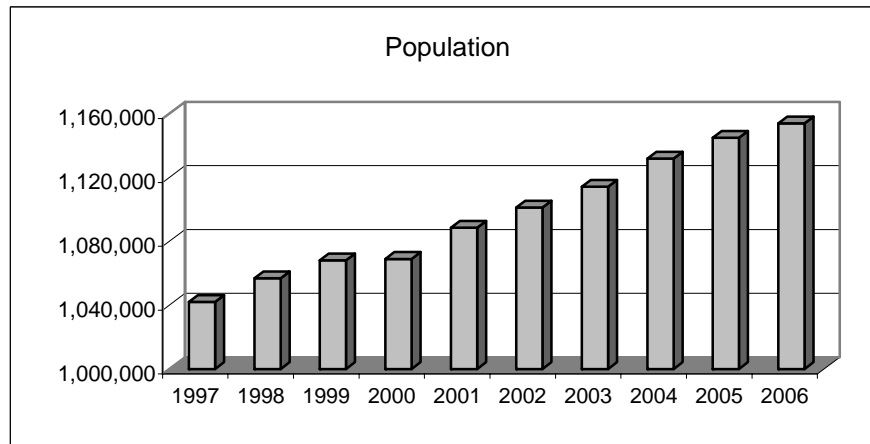
Source: Debt schedules submitted by political subdivisions to the Franklin County Budget Commission and Settlement Division.

Note ¹: Some political subdivisions are not wholly located within the legal boundaries of Franklin County. For those entities, amount applicable to Franklin County is determined by dividing the assessed valuation of the Franklin County portion of the subdivision by the total assessed valuation. 2006 tax year valuations were used. Major entities partially within Franklin County include the cities of Columbus, Dublin, Pickerington, Reynoldsburg, and Westerville, along with their respective school districts.

FRANKLIN COUNTY, OHIO
Demographic and Economic Statistics
Last Ten Years

Table 17

Year	Demographics				Average Unemployment Rates ⁴		
	Population ¹	Per Capita Income ²	Median Age ²	K-12 School Enrollment ³	Franklin County	State of Ohio	United States
1997	1,042,011	\$ 26,339	32.4	185,206	2.8%	4.6%	4.9%
1998	1,056,863	\$ 28,005	32.5	190,949	2.6%	4.3%	4.5%
1999	1,067,993	\$ 29,471	32.6	193,003	2.6%	4.3%	4.2%
2000	1,068,978	\$ 31,537	32.5	201,960	3.1%	4.0%	4.0%
2001	1,088,445	\$ 32,284	32.8	197,828	3.4%	4.4%	4.7%
2002	1,101,225	\$ 33,480	33.2	199,439	5.0%	5.7%	5.8%
2003	1,114,159	\$ 33,826	33.6	194,365	5.3%	6.2%	6.0%
2004	1,131,895	\$ 35,108	34.0	204,254	5.5%	6.2%	5.5%
2005	1,144,820	\$ 36,547	34.1	207,702	5.2%	5.9%	5.1%
2006	1,153,926	\$ 38,069	34.3	208,154	4.7%	5.5%	4.6%



Source: ¹ Estimates by Mid-Ohio Regional Planning Commission, except for 2000 which was provided by the U.S. Department of Commerce, Bureau of the Census.

² Woods & Poole Economics Inc.

³ Ohio Department of Education, Division of Information Management Services.

⁴ Ohio Department of Job and Family Services.

FRANKLIN COUNTY, OHIO

Table 18

Principal Employers

As of December 31, 2006 and December 31, 1997

						2006	
Employer	Principal Business	Number of Employees	Rank	Percentage of Total Employment	Rank in 1997		
State of Ohio	Government	26,613	1	4.51%	1		
The Ohio State University	Education	19,919	2	3.38%	3		
JP Morgan Chase & Co.(formerly Bank One)	Finance	14,276	3	2.42%	4		
Nationwide	Finance	11,834	4	2.01%	6		
United States Government	Government	10,477	5	1.78%	2		
Ohio Health(formerly Grant/Riverside)	Health Care	9,413	6	1.60%	-		
City of Columbus	Government	8,106	7	1.37%	7		
Columbus Public Schools	Education	7,432	8	1.26%	8		
Limited Brands	Trade	7,200	9	1.22%	5		
Wal-Mart Stores Inc.	Retail	6,449	10	1.09%	-		
Total principal employers		<u>121,719</u>		<u>20.64%</u>			
Total employment within the County		<u>590,100</u>		<u>100.00%</u>			
						1997	
Employer	Principal Business	Number of Employees	Rank	Percentage of Total Employment	Rank in 2006		
State of Ohio	Government	28,015	1	5.07%	1		
United States Government	Government	16,500	2	2.99%	5		
The Ohio State University	Education	15,707	3	2.84%	2		
Bank One Corporation	Finance	10,992	4	1.99%	3		
Limited Brands	Trade	10,000	5	1.81%	9		
Nationwide	Finance	8,640	6	1.56%	4		
City of Columbus	Government	7,570	7	1.37%	7		
Columbus Public Schools	Education	7,557	8	1.37%	8		
Kroger Company	Trade	7,500	9	1.36%	-		
Franklin County	Government	6,300	10	1.14%	-		
Total principal employers		<u>118,781</u>		<u>21.50%</u>			
Total employment within the County		<u>552,400</u>		<u>100.00%</u>			

Source: Business First, Book of Lists

FRANKLIN COUNTY, OHIO

Table 19

County Government Employees by Function/Activity
As of December 31, 2005 and December 31, 2006

	<u>2005</u>	<u>2006</u>
General government:		
Commissioners	25.50	23.50
Auditor	115.00	114.00
Treasurer	47.00	46.00
Board of elections	95.50	147.00
Recorder	58.00	58.00
Data center	64.50	65.50
Purchasing	14.00	13.00
Fleet management	8.00	8.00
Human resources	20.00	21.00
Public facilities management	215.50	209.50
Judicial:		
Common pleas court	285.00	212.50
Probate court	49.50	50.50
Domestic and juvenile court	358.00	353.00
Municipal court	20.00	20.00
Clerk of Courts	227.00	222.00
Prosecuting attorney	193.50	199.50
Court of appeals	38.00	39.00
Public defender	141.50	140.00
Public safety:		
Sheriff	839.50	834.00
Coroner	27.00	28.50
Animal control	54.50	55.50
Emergency management agency	7.00	8.50
Homeland security and justice programs unit	5.00	4.50
Public works:		
Engineer	178.00	180.50
Health:		
MR&DD	1,251.50	1,299.50
ADAMH board	59.00	54.00
Office on aging	75.00	73.00
Human services:		
Job and family services	616.50	616.00
Children services	717.00	710.00
Child support enforcement agency	274.00	258.00
Veterans service commission	17.50	19.50
Community and economic development:		
Economic development and planning	14.00	15.00
Water and sewer operations:		
Sanitary engineer	12.00	11.00
Parking facilities operations:		
Public facilities management:	8.00	8.50
Total	<u>6,131.00</u>	<u>6,118.00</u>

Source: Franklin County Auditor's Office

Method: 1.00 for each full-time and 0.50 for each part-time employee.

Note: The County implemented GASB Statement No. 44, which revised the statistical tables in 2005; information for this table has only been compiled since that year.

FRANKLIN COUNTY, OHIO
Operating Indicators and Capital Asset Statistics
Last Five Years

Table 20

	<u>2002</u>	<u>2003</u>	<u>2004</u>	<u>2005</u>	<u>2006</u>
General government:					
Commissioners:					
Number of resolutions presented	1,317	1,184	1,122	1,060	969
Purchasing:					
Number of bid contracts awarded	254	259	209	220	189
Number of purchase orders issued	11,143	11,037	10,800	9,832	8,725
Public Facilities Management:					
Number of buildings maintained	21	22	22	22	22
Fleet Management:					
Number of titled vehicles	402	402	387	382	398
Auditor:					
Real Estate					
Number of parcels on file	389,083	396,047	401,998	408,694	416,875
Fiscal Services					
Number of payment requests processed	NA	374,733	389,992	382,403	395,030
Data Center:					
Number of users supported	3,864	4,136	4,237	4,237	3,497
Recorder:					
Number of deeds recorded	53,616	57,584	58,922	57,458	54,570
Number of mortgages recorded	114,763	146,944	101,241	93,601	80,445
Treasurer:					
Net portfolio earnings	5.2%	2.6%	2.0%	2.8%	4.1%
Board of Elections:					
Number of registered voters	706,668	724,851	845,720	736,789	766,652
Number of voters last general election	285,685	185,469	533,575	217,725	385,863
Percentage of registered voters that voted	40.4%	25.6%	63.1%	29.6%	50.3%
Risk Management:					
Number of workers compensation claims on file	467	435	474	387	393
Clerk of Courts:					
Number of titles processed	656,738	672,785	650,813	654,465	637,265
Judicial:					
Prosecuting Attorney:					
Number of criminal cases filed	NA	29,020	31,109	33,482	35,322
Number of civil cases filed	NA	275	556	595	625
Public Defender:					
Number of cases filed	63,064	77,118	73,114	66,570	67,275
Court of Appeals:					
Number of cases filed	1,446	1,291	1,388	1,374	1,306
Common Pleas Court:					
Number of civil cases filed ¹	14,595	14,294	13,825	14,891	56,489
Number of criminal cases filed	7,530	8,747	8,442	8,874	11,578
Number of domestic cases filed	6,029	5,859	6,093	6,136	6,405
Number of court rooms	17	17	17	17	17
Domestic and Juvenile Court:					
Number of cases filed	15,102	15,005	15,290	16,209	25,271
Probate Court:					
Number of civil cases filed	256	267	288	292	288
Number of court rooms	1	1	1	1	1
Municipal Court:					
Number of civil cases filed	38,625	41,626	43,286	45,372	56,001
Number of criminal cases filed	161,901	169,548	158,454	164,095	163,092
Number of small claims cases filed	11,148	11,247	9,567	9,064	9,121
Number of court rooms	16	16	16	16	16

¹Increase in civil cases filed reflects cases referred by Attorney General to assist them with a backlog

(Continued on next page)

Table 20

FRANKLIN COUNTY, OHIO
 Operating Indicators and Capital Asset Statistics (Continued)
 Last Five Years

	2002	2003	2004	2005	2006
Public safety:					
Coroner:					
Number of autopsies performed	1,279	1,462	1,375	1,423	1,168
Sheriff:					
Jail Operation					
Average daily jail census	2,238	2,409	2,342	2,366	2,385
Prisoners booked	41,339	40,349	39,668	40,266	43,671
Prisoners released	41,009	40,295	39,779	40,271	40,054
Enforcement					
Number of incidents reported	NA	NA	NA	148,227	158,001
Number of enforcement actions	NA	NA	NA	33,105	39,069
Number of civil papers served	127,700	121,618	135,760	132,491	131,618
Number of runs dispatched	253,890	233,110	221,512	358,245	381,317
Number of Sheriff's vehicles	176	174	192	180	195
Emergency Management Agency:					
Number of emergency responses	NA	NA	NA	15	24
Animal Care & Control:					
Number of service requests	16,853	15,772	15,932	15,856	16,322
Number of dogs impounded	14,223	12,977	12,495	13,095	12,459
Number of dogs adopted/returned to owner	6,486	5,844	5,719	5,843	6,634
Human services:					
Veterans Service Commission:					
Number of veterans entering office	4,065	12,098	11,592	13,679	13,064
Number of financial claims filed	2,600	2,955	4,450	5,503	4,856
Number of veterans receiving financial assistance	1,940	3,533	2,275	3,000	2,973
Office on Aging:					
Number of seniors served	6,399	6,257	6,219	6,047	7,132
Home delivered meals provided	NA	NA	NA	NA	478,000
Miles of transportation provided	NA	NA	NA	NA	923,000
Job and Family Services:					
Number of clients - child care	12,329	12,769	11,163	10,805	12,093
Number of clients - food stamps	74,215	89,995	103,109	112,432	121,461
Number of clients - cash assistance	25,019	26,387	26,470	26,328	25,476
Number of clients - Medicaid	134,395	151,508	164,427	174,522	186,510
Number of clients - WIA	10,446	24,000	28,500	23,258	37,758
Number of clients - job placement	4,929	4,946	4,978	4,948	6,591
Children Services:					
Number of children helped through direct services	27,601	27,270	27,234	29,251	11,832
Number of children placed in adoptive homes	325	310	287	238	172
Number of child welfare investigations	10,281	10,731	10,002	10,299	10,419
Number of children in foster home care	3,747	3,703	3,765	3,732	3,617
Number of children served in paid placement	5,004	4,774	4,815	4,798	4,673

(Continued on next page)

Table 20

FRANKLIN COUNTY, OHIO
Operating Indicators and Capital Asset Statistics (Continued)
Last Five Years

	<u>2002</u>	<u>2003</u>	<u>2004</u>	<u>2005</u>	<u>2006</u>
Child Support Enforcement Agency:					
Number of active support orders	NA	NA	NA	50,343	51,418
Percentage collected-level of service	NA	NA	NA	83.0%	84.0%
Health:					
MR & DD:					
Number of students enrolled					
Early intervention/education program	NA	2,488	2,540	2,779	3,055
Sheltered workshop/community employment program	NA	2,275	2,280	2,354	2,346
Habilitation	NA	452	475	575	581
Number of facilities	13	13	13	13	13
Number of buses	226	209	214	206	197
ADAMH Board:					
Number of children and adolescents treated	NA	8,167	9,795	10,660	11,457
Number of adults receiving prevention services	NA	61,730	43,749	47,851	50,680
Number of children and adolescents receiving prevention services	NA	63,130	79,620	58,365	52,867
Public Works:					
Engineer					
Miles of road maintained	304	300	288	282	276
Miles of road resurfaced	45	45	39	10	24
Number of County maintained bridges	369	360	371	371	371
Water and sewer operations:					
Miles of water mains	61	62	62	62	62
Miles of sanitary sewer lines	82	82	82	82	90
Number of sewer and water treatment facilities	5	5	5	6	6
Number of pumping stations	2	2	2	2	8
Number of water customers	4,650	4,650	4,650	4,334	3,946
Number of sewer customers	5,850	5,850	5,850	5,990	5,803
Parking facilities:					
Number of parking facilities managed	4	4	4	8	8

Source: Various Franklin County agencies.

FRANKLIN COUNTY, OHIO
Securities and Exchange Commission Rule 15c2-12
Compliance Information
December 31, 2006

Table 21

On October 26, 2005, the County issued \$40,980,000 in various purpose limited tax general obligation bonds. The proceeds were used for the purposes of (1) advance refunding certain outstanding obligations of the County, (2) paying costs of improving certain roads within the County, (3) paying costs of acquiring a building for use by the Franklin County Children Services Board and (4) paying costs of issuance with respect to the bonds. Cash and non-callable direct obligations of the United States, in an amount sufficient for the payment of all advance-refunded bonds, were deposited in an irrevocable trust fund with The Huntington National Bank as escrow deposit trustee.

No other obligations have been sold from that date through the date of this letter, June 29, 2007.

The following description of significant events is provided in compliance with the Rule for existing obligations outstanding at December 31, 2006.

1. There were no delinquencies of principal and/or interest payments.
2. There were no non-payment related defaults.
3. There have been no modifications to rights of the holders of the County's obligations.
4. There were no calls of the County's obligations outstanding during 2006.
5. The County did not defease any bonds during 2006.
6. There were no rating changes during 2006. The County maintains the highest long-term bond rating given by both Moody's Investors Services (Aaa) and the Standard & Poors Corporation (AAA).
7. There have been no adverse tax opinions or events affecting the tax-exempt status of any of the County's outstanding obligations.
8. There were no unscheduled draws on debt service reserves reflecting financial difficulties.
9. There were no unscheduled draws on credit enhancements reflecting financial difficulties.
10. There was no substitution of credit or liquidity providers, nor was there a failure to perform.
11. The County did not release, substitute or sell any property securing repayment of its obligations. The County has not secured any of its outstanding obligations with property.
12. The County will continue to provide all necessary annual information. The Comprehensive Annual Financial Report of Franklin County, Ohio, will be filed with the Municipal Securities Rulemaking Board and to the Central Post Office (DisclosureUSA).



Joseph W. Testa
Franklin County Auditor
373 South High Street - 21st Floor
Columbus, Ohio 43215-6310
614.462.7390
www.franklincountyauditor.com