

Clarence E. Mingo, II
Franklin County Auditor



Franklin County, Ohio

Comprehensive Annual Financial Report

For the fiscal year ended December 31, 2010



Comprehensive Annual Financial Report

For the Year Ended December 31, 2010



Clarence E. Mingo, II Franklin County Auditor

Prepared by the Fiscal Services Division

Charles T. Coleman, CPA – Director

Robert L. Caldwell, CPA – Supervisor

Financial Reporting and Systems:

Ernest R. Francis

George Mance

Patricia M. Newman

Troy J. Shaffer

Accounts Payable:

Jeffrey F. Roose – Supervisor

Melissa A. Belhorn

Janet L. Jones

Slavica Damceski

Cinda C. Stuhr

Payroll:

Teri P. Fowler – Supervisor

Mona M. Aswad

Edward D. O'Block

Tonya J. Wade

Financial Services:

Richard P. McGivern – Supervisor

Todd S. Adamson

Jacalyn E. Federer

Kerri L. Ritchie

FRANKLIN COUNTY, OHIO



373 South High Street, 21st Floor
Columbus, Ohio 43215-6310
(614) 525-7399

<http://www.FranklinCountyAuditor.com>

Table of Contents

I **Introductory Section**

Letter of Transmittalv
GFOA Certificate of Achievementxiv
Franklin County Government Organizational Chartxv
Franklin County Elected Officialsxvi

II **Financial Section**

Independent Accountants' Report1
Management's Discussion and Analysis3
Basic Financial Statements:
Government-wide Financial Statements:
Statement of Net Assets16
Statement of Activities17
Fund Financial Statements:
Governmental Funds:
Balance Sheet18
Reconciliation of Total Governmental Fund Balances to Net Assets of
Governmental Activities20
Statement of Revenues, Expenditures and Changes in Fund Balances –
Governmental Fund.....22
Reconciliation of the Statement of Revenues, Expenditures and Changes
in Fund Balances of Governmental Funds to the Statement
of Activities24
Statements of Revenues, Expenditures and Changes in Fund Balances –
Budget and Actual (Non-GAAP Budgetary Basis):
General Fund25
Board of Developmental Disabilities (FCBDD) Fund26
Children Services Board Fund27
ADAMH Board Fund28
Public Assistance Fund29
Proprietary Funds:
Statement of Net Assets30
Statement of Revenues, Expenses and Changes in Net Assets31
Statement of Cash Flows.....32
Fiduciary Funds:
Statement of Assets and Liabilities33
Notes to the Basic Financial Statements34

FRANKLIN COUNTY, OHIO

Combining Statements and Individual Fund Schedules:	
Governmental Funds:	
Fund Descriptions	86
Combining Balance Sheet – Nonmajor Governmental Funds	87
Combining Balance Sheet – Nonmajor Special Revenue Funds	88
Combining Balance Sheet – Nonmajor Debt Service Funds	93
Combining Balance Sheet – Nonmajor Capital Projects Funds.....	94
Combining Statement of Revenues, Expenditures and Changes in Fund Balances – Nonmajor Governmental Funds	97
Combining Statement of Revenues, Expenditures and Changes in Fund Balances – Nonmajor Special Revenue Funds.	98
Combining Statement of Revenues, Expenditures and Changes in Fund Balances – Nonmajor Debt Service Funds	103
Combining Statement of Revenues, Expenditures and Changes in Fund Balances – Nonmajor Capital Projects Funds	104
Individual Fund Schedules of Revenues, Expenditures and Changes in Fund Balance – Budget and Actual (Non-GAAP Budgetary Basis):	
Major Funds	107
Nonmajor Funds.....	117
Combining Statements and Individual Fund Schedules:	
Proprietary Funds:	
Enterprise Funds	
Fund Descriptions	147
Individual Fund Schedules of Revenues, Expenses and Changes in Fund Equity – Budget and Actual (Non-GAAP Budgetary Basis)	148
Internal Service Funds:	
Fund Descriptions	150
Combining Statement of Net Assets	151
Combining Statement of Revenues, Expenses and Changes in Net Assets	152
Combining Statement of Cash Flows	153
Individual Fund Schedules of Revenues, Expenses and Changes in Fund Equity – Budget and Actual (Non-GAAP Budgetary Basis).....	154
Combining Statement	
Fiduciary Funds – Agency:	
Fund Descriptions	156
Combining Statement of Changes in Fiduciary Assets and Liabilities.....	157
Combining Statement	
Component Units:	
Descriptions	158
Combining Statement of Net Assets	159
Combining Statement of Activities	160

III

Statistical Section

	Table	Page
Statistical Section Descriptions		S-1
Net Assets by Component – Last Nine Years	1	S-3
Changes in Net Assets – Last Nine Years.....	2	S-4
Fund Balances, Governmental Funds – Last Ten Years	3	S-6
Changes in Fund Balances, Governmental Funds – Last Ten Years	4	S-7
Assessed and Estimated Actual Value of Taxable Property – Last Ten Years	5	S-8
Assessed Valuation of the County by Classification– Last 10 years	6	S-9
Real Property Value and Construction– Last Ten Years	7	S-10
Property Taxes on a \$100,000 Owner-Occupied Home or a Business	8	S-11
Property Tax Rates – Direct and Overlapping Governments – Last Ten Years	9	S-12
Principal Property Taxpayers – Current Year and Nine Years Ago	10	S-14
Property Tax Levies and Collections – Last Ten Years.....	11	S-15
Property Tax Levies – Voted and Unvoted – Current Year and Nine Years Ago	12	S-16
Other Major General Fund Revenue Sources – Last Ten Years	13	S-17
Ratios of Outstanding Debt by Type – Last Ten Years	14	S-18
Ratios of General Bonded Debt Outstanding – Last Ten Years.....	15	S-19
Computation of Legal Debt Margin – Last Ten Years.....	16	S-20
Outstanding Debt – Current Year and Nine Years Ago.....	17	S-21
Computation of Direct and Overlapping Debt	18	S-22
Pledged Revenue Coverage for Special Obligations – Last Ten Years	19	S-23
Demographic and Economic Statistics – Last Ten Years	20	S-24
Principal Employers – Current Year and Nine Years Ago	21	S-25
County Government Employees by Function/Activity – Last Six Years	22	S-26
Operating Indicators and Capital Asset Statistics – Last Nine Years	23	S-27
Securities and Exchange Commission Rule 15c2-12 Compliance Information.....	24	S-30

FRANKLIN COUNTY, OHIO





June 30, 2011

Citizens of Franklin County, Ohio:

As Auditor of Franklin County, Ohio, (the County), I am pleased to present the Comprehensive Annual Financial Report (CAFR) for the fiscal year ended December 31, 2010. This CAFR conforms to generally accepted accounting principles (GAAP) as applicable to local government entities. The report has been filed with the Auditor of State pursuant to Ohio Revised Code (ORC) Section 117.38. Responsibility for the accuracy of the data and the completeness and fairness of the presentation rests with the County's management. We believe the data is accurate in all material respects and fairly reflects the County's financial position and the results of its operations. All disclosures necessary to enable the reader to gain an understanding of the County's financial activities have been included.

In implementing the County's integrated, automated accounting system, consideration was given to incorporating sound internal controls. Internal controls are designed to provide reasonable, but not absolute, assurance regarding the safeguarding of assets against loss from unauthorized use or disposition, and the reliability and accuracy of financial records for preparing financial statements and maintaining accountability for assets. The concept of reasonable assurance is based on the assumption that the cost of the controls should not outweigh their benefits. The accounting system encompasses appropriations, encumbrances, expenditures, revenues, payroll and capital assets and ensures the financial information generated is both accurate and reliable.

In County government, internal controls are enhanced through the separation of powers. The Commissioners, the Auditor and the Treasurer share the management and administration of the County's financial resources, providing an inherent system of checks and balances. Each of the County's elected officials and agency directors is responsible for internal controls over the cash collection function within their office. Some County offices and agencies hold money in bank accounts outside the County treasury. The individual offices and agencies are responsible for the transaction activity through and reconciliation of those accounts.

U.S. Office of Management and Budget Circular A-133 requires an independent audit to be conducted annually. The audit, which includes procedures to fulfill federal Single Audit requirements, serves to maintain and strengthen the integrity of the County's accounting and budgetary controls. Included in this CAFR is the report of Dave Yost, Auditor of State. The State Auditor has issued an unqualified ("clean") opinion on the County's financial statements for the year ended December 31, 2010. The Single Audit, which meets not only Circular A-133 requirements but also those of the American Recovery and Reinvestment Act, is published under separate cover and can be obtained by sending a written request to the Franklin County Auditor, Fiscal Services Division, 373 South High Street, 21st Floor, Columbus, Ohio 43215-6310.

Management's Discussion and Analysis (MD&A) provides a narrative introduction, overview and analysis to accompany the basic financial statements. This letter of transmittal is designed to complement the MD&A and should be read in conjunction with it. The MD&A begins on page 3, immediately following the Independent Accountants' Report.

FRANKLIN COUNTY, OHIO

Letter of Transmittal For the Year Ended December 31, 2010

Each year we also publish the Franklin County Popular Annual Report (PAFR) that provides significant financial information in a reader-friendly format. Unlike this CAFR, the PAFR does not conform to GAAP and should be used as a supplement to, not in place of, the CAFR. Both the CAFR and the PAFR can be accessed through the Internet on our web site—<http://www.FranklinCountyAuditor.com>.

Profile of Franklin County Government

Formed in 1803, Franklin County is a political subdivision of the State of Ohio and has only those powers conferred upon it by state law. The following offices respectively hold the primary responsibility for budgeting, accounting and cash management in Franklin County. Each officeholder is elected to a four-year term.

The three-member Board of Commissioners (the Commissioners) serves as the taxing authority, the contracting body and the chief administrator of public services. The Commissioners adopt and oversee the annual operating budget, approve expenditures and issue debt.

As the County's chief fiscal officer, the Auditor is responsible for maintaining accurate records of all money received by or paid out of the County treasury. As the tax assessor for all political subdivisions within the County, the Auditor is responsible for computing the taxing rates for real estate as determined by proper taxing authorities and popular vote.

As the County's banker, the Treasurer serves as custodian and investment officer for County funds. The Treasurer collects real estate and personal property taxes, and taxes on manufactured homes.

The financial statements contained within this CAFR include all funds, agencies, boards and commissions that are not legally separate and for which Franklin County (the primary government and reporting entity) is financially accountable. The County provides many services to its citizens including tax collection and distribution, civil and criminal justice systems, public safety, health assistance, human services, and road and bridge maintenance. The County also operates two public parking garages and several water supply and sewage treatment systems. The County does not operate schools or hospitals, nor is it responsible for refuse collection or fire safety services.

Organizations that are legally separate from the County are included as component units if the County's elected officials appoint a voting majority of the organization's governing body and (1) the County has the ability to impose its will on that organization or (2) there is a potential for the organization to provide specific financial benefits to, or impose specific financial burdens on, the County. The following entities are included in the financial statements as component units: ARC Industries, Veterans Memorial Hall and Stadium and Team. A complete discussion of the reporting entity is provided in note 1 to the basic financial statements.

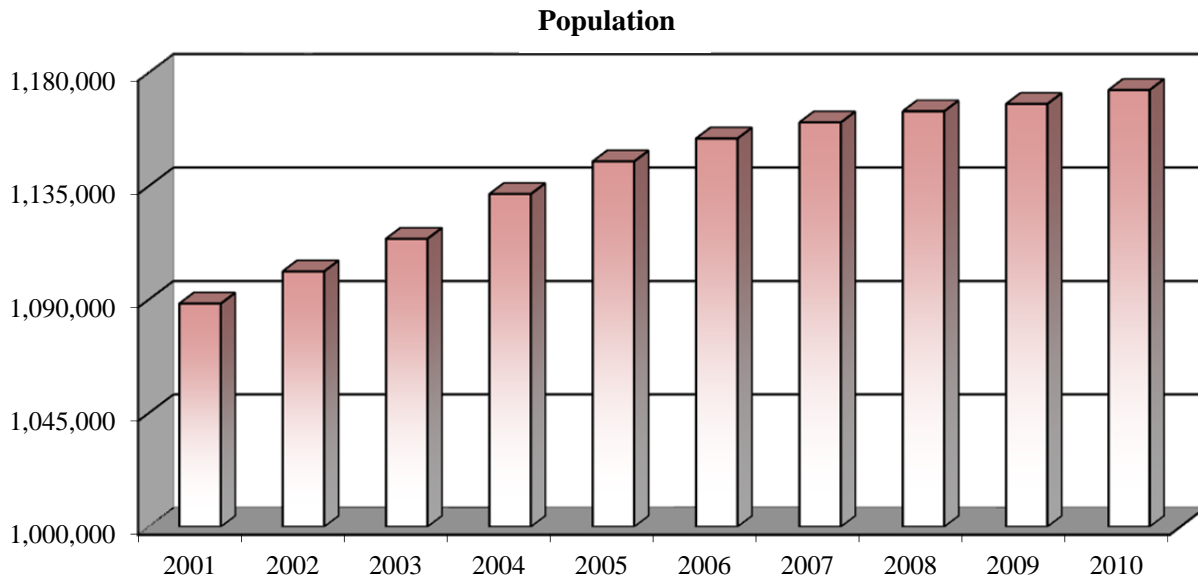
FRANKLIN COUNTY, OHIO

***Letter of Transmittal
For the Year Ended December 31, 2010***

Note 19 to the basic financial statements presents information about joint ventures with the City of Columbus, including the Columbus/Franklin County Affordable Housing Trust Corporation, the Franklin Park Conservatory Joint Recreation District and the Columbus-Franklin County Finance Port Authority. Other related organizations are discussed in note 20, including the Central Ohio Workforce Investment Corporation, the Columbus Metropolitan Library, the Columbus Metropolitan Housing Authority, the Columbus and Franklin County Metropolitan Park District, the Franklin County Family and Children First Council, the Franklin County Convention Facilities Authority, the Central Ohio Community Improvement Corporation, and Friends of the Shelter.

Economic Condition and Outlook

The County is located in central Ohio, within 500 miles of half the nation's population. The Mid-Ohio Regional Planning Commission has estimated the County's population to be 1,173,158 at December 31, 2010, an increase of 0.5 percent for the year and 7.8 percent in the last ten years. Columbus, the largest city in the County, serves as the state capital and the county seat, and is home to The Ohio State University. The County encompasses 13 cities, 17 townships and 12 villages.

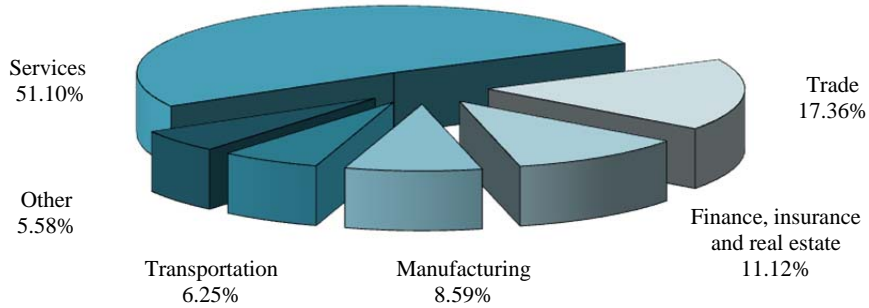


Local Economy Central Ohio is among the more economically stable metropolitan areas in the United States. The area has shown resiliency during recessions. The economy is broad-based, with no single industry dominating it. Nationwide Insurance and Limited Brands have located their headquarters and home offices in Franklin County. Other large employers include JPMorgan Chase, OhioHealth and Mount Carmel Health. The chart below shows the proportionate number of employees in the various industries (excluding government), as reported by the U.S. Census Bureau, County Business Patterns for 2008.

FRANKLIN COUNTY, OHIO

**Letter of Transmittal
For the Year Ended December 31, 2010**

Business Sectors

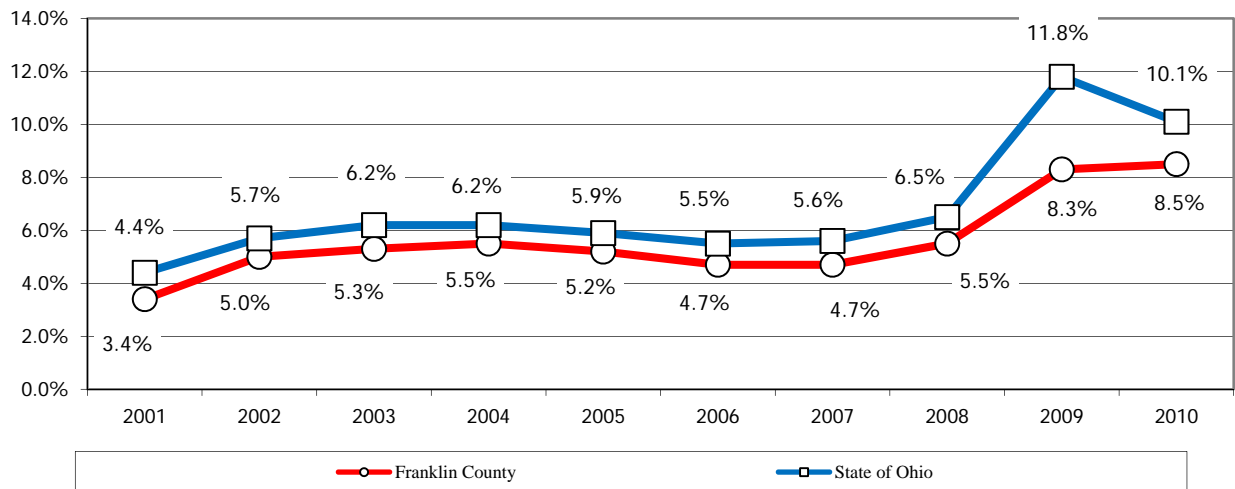


Government and education are also major employers. Together, the State of Ohio, U.S. Government, City of Columbus and Franklin County employ 47,000 people. An additional 30,000 people are employed by either The Ohio State University or Columbus Public Schools.

The diversity of business sectors helps the region weather the economic fluctuations experienced on a larger scale elsewhere. The County’s average unemployment rate increased from 8.3 percent in 2009 to 8.5 percent in 2010. However, the County’s unemployment rate continued to be below the state average of 10.1 percent and the national average of 9.8 percent.

A factor contributing to the lower unemployment rate is the County’s well-educated workforce. Based on 2009 educational attainment data published by the U. S. Census Bureau, 88.6 percent of County residents ages 25 and older have graduated from high school, and 35.1 percent have completed four or more years of college.

Unemployment Rates



FRANKLIN COUNTY, OHIO

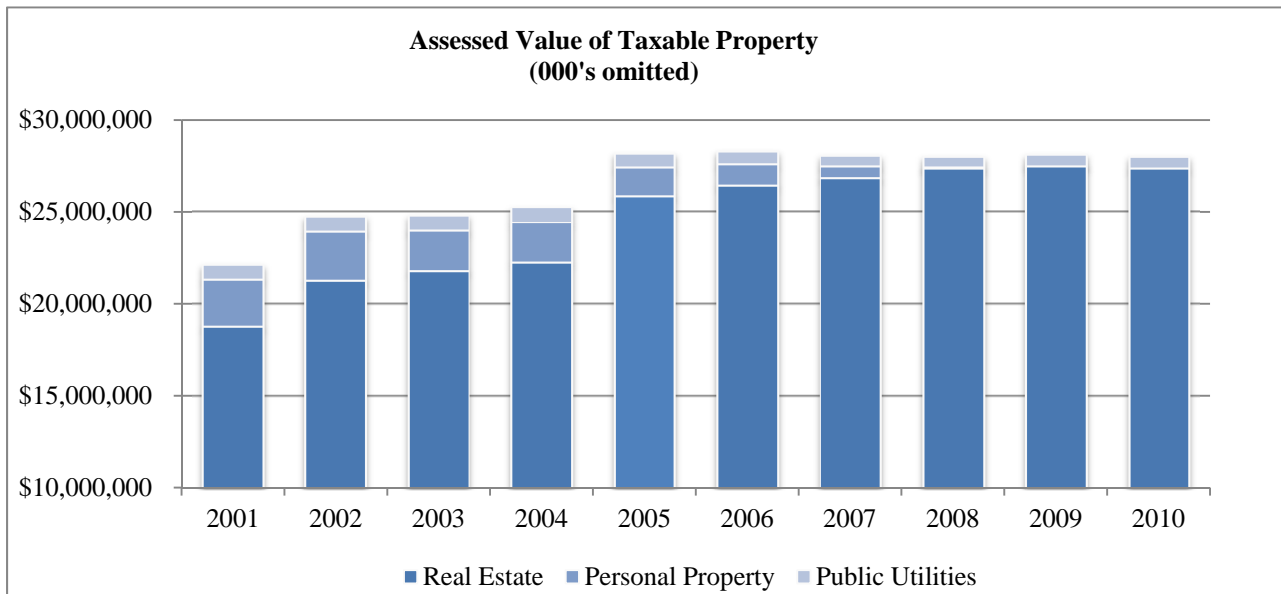
***Letter of Transmittal
For the Year Ended December 31, 2010***

During 2010, a sales tax of 6.75 percent was collected by the State of Ohio on sales made in Franklin County. The tax was split as follows: 5.50 percent for the State of Ohio; 0.75 percent for the County's General Fund; and 0.50 percent for the Central Ohio Transit Authority. The County receives no direct funding through income taxes.

Property taxes are a significant revenue source for the General Fund and these County agencies: Board of Developmental Disabilities, Children Services Board, the Alcohol, Drug and Mental Health Board and the Office on Aging.

The total value of new construction was \$753 million in 2010, with \$308 million in residential/agricultural and \$445 million in commercial/industrial construction. In comparison, 2009 total new construction was \$885 million. Overall, real property continues to hold its value. The appraisal cycle is six years, with an update performed at the mid-point. The update performed in 2008 applied no change to the 2005 real property values.

In the past, tangible personal property used in business (including inventory) was assessed for tax purposes. This tax has been phased out, except for telephone company property. The tax rate on telephone company property is also being phased out over five years. However, for a temporary period, the State of Ohio is reimbursing the County for tax losses related to the phased elimination of taxes. A commercial activity tax is imposed on sales in Ohio to replace a portion of the lost revenue. Additional information can be found in note 6 to the basic financial statements and in the statistical tables.



FRANKLIN COUNTY, OHIO

***Letter of Transmittal
For the Year Ended December 31, 2010***

Financial Policies The budget must be structurally balanced so that continuing revenues support continuing expenditures. One-time surpluses may not be used to expand continuing expenditures. Rather, they may be used for one-time expenditures, such as capital projects. County agencies are encouraged to maximize the use of state and federal revenues so as to help preserve general revenues for other needs.

Budgetary appropriations may not exceed estimated resources, with a balanced budget maintained in each fund. Department and agency budget requests are submitted in a program-based format in conjunction with strategic business plans that outline each program's performance goals for the following year. Actual performance data related to the demands, outputs, results and efficiencies of each program are part of the budget presentation. Some special revenue funds are required to maintain a balance necessary to cover operational needs for the first several pay periods of the following year in the event that a revenue stream is delayed. Agencies funded through tax levies are required to show that the expenditures forecast over the life of the levy do not exceed the estimated revenue collections.

The budget may be amended or supplemented at any time during the year upon formal action of the Commissioners. Transfers of cash between funds require the Commissioners' authorization. Appropriations lapse at the end of the year. The Commissioners adopted the County's 2010 operating budget on December 15, 2009. Additional information on the County's budgetary process can be found in note 3 to the basic financial statements.

ORC § 5705.13 and ORC § 5705.29 permit the taxing authority of a political subdivision to establish reserve balance accounts and to estimate contingent expenses. In accordance with actions taken by the Commissioners, the following set-asides are in place:

- General Fund Contingency – three percent of the General Fund budget may be set aside for unanticipated critical needs. In 2010, \$9 million was set aside for this purpose.
- Economic Stabilization – five percent of the preceding year's General Fund revenue may be reserved to stabilize the budget against cyclical changes in revenue and expenditures. This account had a balance of \$14.5 million as of December 31, 2010, and is shown as a designation within the General Fund.
- Risk Management – funds may be reserved for self-insurance. Liability claims arising from automobile accidents, litigation settlements and judgment awards are paid from agency budgets or from the amount designated for risk management within the General Fund. The actual claims paid during 2010 totaled \$626,000. As of December 31, 2010, \$127,000 was recorded as payable related to known claims, and \$2.2 million was designated in the General Fund for unasserted claims.

***Letter of Transmittal
For the Year Ended December 31, 2010***

- Workers' Compensation – funds may be reserved for the payment of claims under a retrospective ratings plan for workers' compensation. As of December 31, 2010, the County has designated \$6.8 million in the General Fund for these future claims.
- 27th Pay Period – established in 1995, this reserve gradually collects the funds necessary to meet the payroll requirements of a 27th pay period for General Fund employees which occurred in 2009. The next year with 27 pay days will be 2020. The balance at December 31, 2010, was \$0.6 million and is shown as part of Other Special Revenue funds in the financial statements.

In addition to the reserve balances and contingencies permitted by state law, the Commissioners have pledged \$3.6 million for debt service on the special obligation bonds and notes. This amount is shown as a designation in the General Fund.

The Treasurer is responsible for the investment of funds in accordance with the County's investment policy as authorized by the Investment Advisory Committee and in keeping with ORC § 135.35. Specific requirements and limitations are described in note 4 to the basic financial statements. To maximize the County's return on investment, the Treasurer's Office employs a cash management program and contracts with an investment advisory firm that systematically coordinates cash management, bank relations and the investment of surplus cash. Communication with other County agencies is integral in this process. At December 31, 2010, the County had \$201.8 million unrestricted cash and investments in its General Fund and \$910.6 million for the entire reporting entity. The cash and investments balance includes the designated monies previously described.

It is the County's policy to issue long-term, fixed-rate debt as a supplement to current tax revenues and fund balances for financing infrastructure and capital projects. Consistent with Ohio law, long-term debt is not issued to support current operations. The County sells bond anticipation notes instead of bonds only when market conditions dictate, or as part of a multi-step construction program. The County will consider using either a competitive process or a negotiated process when issuing bonds. Debt capacity is benchmarked against means and medians for other triple-A rated counties of similar size and complexity as published by Moody's Investor Services and Standard & Poor's. The County's capital plan, debt obligations and debt capacity are evaluated together in an integrated manner, on an annual basis.

Long-term Financial Planning The capital budgeting process utilizes a detailed five-year capital plan. A multi-year linkage between operating and capital budgets aids in determining the impact on future spending. Particular attention is focused on extending an asset's life. A thorough preventive maintenance program is required on each project, helping to avert major or emergency repairs.

The County normally relies on the strength of its triple-A ratings, conservative fiscal practices, substantial revenue capacity, and reasonable debt ratios to access capital markets for financing projects. When beneficial in view of interest rates and the general economic picture, the County pays for capital improvements from current tax revenues and available cash balances. Franklin County's triple-A credit rating was reaffirmed by both Moody's Investors Service and Standard & Poor's in April and November 2010.

FRANKLIN COUNTY, OHIO

Letter of Transmittal For the Year Ended December 31, 2010

Major Initiatives The County has undertaken projects for construction of key community assets, including:

- Construction of a new Common Pleas Courthouse which will accommodate long-term growth, improve building safety and security, and better meet the court's technological and operating needs. In addition, the County has also constructed tunnel and pedestrian concourse improvements, which will improve way-finding, access, and security within the Government Center. The total project, including land, tunnel and concourse improvements will be over \$140 million dollars.
- Energy conservation measures at County-owned facilities. These building improvements include items such as HVAC, lighting and plumbing upgrades. Over \$25 million has been spent on energy conservation measures.
- A new animal shelter, which will replace a thirty-one year old facility and provide expanded shelter and adoption capacity. The animal shelter is expected to have a project cost of over \$18 million.
- Several infrastructure improvements, the most major of which is the widening and reconstruction of portions of Clime Road. The total spent or committed to be spent on the Clime Road project is over \$19 million.
- Other infrastructure improvements undertaken by the County include the design and construction of a water treatment plant as well as several wastewater system improvements. These infrastructure improvements include: 1) the Timberlake water treatment plant; 2) the Timberlake wastewater system; 3) the Cleveland Heights (Phase III) sanitary sewer system; and 4) the Fern-Agler sanitary sewer system. The total spent or committed on these water or wastewater improvements is nearly \$6.4 Million.

The projects have been at least partially funded through long-term debt. See the discussion of Long-Term Debt in the MD&A on pages 12-13 and note 10 for more information.

Awards and Acknowledgements

Awards The Government Finance Officers Association (GFOA) has awarded us the Certificate of Achievement for Excellence in Financial Reporting for the year ended December 31, 2009. The County has received this prestigious award for 27 consecutive years. The Certificate of Achievement is the highest form of recognition for excellence in state and local government financial reporting. To earn the Certificate of Achievement, the County published a readable and well-organized CAFR whose contents conformed to program standards and satisfied GAAP and applicable legal requirements. The Certificate of Achievement is valid for a period of one year. We believe our current report continues to conform to the Certificate of Achievement program requirements and we are submitting it to the GFOA.

FRANKLIN COUNTY, OHIO

***Letter of Transmittal
For the Year Ended December 31, 2010***

The GFOA has also presented us an Award for Outstanding Achievement in Popular Annual Financial Reporting for the year ended December 31, 2009. This is our fifteenth consecutive Award. To earn the Award, the Auditor's Office published the Franklin County Annual Report to provide taxpayers and other interested parties with an overview of the County's financial condition and results of its operations. The 2010 Annual Report will be submitted to the GFOA for award consideration.

Acknowledgements The preparation of this report could not have been accomplished without the dedicated effort of the entire Fiscal Services Division. I especially want to thank the Financial Reporting Department who worked diligently to continue to comply with the precise guidelines established by the GFOA's award programs. Their commitment to excellence in financial reporting added to the quality of this CAFR. I would also like to express my appreciation to each of the County's elected officials and the various County agencies for their cooperation in the preparation of this report.

Sincerely,

A handwritten signature in black ink that reads "Clarence Mingo II". The signature is written in a cursive style with a horizontal line extending from the end of the name.

Clarence E. Mingo, II
Franklin County Auditor

Certificate of
Achievement
for Excellence
in Financial
Reporting

Presented to

Franklin County
Ohio

For its Comprehensive Annual
Financial Report
for the Fiscal Year Ended
December 31, 2009

A Certificate of Achievement for Excellence in Financial Reporting is presented by the Government Finance Officers Association of the United States and Canada to government units and public employee retirement systems whose comprehensive annual financial reports (CAFRs) achieve the highest standards in government accounting and financial reporting.

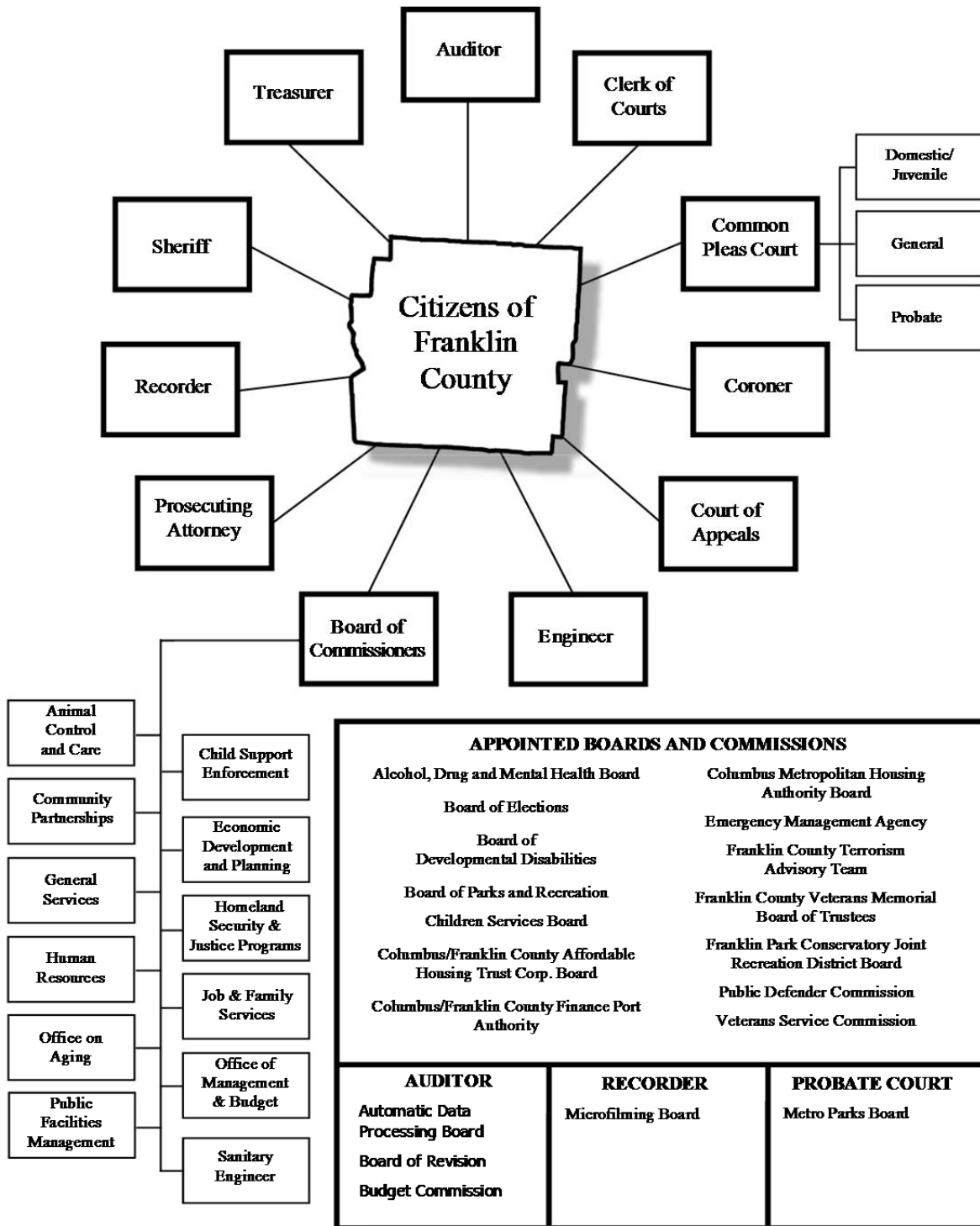


President

Executive Director

FRANKLIN COUNTY, OHIO

**County Organizational Chart
For the Year Ended December 31, 2010**



FRANKLIN COUNTY, OHIO

**List of Elected Officials
For the Year Ended December 31, 2010**

AUDITOR

*373 S. High Street, 21st Floor
Columbus, Ohio 43215
614.525.7399*

Clarence E. Mingo, II

**BOARD OF
COMMISSIONERS**

*373 S. High Street, 26th Floor
Columbus, Ohio 43215
614.525.3322*

Paula Brooks
Marilyn Brown
John O'Grady

CLERK OF COURTS

*373 S. High Street, 23rd Floor
Columbus, Ohio 43215
614.525.3600*

Maryellen O'Shaughnessy

**COMMON PLEAS COURT
DOMESTIC/JUVENILE**

*373 S. High Street, 3rd Floor
Columbus, Ohio 43215
614.525.6320*

Kim A. Browne
Christopher J. Geer
Elizabeth Gill
Jim Mason
Dana S. Preisse

**COMMON PLEAS COURT
GENERAL**

*369 S. High Street
Columbus, Ohio 43215
614.525.3452*

Laurel A. Beatty
John F. Bender
John P. Bessey
David E. Cain
Kimberly Cocroft
David W. Fais
Richard A. Frye
Daniel T. Hogan
Michael J. Holbrook
Timothy S. Horton
Julie M. Lynch
Stephen L. McIntosh
Beverly Y. Pfeiffer
Guy L. Reece, II
Charles A. Schneider
Patrick E. Sheeran
Richard S. Sheward

**COMMON PLEAS COURT
PROBATE**

*373 S. High Street, 22nd Floor
Columbus, Ohio 43215
614.525.3894*

Alan S. Acker

CORONER

*520 King Avenue
Columbus, Ohio 43201
614.525.5290*

Jan M. Gorniak, D.O.

**COURT OF APPEALS
TENTH DISTRICT**

*373 S. High Street, 24th Floor
Columbus, Ohio 43215
614.525.3580*

Susan Brown
Peggy Bryant
John A. Connor
Judith L. French
William A. Klatt
Patrick M. McGrath
Lisa L. Sadler
G. Gary Tyack

ENGINEER

*970 Dublin Road
Columbus, Ohio 43215
614.525.3030*

Dean C. Ringle, P.E., P.S.

PROSECUTING ATTORNEY

*373 S. High Street, 14th Floor
Columbus, Ohio 43215
614.525.3555*

Ron O'Brien

RECORDER

*373 S. High Street, 18th Floor
Columbus, Ohio 43215
614.525.3930*

Robert G. Montgomery

SHERIFF

*369 S. High Street
Columbus, Ohio 43215
614.525.3360*

James A. Karnes

TREASURER

*373 S. High Street, 17th Floor
Columbus, Ohio 43215
614.525.3438*

Edward Leonard





Dave Yost • Auditor of State

INDEPENDENT ACCOUNTANTS' REPORT

Franklin County
373 South High Street, 26th Floor
Columbus, Ohio 43215

To the Board of County Commissioners:

We have audited the accompanying financial statements of the governmental activities, the business-type activities, each major fund, and the aggregate discretely presented component units and remaining fund information of Franklin County, Ohio (the County), as of and for the year ended December 31, 2010, which collectively comprise the County's basic financial statements as listed in the table of contents. These financial statements are the responsibility of the County's management. Our responsibility is to express opinions on these financial statements based on our audit. We did not audit the financial statements of Franklin County Stadium, Inc. and Columbus Baseball Team, Inc. and ARC Industries, Inc., which are discretely presented component units and represent 0.99% and 0.43% of the assets, 5.81% and 6.67% of the net assets and 4.17% and 3.05% of revenues, respectively, of the aggregate discretely presented component units and remaining fund information. Other auditors audited those financial statements. They have furnished their report thereon to us and we base our opinion, insofar as it relates to the amounts included for the Franklin County Stadium, Inc. and Columbus Baseball Team, Inc. and ARC Industries, Inc. on the report of the other auditors.

We conducted our audit in accordance with auditing standards generally accepted in the United States of America and the standards applicable to financial audits contained in the Comptroller General of the United States' *Government Auditing Standards*. Those standards require that we plan and perform the audit to reasonably assure whether the financial statements are free of material misstatement. An audit includes examining, on a test basis, evidence supporting the amounts and disclosures in the financial statements. An audit also includes assessing the accounting principles used and significant estimates made by management, as well as evaluating the overall financial statement presentation. We believe that our audit and the report of the other auditors provide a reasonable basis for our opinions.

In our opinion, based on our audit and the report of the other auditors, the financial statements referred to above present fairly, in all material respects, the respective financial position of the governmental activities, the business-type activities, each major fund, and the aggregate discretely presented component units and remaining fund information of Franklin County, Ohio, as of December 31, 2010, and the respective changes in financial position and where applicable, cash flows, thereof and the respective budgetary comparisons for the General, Board of Developmental Disabilities, Children Services Board, Public Assistance, and Alcohol, Drug and Mental Health Board Funds for the year then ended in conformity with accounting principles generally accepted in the United States of America.

88 East Broad Street, Tenth Floor, Columbus, Ohio 43215-3506
Phone: 614-466-3402 or 800-443-9275 Fax: 614-728-7199

www.auditor.state.oh.us

In accordance with *Government Auditing Standards*, we have also issued our report dated June 30, 2011, on our consideration of the County's internal control over financial reporting and our tests of its compliance with certain provisions of laws, regulations, contracts and grant agreements and other matters. While we did not opine on the internal control over financial reporting or on compliance, that report describes the scope of our testing of internal control over financial reporting and compliance and the results of that testing. That report is an integral part of an audit performed in accordance with *Government Auditing Standards*. You should read it in conjunction with this report in assessing the results of our audit.

Accounting principles generally accepted in the United States of America require this presentation to include *Management's discussion and analysis* as listed in the table of contents, to supplement the basic financial statements. Although this information is not part of the basic financial statements, the Governmental Accounting Standards Board considers it essential for placing the basic financial statements in an appropriate operational, economic, or historical context. We have applied certain limited procedures to the required supplementary information in accordance with auditing standards generally accepted in the United States of America, which consisted of inquiries of management about the methods of preparing the information and comparing the information for consistency with management's responses to our inquiries, the basic financial statements, and other knowledge we obtained during our audit of the basic financial statements. We do not express an opinion or provide any assurance on the information because the limited procedures do not provide us with sufficient evidence to express an opinion or provide any other assurance.

We conducted our audit to opine on the financial statements that collectively comprise the County's basic financial statements taken as a whole. The introductory section, the financial section's combining statements, individual fund statements and schedules, and the statistical section information provide additional analysis and are not a required part of the basic financial statements. The financial section's combining statements, individual fund statements and schedules are management's responsibility, and were derived from and relates directly to the underlying accounting and other records used to prepare the basic financial statements. These statements and schedules were subject to the auditing procedures we applied to the basic financial statements. We also applied certain additional procedures, including comparing and reconciling this information directly to the underlying accounting and other records used to prepare the basic financial statements or to the basic financial statements themselves, in accordance with auditing standards generally accepted in the United States of America. In our opinion, this information is fairly stated in all material respects in relation to the basic financial statements taken as a whole. We did not subject the introductory section and statistical section information to the auditing procedures applied in the audit of the basic financial statements and, accordingly, we express no opinion or any other assurance on them.



Dave Yost
Auditor of State

June 30, 2011

***Management's Discussion and Analysis
For the Year Ended December 31, 2010***

Unaudited

As management of Franklin County (the County), we offer readers this narrative overview and analysis of the financial activities of the County as a whole for the fiscal year ended December 31, 2010. We encourage readers to consider the information presented here in conjunction with our letter of transmittal, which can be found at the front of this report, and the financial statements, which follow this section and provide more specific detail. All amounts, unless otherwise indicated, are expressed in thousands of dollars.

Financial Highlights

- The County's assets exceeded its liabilities at the close of 2010 by \$1.222 billion. Of this amount, \$260.8 million is considered unrestricted. Unrestricted net assets may be used to meet ongoing obligations. The unrestricted net assets of the County's governmental activities and business-type activities are \$257.5 million and \$3.3 million, respectively.
- The County's total net assets increased by \$88.8 million in 2010, an increase of 7.8 percent. Net assets of the governmental activities increased \$86.9 million, or 7.9 percent. Net assets of the business-type activities increased \$1.9 million, or 6.9 percent.
- Total revenues for 2010 were \$1.177 billion. General revenues (taxes, investment earnings, unrestricted grants) accounted for \$578.1 million, or 49.1 percent of all revenues. Program revenues (charges for services, program-specific grants and contributions) were \$598.4 million, or 50.9 percent.
- The County's expenses related to governmental activities were \$1.079 billion. Of this amount, \$587.8 million, or 54.4 percent of the total expenses were offset by program revenues. General revenues, primarily taxes, provided \$578.1 million.
- At the close of 2010, the County's governmental funds reported a combined ending fund balance of \$769.0 million, an increase of \$54.6 million in comparison with the prior year. Of the combined fund balance, \$741.0 million was considered unreserved and available for spending at the County's discretion.
- At the end of the current fiscal year, unreserved fund balance for the General Fund was \$219.8 million, or 70.8 percent of total General Fund expenditures (including transfers out). Unreserved fund balance for the General Fund decreased by \$23.7 million, or 9.7 percent, when compared to 2009's General Fund unreserved fund balance.
- The County's investment in capital assets (net of related debt) increased by \$24.8 million, representing a 6.2 percent increase related to governmental activities and a 17.7 percent increase related to business-type activities.
- The County's total long-term debt (bonds, notes, loans and capital leases) increased by \$21.0 million, representing a 4.0 percent increase in debt related to governmental activities and a 93.8 percent decrease in debt related to business-type activities.

Overview of the Financial Statements

Management's discussion and analysis is intended to serve as an introduction to the County's basic financial statements, which are comprised of three components: 1) government-wide financial statements, 2) fund financial statements, and 3) notes to the basic financial statements. This report also contains supplementary information.

Government-wide Financial Statements The government-wide financial statements provide a broad overview of the County's finances in a manner similar to a private-sector business and can be found on pages 16 and 17 of this report.

The statement of net assets presents information on all the County's assets and liabilities, with the difference between the two reported as net assets. Over time, the change in net assets may serve as a useful indicator of whether the County's financial position is improving or declining.

The statement of activities shows how the County's net assets changed during the most recent fiscal year. All changes in net assets are reported as soon as the underlying event occurs, regardless of the timing of related cash flows. Thus, revenues and expenses are reported in this statement for some items that will result in cash flows in future fiscal periods (e.g., uncollected taxes and earned but unused vacation leave).

Both of the government-wide financial statements distinguish functions of the County that are principally supported by taxes and intergovernmental revenues (governmental activities) from other functions that are intended to recover their costs through user fees and charges (business-type activities). The County's governmental activities include general government, judicial, public safety, human services, health, public works, conservation and recreation, and community development functions. The County's business-type activities include water and sewer, and parking facilities operations.

The government-wide financial statements include not only Franklin County itself (known as the primary government), but also certain organizations for which the County is financially accountable. Financial information for these component units is reported separately. The County's component units include ARC Industries, Incorporated, of Franklin County, Ohio (ARC Industries); Veterans Memorial Hall; and Franklin County Stadium, Inc. and Columbus Baseball Team, Inc. (Stadium and Team). Notes 1 and 18 to the basic financial statements contain more information about the component units.

Fund Financial Statements A fund is a grouping of related accounts that is used to maintain control over resources that have been segregated for specific activities or objectives. The County, like other state and local governments, uses fund accounting to ensure and demonstrate compliance with finance-related legal requirements. The County's funds can be divided into three categories: governmental funds, proprietary funds and fiduciary funds.

Governmental Funds: Governmental funds are used to account for essentially the same functions that are reported as governmental activities in the government-wide financial statements. However, unlike the government-wide financial statements, governmental fund financial statements focus on current sources and uses of spendable resources, as well as balances of spendable resources available at the end of the fiscal year. Such information may be useful in evaluating a government's short-term financing requirements.

***Management's Discussion and Analysis
For the Year Ended December 31, 2010***

Unaudited

Because the focus of governmental funds is narrower than that of the government-wide financial statements, it is useful to compare the information presented for governmental funds with similar information presented for governmental activities in the government-wide financial statements so as to understand the long-term impact of the County's short-term financing decisions. Both the governmental fund balance sheet and the governmental fund statement of revenues, expenditures and changes in fund balances provide reconciliations to facilitate this comparison between governmental funds and governmental activities. See pages 20 and 24 of this report.

The County maintains many individual governmental funds. Information is presented separately in the governmental fund balance sheet and in the governmental fund statement of revenues, expenditures and changes in fund balances for those funds considered to be major funds. For Franklin County, these are the General Fund, Board of Developmental Disabilities (FCBDD) fund, Children Services Board fund, Alcohol, Drug and Mental Health (ADAMH) Board fund, and the Public Assistance fund. Data from the other governmental funds is aggregated for presentation as a single column. Individual fund data for each of the nonmajor governmental funds is provided in the combining statements.

The County adopts a budget resolution annually. Financial statements for the major funds have been prepared on a budgetary basis that does not conform with generally accepted accounting principles (GAAP) and are provided on pages 25 – 29 to demonstrate budgetary compliance.

Proprietary Funds: The County maintains two types of proprietary funds. Enterprise funds report the same functions presented as business-type activities in the government-wide financial statements. Enterprise funds are used to account for water and sewer, and parking facilities operations. Internal service funds are an accounting device used to accumulate and allocate costs internally across the County's various functions. Internal service funds are used to account for employee benefits and telecommunications. Because the services accounted for in the internal service funds predominantly benefit governmental rather than business-type functions, they have been included within governmental activities in the government-wide financial statements.

The proprietary fund statements provide the same type of information as the government-wide financial statements, only in more detail. The proprietary fund financial statements show the Water and Sewer fund and the Parking Facilities fund separately; the internal service funds are aggregated. The basic proprietary fund financial statements are on pages 30 – 32.

Fiduciary Funds: Fiduciary funds are used to account for resources held for the benefit of parties outside the County. Fiduciary funds are not reflected in the government-wide financial statements because those resources are not available to support the County's own programs. The accounting used for fiduciary funds is much like that used for proprietary funds. The basic fiduciary fund financial statement can be found on page 33.

Notes to the Basic Financial Statements: The notes provide additional information essential to a full understanding of the data provided in the government-wide and fund financial statements. The notes to the basic financial statements can be found on pages 34 – 84.

Other Information: The combining statements referred to earlier in connection with nonmajor governmental funds, proprietary funds, fiduciary funds and component units are presented immediately following the notes. Individual fund schedules prepared on a non-GAAP, budgetary basis are also presented. Combining nonmajor fund statements and individual fund schedules can be found on pages 86 – 160 of this report.

FRANKLIN COUNTY, OHIO

**Management's Discussion and Analysis
For the Year Ended December 31, 2010**

Unaudited

Government-wide Financial Analysis

The following table provides a summary of the County's 2010 net assets compared to 2009:

	Net Assets (Amounts in 000's)					
	Governmental Activities		Business-type Activities		Total	
	2010	2009	2010	2009	2010	2009
Assets:						
Current and other assets	\$ 1,447,447	\$ 1,420,039	\$ 14,600	\$ 6,520	\$ 1,462,047	\$ 1,426,559
Capital assets	651,831	595,526	33,714	30,450	685,545	625,976
Total assets	<u>2,099,278</u>	<u>2,015,565</u>	<u>48,314</u>	<u>36,970</u>	<u>2,147,592</u>	<u>2,052,535</u>
Liabilities:						
Long-term debt	336,566	323,485	16,287	8,401	352,853	331,886
Other long-term liabilities	46,794	46,288	184	161	46,978	46,449
Other liabilities	523,540	540,319	2,624	1,039	526,164	541,358
Total liabilities	<u>906,900</u>	<u>910,092</u>	<u>19,095</u>	<u>9,601</u>	<u>925,995</u>	<u>919,693</u>
Net assets:						
Invested in capital assets						
net of related debt	359,240	338,311	25,961	22,049	385,201	360,360
Restricted	575,604	485,882	-	-	575,604	485,882
Unrestricted	257,534	281,279	3,258	5,320	260,792	286,599
Total net assets	<u>\$ 1,192,378</u>	<u>\$ 1,105,472</u>	<u>\$ 29,219</u>	<u>\$ 27,369</u>	<u>\$ 1,221,597</u>	<u>\$ 1,132,841</u>

As noted earlier, net assets may serve as a useful indicator of the County's financial position. The County's assets exceeded liabilities by \$1.222 billion (\$1.192 billion in governmental activities and \$29.2 million in business-type activities) at the close of 2010. The County as a whole, and its separate governmental and business-type activities, had positive balances in all categories of net assets in the prior fiscal year as well.

A large portion of the County's net assets (31.5 percent) reflects its investment in capital assets (e.g., land, buildings and improvements, infrastructure, machinery and equipment, and construction in progress) less accumulated depreciation and any related outstanding debt that had been used to acquire those assets. Although the County's investment in its capital assets is reported net of related debt, it should be noted that the resources needed to repay this debt must be provided from other sources, since the capital assets themselves cannot be used to liquidate these liabilities.

An additional portion of the County's net assets (47.1 percent) represents resources that are subject to external or legal restrictions on how they may be used. The remaining balance of net assets (\$260.8 million) is unrestricted and may be used to meet the County's ongoing obligations to citizens, employees and creditors. It is important to note, however, that the unrestricted net assets of the County's business-type activities (\$3.3 million) may not be used to fund governmental activities. The amount invested in capital assets, net of related debt, increased by \$24.9 million or 6.9 percent, primarily related to construction of the new courthouse, animal shelter, and various infrastructure improvements. Restricted net assets increased by \$89.7 million in 2010 when compared with 2009.

The County's total net assets increased by \$88.8 million during 2010: \$86.9 million increase for governmental activities and \$1.9 million increase for business-type activities. The following table shows the changes in net assets for 2010 compared with 2009:

FRANKLIN COUNTY, OHIO

**Management's Discussion and Analysis
For the Year Ended December 31, 2010**

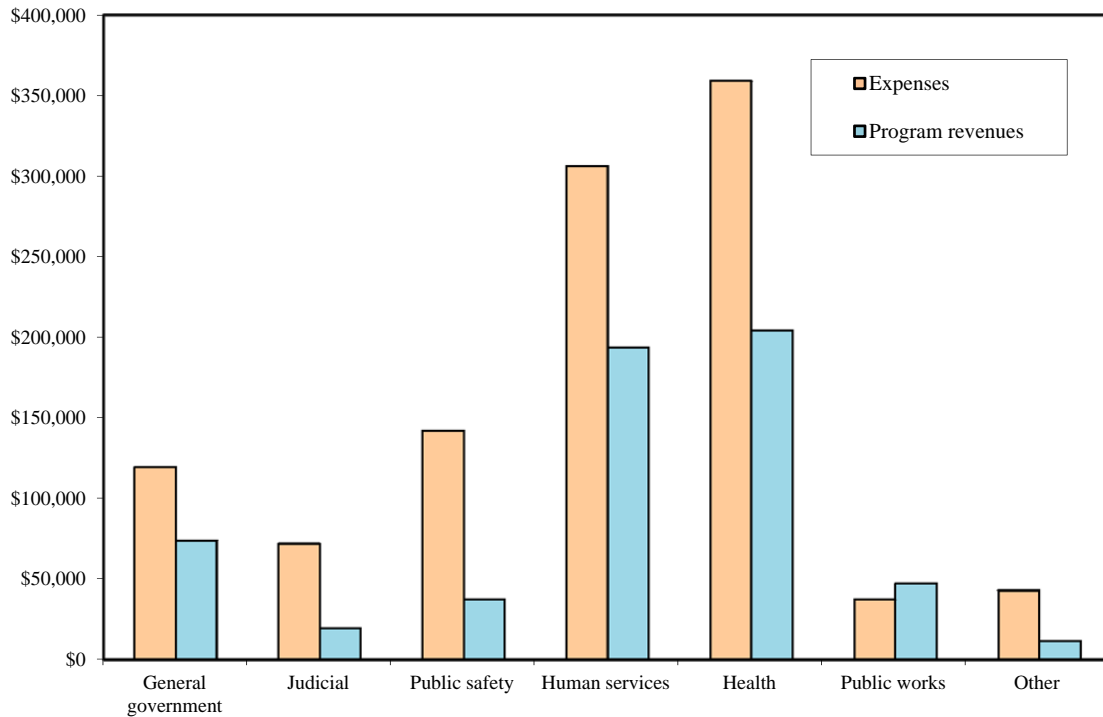
Unaudited

Changes in Net Assets (Amounts in 000's)						
	Governmental Activities		Business-type Activities		Total	
	2010	2009	2010	2009	2010	2009
Program revenues:						
Charges for services	\$ 122,662	\$ 114,858	\$ 8,506	\$ 8,173	\$ 131,168	\$ 123,031
Operating grants	444,629	474,879	-	50	444,629	474,929
Capital grants	20,512	17,044	2,111	133	22,623	17,177
General revenues:						
Property taxes	400,475	381,888	-	-	400,475	381,888
Sales taxes	130,876	124,249	-	-	130,876	124,249
Grants not restricted to specific programs	31,080	30,391	-	-	31,080	30,391
Unrestricted investment earnings	15,695	14,354	-	-	15,695	14,354
Total revenues	1,165,929	1,157,663	10,617	8,356	1,176,546	1,166,019
Expenses:						
General government	119,360	115,650	-	-	119,360	115,650
Judicial	72,112	72,313	-	-	72,112	72,313
Public safety	142,036	143,576	-	-	142,036	143,576
Human services	306,335	381,133	-	-	306,335	381,133
Health	358,987	352,419	-	-	358,987	352,419
Public works	37,187	37,853	-	-	37,187	37,853
Conservation and recreation	20,676	20,415	-	-	20,676	20,415
Community development	8,539	9,257	-	-	8,539	9,257
Interest and fiscal charges	13,791	13,327	-	-	13,791	13,327
Water and sewer	-	-	6,954	5,053	6,954	5,053
Parking facilities	-	-	1,813	1,974	1,813	1,974
Total expenses	1,079,023	1,145,943	8,767	7,027	1,087,790	1,152,970
Change in net assets	86,906	11,720	1,850	1,329	88,756	13,049
Net assets – beginning	1,105,472	1,093,752	27,369	26,040	1,132,841	1,119,792
Net assets – ending	\$ 1,192,378	\$ 1,105,472	\$ 29,219	\$ 27,369	\$ 1,221,597	\$ 1,132,841

Governmental Activities Governmental activities added to the County's net assets by \$86.9 million. Key elements of this change are as follows:

- There was an \$8.1 million or 6.6 percent increase in charges for services.
- Capital grants and contributions increased by \$5.4 million related to an increase in federal funding for infrastructure projects.
- Property taxes increased by \$18.6 million or 4.9 percent. A contributing factor was in 2009 voters approved a 3.1 mill tax levy for the Children Services Board; 2010 was the first year of collection.
- Sales taxes increased by \$6.6 million over sales tax revenue of calendar year 2009.
- Expenses for judicial, health, public works, and conservation and recreation functions were maintained at levels similar to the prior year. There was a significant decrease in human service expenses, \$74.8 million, due to major programs being shifted to the State of Ohio. There was a corresponding, but less, decrease in operating grants and contributions for human services.

Expenses and Program Revenues – Governmental Activities
(Amounts in 000's)



For governmental activities, revenues exceeded expenses, resulting in an \$86.9 million increase in net assets during 2010.

Operating grants were the largest type of program revenue, accounting for \$444.6 million or 38.1 percent of total governmental revenues. The major recipients of operating grant revenue were FCBDD, the Children Services Board, the ADAMH Board, and the Department of Jobs and Family Services accounted for in the Public Assistance fund.

Property taxes accounted for \$400.5 million or 34.4 percent of total revenues for governmental activities. The major recipients of property tax revenues were FCBDD, the Children Services Board, the ADAMH Board and the General Fund. Another major component of general revenues was sales tax, which totaled \$130.9 million. Sales tax was the largest revenue source for the General Fund.

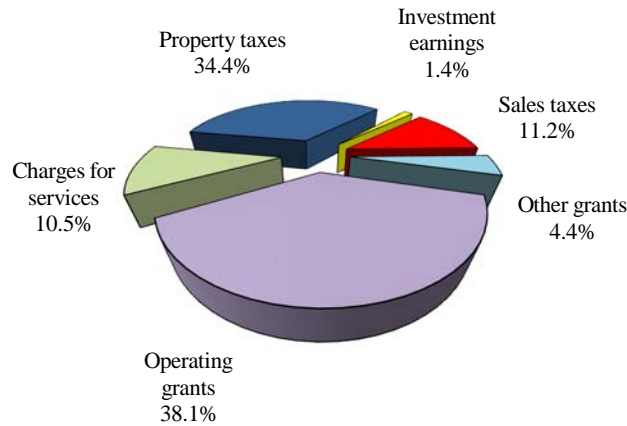
Charges to users of governmental services, another type of program revenue, made up \$122.7 million of total governmental revenues. These charges included fees for conveyance of real estate, fees associated with the collection of property taxes, fines and forfeitures related to judicial activity, and licenses and permits.

FRANKLIN COUNTY, OHIO

**Management's Discussion and Analysis
For the Year Ended December 31, 2010**

Unaudited

Revenues by Source - Governmental Activities

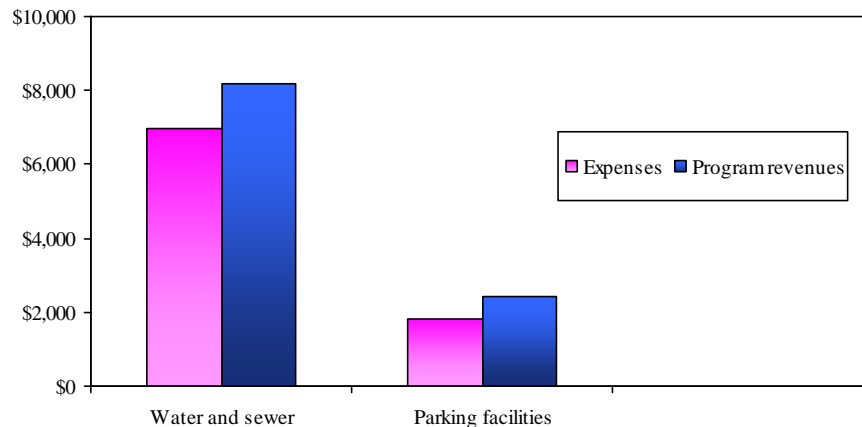


On the expense side, the largest activity in 2010 was health, accounting for \$359.0 million or 33.3 percent of the total expenses for governmental activities. The major providers of health activities are FCBDD and the ADAMH Board. The human services program accounted for \$306.3 million or 28.4 percent of total governmental expenses. Human services expenses decreased by 19.6 percent from 2009 primarily related to shifting programs to the State of Ohio.

The general government function represents activities related to the governing body as well as activities that directly support other County programs that serve the County's residents. In 2010, this represented 11.1 percent of the County's total governmental expenses. 2010 general government expenses increased by \$3.7 million or 3.2 percent from the prior year.

Business-type Activities The County's net assets for business-type activities increased by \$1.9 million. Capital grants and contributions totaling \$2.1 million were received for water and sewer.

Expenses and Program Revenues - Business-type Activities
(Amounts in 000's)



Financial Analysis of the County's Funds

As noted earlier, the County uses fund accounting to ensure and demonstrate compliance with finance-related legal requirements.

Governmental Funds The focus of the County's governmental funds is to provide information on near-term inflows, outflows and balances of spendable resources. This information is useful in assessing the County's financing requirements. In particular, unreserved fund balance may serve as a measure of the County's net resources available for spending at the end of the year.

At December 31, 2010, the County's governmental funds reported combined ending fund balances of \$769.0 million, an increase of \$54.6 million in comparison with the prior year balances. Approximately \$741.0 million of this amount constitutes unreserved fund balance, available for spending at the County's discretion. The remainder is reserved to indicate that it is not available for new spending because it is related to notes receivable, advances to other funds or inventories of consumable supplies, none of which can easily be converted into cash. While most of the governmental fund balances are not reserved in the governmental fund statements, they become classified as restricted net assets on the government-wide statement of net assets due to restrictions for use for a particular purpose mandated by the source of the funding, such as the tax levy language or the underlying grant.

General Fund The General Fund is the chief operating fund of the County. The net change in the fund balance of the General Fund was a decrease of \$25.0 million during 2010. However, at December 31, 2010, unreserved fund balance of the General Fund was \$219.8 million, while total fund balance was \$236.8 million. As a measure of the General Fund's liquidity, it may be useful to compare both unreserved fund balance and total fund balance to total fund expenditures. Unreserved fund balance represents 70.8 percent of total General Fund expenditures (including transfers out), while total fund balance represents 76.3 percent of that same amount.

Major Special Revenue Funds The Board of Developmental Disabilities, Children Services Board, ADAMH Board, and Public Assistance funds are major special revenue funds used to account for specific governmental revenues and the associated expenditures are restricted to specified purposes because of legal or regulatory provisions or administrative action. The Board of Commissioners must approve tax levy requests before they are placed on the ballot.

The Board of Developmental Disabilities fund accounts for property taxes and federal and state grants restricted to expenditures for those services that benefit the developmentally disabled. Property tax revenue remained relatively constant compared to revenue reported in 2009, but intergovernmental revenue increased by \$13.8 million. Expenditures for social service contracts, medical providers, and the maintenance and operation of buildings and buses increased by \$5.9 million or 2.9 percent when compared with the prior year. The net change in fund balance for 2010 was an increase of \$40.8 million or 17.3 percent.

The Children Services Board fund accounts for property taxes and federal funds restricted for programs designed to help abused, neglected, dependent, and troubled children and their families. The net change in fund balance for 2010 was an increase of \$40.0 million or 58.7 percent. Primary factors for the increase in fund balance include an increase in property tax revenue in the amount of \$22.0 million and intergovernmental revenue in the amount of \$9.1 million. Expenditures remained constant.

***Management's Discussion and Analysis
For the Year Ended December 31, 2010***

Unaudited

The ADAMH Board fund accounts for alcohol and drug addiction treatment programs and mental health services to the public, generally through contracts with local health care providers. The largest revenue sources are property taxes and state funding. The net change in fund balance for 2010 was an increase of \$16.6 million or 61.5 percent. Property tax revenue remained relatively constant compared to revenue reported in 2009, however intergovernmental revenue increased by \$15.7 million or 17.0 percent. Expenditures increased by \$2.0 million or 1.4 percent.

The Public Assistance fund accounts for funding from the State of Ohio for job training and various other types of assistance and services for qualified clients. Intergovernmental revenue decreased by \$68.5 million or 43.7 percent, and program spending decreased by \$72.7 million or 44.3 percent. The net change in fund balance was \$4.5 million. Some of the major programs and related intergovernmental revenue previously handled by the County are now provided and accounted for by the State of Ohio.

Other Governmental Funds Other Governmental Funds represents all nonmajor special revenue funds, nonmajor capital projects funds and nonmajor debt service funds. The largest revenue sources are intergovernmental revenues from the state (primarily related to road and bridge construction and collection of court-ordered child support) and property taxes for the zoo and for senior services. The net change in fund balance for 2010 was a decrease of \$22.2 million or 17.8 percent, primarily related to capital projects. This activity was recorded in the related capital projects fund. See the Capital Asset and Debt Administration section on pages 12 and 13, and the related notes to the basic financial statements, note 9 and note 10, on pages 58 – 69 for more information on the capital assets and related debt issuances.

Proprietary Funds The County's proprietary funds provide the same type of information found in the business-type activities in the government-wide financial statements, but in more detail. Unrestricted net assets of Water and Sewer at the end of the year amounted to \$.6 million and those for Parking Facilities amounted to \$2.7 million. The total change in net assets for the funds was an increase of \$1.2 million and an increase of \$0.6 million, respectively. Other factors concerning the finances of these two funds have already been addressed in the discussion of the County's business-type activities.

Budgetary Highlights

The County's budget is prepared according to Ohio law. The most significant budgeted fund is the General Fund. For calendar year 2010, the total original appropriations for the General Fund, including those for advances and transfers out, were \$324.2 million, while the final appropriations were \$325.0 million, resulting in a net increase of \$.8 million or 0.25 percent. While the total general fund budget did not change significantly between original and final budget, there were some significant changes to the functional classifications as follows:

- \$9.0 million was originally budgeted within the Board of Commissioners budget as a contingency item but was reclassified to other functional areas as needs were evident. Major adjustments included personnel and security equipment for the new Courthouse and commitments to certain maintenance projects.
- There was a \$2.9 million increase in appropriations for public safety for salaries, wellness incentive, term pay-outs and various benefits. The Sheriff also contracted out nursing services, which had previously been performed in-house, which necessitated a large adjustment in services and materials.

FRANKLIN COUNTY, OHIO

**Management's Discussion and Analysis
For the Year Ended December 31, 2010**

Unaudited

- There was a \$6.3 million increase in appropriations for intergovernmental grants which was primarily an accounting reclassification.

Final General Fund appropriations for 2010 were lower than the final 2009 appropriations by \$9.4 million or 2.8 percent, and 4.2 percent higher than actual 2010 budgetary basis expenditures. Significant variances between the final budget and actual results for the General Fund are described as follows:

- Actual general government expenditures were \$3.4 million or 4.0 percent lower than budgeted. While all of the general government agencies had positive variances, the most significant variance was due to public facilities management maintenance expenditures \$1.0 million lower than budget.
- Actual judicial expenditures were \$1.7 million or 1.9 percent lower than expected. Spending by the domestic and juvenile court was \$0.7 million lower than budgeted and by the clerk of court, \$0.3 million lower than budgeted. Expenditures for data processing equipment, supplies and services were lower than expected.
- Actual public safety expenditures were \$1.1 million or 1.1 percent lower than expected, primarily due to Sheriff expenditures being lower than final budget.
- Actual transfers out of the General Fund were \$5.6 million lower than budget.

Capital Asset and Debt Administration

Capital Assets The County's investment in capital assets for its governmental and business type activities at December 31, 2010, amounts to \$385.2 million (net of related debt). The increase in the County's investment in capital assets (net of related debt) for 2010 was 6.9 percent when compared to 2009 activity. The amount reported for capital assets in the financial statements increased by \$59.6 million as detailed in the table below:

Capital Assets, Net of Depreciation (Amounts in 000's)						
	Governmental Activities		Business-type Activities		Total	
	2010	2009	2010	2009	2010	2009
Land	\$ 57,068	\$ 55,810	\$ 442	\$ 442	\$ 57,510	\$ 56,252
Buildings and improvements	228,528	236,569	8,400	8,715	236,928	245,284
Infrastructure	136,040	134,738	17,431	17,809	153,471	152,547
Machinery and equipment	35,149	34,615	411	490	35,560	35,105
Construction in progress	195,046	133,794	7,030	2,994	202,076	136,788
	<u>\$ 651,831</u>	<u>\$ 595,526</u>	<u>\$ 33,714</u>	<u>\$ 30,450</u>	<u>\$ 685,545</u>	<u>\$ 625,976</u>

The major capital asset expenditures during 2010 involved construction projects: the new building for the courts, a new animal shelter, energy conservation projects, and infrastructure improvements. More information regarding the County's capital assets can be found in note 9 on pages 58 – 60.

Long-term Debt At December 31, 2010, the County had total long-term debt outstanding of \$352.9 million. All of the County's debt is unvoted. General obligation debt as shown in the table below includes bonds, notes, loans and capital leases.

FRANKLIN COUNTY, OHIO

**Management's Discussion and Analysis
For the Year Ended December 31, 2010**

Unaudited

Outstanding Debt (Amounts in 000's)						
	Governmental		Business-type		Total	
	Activities		Activities			
	2010	2009	2010	2009	2010	2009
General obligation debt	\$ 279,805	\$ 261,420	\$ 9,740	\$ 1,895	\$ 289,545	\$ 263,315
Special obligation debt	44,500	48,496	6,519	6,443	51,019	54,939
Unamortized bond premiums	13,082	14,406	41	91	13,123	14,497
Unamortized deferred charges	(1,711)	(2,012)	(13)	(28)	(1,724)	(2,040)
Capital leases	890	1,175	-	-	890	1,175
	<u>\$ 336,566</u>	<u>\$ 323,485</u>	<u>\$ 16,287</u>	<u>\$ 8,401</u>	<u>\$ 352,853</u>	<u>\$ 331,886</u>

The County's total long-term debt increased by \$21.0 million, or 6.3 percent during calendar year 2010. During 2010, the County had two bond issues. In April 2010, the County issued \$49.455 million general obligation bonds, and in December 2010 issued an additional \$12.805 million to finance construction projects. An additional \$0.464 million was received from the Ohio Water Development Authority for business-type activity construction projects and retiring special obligation notes were partially refinanced.

Both Standard & Poor's and Moody's Investor Services have given Franklin County a "triple-A" credit rating, the highest rating possible. The County's rating is based on the County's financial management and debt burden, and the strength of the local economy. The County is within all its legal debt limitations. As of December 31, 2010, the County's non-exempt debt was \$230.4 million. The County's limit for total voted and unvoted non-exempt debt was \$698.1 million, leaving a borrowing capacity of \$467.7 million. Unvoted, non-exempt debt is limited to one percent of total assessed property value. For 2010, that limit was \$279.8 million, leaving a borrowing capacity of \$49.4 million. The aggregate amount of the County's unvoted debt is also subject to overlapping debt restrictions with other political subdivisions. At year-end, the County's total net bonded debt amounted to 0.99 percent of the total assessed value of all property within the County.

In addition to the bonded debt, notes, loans and capital leases, the County's long-term obligations include compensated absences and workers' compensation. More information regarding the County's long-term obligations can be found in note 10 on pages 61 – 69.

Economic Factors and Next Year's Budgets and Rates

Franklin County has experienced significant growth in the past thirty years, both in population and in tax base. The County's financial condition remains strong. The County's General Fund unrestricted cash balance at December 31, 2010, was \$201.8 million, an amount sufficient to cover General Fund expenditures for more than seven months.

When preparing the budget for the 2011 fiscal year, the following factors were taken into consideration:

- Franklin County's unemployment rate for 2010 was 8.5 percent, an increase of 0.2 percent from 2009. As unemployment rises, the demand for health and human services provided by County agencies is expected to increase.
- Sales tax revenues are projected to remain relatively flat, and another significant revenue source. Another major revenue source, the local government fund, is expected to be significantly reduced in future years.

FRANKLIN COUNTY, OHIO

***Management's Discussion and Analysis
For the Year Ended December 31, 2010***

Unaudited

- Investment earnings are expected to decline by \$5.7 million in the General Fund and \$9.7 million overall due to lower interest rates and less money to invest.
- The economic stabilization reserve and contingency funding remain at the maximum levels permitted by Ohio law. Despite cost savings measures, General Fund cash reserves are expected to decrease by approximately \$26 million.

Requests for Information

This financial report is designed to provide citizens, taxpayers, customers, investors and creditors with a general overview of the County's finances, and to demonstrate accountability for the money the County receives. Questions concerning any of the information provided in this report or requests for additional financial information should be addressed to the Franklin County Auditor, Fiscal Services Division, 373 South High Street, 21st Floor, Columbus, Ohio 43215-6310. This report is also available on-line at www.franklincountyauditor.com.

Basic Financial Statements

FRANKLIN COUNTY, OHIO

Statement of Net Assets
December 31, 2010

(Amounts in 000's)

	Primary Government			Component Units
	Governmental Activities	Business-type Activities	Total	
Assets:				
Equity with County Treasurer (notes 1 & 4)	\$ 763,138	\$ 12,680	\$ 775,818	\$ -
Cash, cash equivalents, and investments in segregated accounts (notes 1 & 4)	2,278	3	2,281	9,573
Property taxes receivable, net (note 6)	449,545	-	449,545	-
Accounts receivable	6,742	1,243	7,985	1,263
Accrued interest receivable	2,457	8	2,465	-
Sales taxes receivable	36,024	-	36,024	-
Internal balances (notes 1 & 5)	4	(4)	-	-
Due from component unit (notes 5 & 18)	50	-	50	-
Due from primary government (notes 5 & 18)	-	-	-	166
Due from other governments	156,435	417	156,852	-
Notes receivable (note 7)	12,413	-	12,413	-
Leases receivable (note 8)	2,372	-	2,372	-
Loans receivable, net (note 1)	3,806	-	3,806	-
Inventories (note 1)	4,299	179	4,478	300
Prepaid items (note 1)	571	-	571	14,341
Deferred charges (note 1)	2,114	74	2,188	-
Restricted cash (notes 1 & 4)	1,774	-	1,774	-
Assets held for resale (note 1)	3,425	-	3,425	-
Capital assets, net of accumulated depreciation:				
Nondepreciable (notes 1 & 9)	252,114	7,472	259,586	-
Depreciable (notes 1 & 9)	399,717	26,242	425,959	4,696
Total assets	2,099,278	48,314	2,147,592	30,339
Liabilities:				
Accrued wages	14,427	49	14,476	525
Accrued interest	1,345	44	1,389	-
Accounts payable and other current liabilities	62,812	2,531	65,343	1,398
Matured bonds and interest payable	658	-	658	-
Due to component unit (notes 5 & 18)	166	-	166	-
Due to primary government (note 5 & 18)	-	-	-	50
Unearned revenue (note 1)	442,358	-	442,358	13,101
Liabilities payable from restricted assets	1,774	-	1,774	-
Long-term liabilities: (notes 1 & 10)				
Due within one year	31,669	1,544	33,213	109
Due in more than one year	351,691	14,927	366,618	184
Total liabilities	906,900	19,095	925,995	15,367
Net Assets:				
Invested in capital assets, net of related debt	359,240	25,961	385,201	4,618
Restricted for:				
Judicial	10,802	-	10,802	-
Public safety	15,119	-	15,119	-
Human services	153,148	-	153,148	-
Health	355,650	-	355,650	-
Public works	26,420	-	26,420	-
Real estate assessment	11,471	-	11,471	-
Debt service (note 10)	301	-	301	-
Other purposes	2,693	-	2,693	80
Unrestricted	257,534	3,258	260,792	10,274
Total net assets	\$ 1,192,378	\$ 29,219	\$ 1,221,597	\$ 14,972

The notes to the basic financial statements are an integral part of this statement.

FRANKLIN COUNTY, OHIO

**Statement of Activities
For the Year Ended December 31, 2010**

(Amounts in 000's)

	Program Revenues				Net (Expense) Revenue and Changes in Net Assets			Component Units
	Expenses	Charges for Services	Operating Grants and Contributions	Capital Grants and Contributions	Primary Government			
					Governmental Activities	Business-type Activities	Total	
Primary government:								
Governmental activities:								
General government	\$ 119,360	\$ 72,996	\$ 968	\$ 6	\$ (45,390)	\$ -	\$ (45,390)	\$ -
Judicial	72,112	12,605	6,959	131	(52,417)	-	(52,417)	-
Public safety	142,036	18,063	19,179	105	(104,689)	-	(104,689)	-
Human services	306,335	6,164	187,459	-	(112,712)	-	(112,712)	-
Health	358,987	8,287	196,071	-	(154,629)	-	(154,629)	-
Public works	37,187	4,081	24,802	18,288	9,984	-	9,984	-
Conservation and recreation	20,676	-	3,484	1,077	(16,115)	-	(16,115)	-
Community development	8,539	466	5,707	905	(1,461)	-	(1,461)	-
Interest and fiscal charges	13,791	-	-	-	(13,791)	-	(13,791)	-
Total governmental activities	<u>1,079,023</u>	<u>122,662</u>	<u>444,629</u>	<u>20,512</u>	<u>(491,220)</u>	<u>-</u>	<u>(491,220)</u>	<u>-</u>
Business-type activities:								
Water and sewer	6,954	6,080	-	2,111	-	1,237	1,237	-
Parking facilities	1,813	2,426	-	-	-	613	613	-
Total business-type activities	<u>8,767</u>	<u>8,506</u>	<u>-</u>	<u>2,111</u>	<u>-</u>	<u>1,850</u>	<u>1,850</u>	<u>-</u>
Total primary government	<u>\$ 1,087,790</u>	<u>\$ 131,168</u>	<u>\$ 444,629</u>	<u>\$ 22,623</u>	<u>(491,220)</u>	<u>1,850</u>	<u>(489,370)</u>	<u>-</u>
Component units: (notes 1 & 18)								
ARC Industries	\$ 8,639	\$ 6,831	\$ 1,914	\$ -	-	-	-	106
Veterans Memorial Hall	2,601	2,368	-	-	-	-	-	(233)
Stadium and Team	10,017	12,032	-	-	-	-	-	2,015
Total component units	<u>\$ 21,257</u>	<u>\$ 21,231</u>	<u>\$ 1,914</u>	<u>\$ -</u>	<u>-</u>	<u>-</u>	<u>-</u>	<u>1,888</u>
General revenues:								
Property taxes (note 6)					400,475	-	400,475	-
Sales taxes					130,876	-	130,876	-
Grants and contributions not restricted to specific programs					31,080	-	31,080	-
Unrestricted investment earnings					15,695	-	15,695	587
Total general revenues					<u>578,126</u>	<u>-</u>	<u>578,126</u>	<u>587</u>
Change in net assets					86,906	1,850	88,756	2,475
Net assets - beginning					1,105,472	27,369	1,132,841	12,497
Net assets - ending					<u>\$ 1,192,378</u>	<u>\$ 29,219</u>	<u>\$ 1,221,597</u>	<u>\$ 14,972</u>

The notes to the financial statements are an integral part of this statement.

FRANKLIN COUNTY, OHIO

**Balance Sheet
Governmental Funds
December 31, 2010**

(Amounts in 000's)

	General	Board of Developmental Disabilities	Children Services Board	ADAMH Board
Assets:				
Equity with County Treasurer (notes 1 & 4)	\$ 201,833	\$ 275,850	\$ 112,237	\$ 44,860
Cash and investments in				
segregated accounts (notes 1 & 4)	1	-	-	-
Property taxes receivable, net (note 6)	40,514	173,803	131,972	60,205
Accounts receivable	1,362	2,803	-	24
Accrued interest receivable	2,421	-	-	-
Sales taxes receivable	36,024	-	-	-
Due from other funds (note 5)	1,144	-	13	94
Due from component unit (notes 5 & 18)	50	-	-	-
Due from other governments	17,260	28,255	39,091	34,439
Notes receivable (note 7)	3,098	-	-	-
Leases receivable (note 8)	300	-	-	-
Loans receivable, net (note 1)	-	-	-	-
Inventories (note 1)	2,661	465	13	-
Advances to other funds (notes 1 & 5)	11,207	-	-	-
Restricted cash (notes 1 & 4)	1,774	-	-	-
Total assets	\$ 319,649	\$ 481,176	\$ 283,326	\$ 139,622
Liabilities and fund balances:				
Liabilities:				
Accrued wages	\$ 6,642	\$ 2,848	\$ 1,627	\$ 121
Accounts payable	5,437	6,132	7,861	19,921
Matured bonds and interest payable	-	-	-	-
Due to other funds (note 5)	12	30	294	-
Due to component unit (notes 5 & 18)	-	166	-	-
Deferred revenue (note 1)	30,001	28,523	38,430	18,048
Unearned revenue (note 1)	39,017	167,186	127,025	58,023
Advances from other funds (notes 1 & 5)	-	-	-	-
Liabilities payable from restricted assets	1,774	-	-	-
Total liabilities	82,883	204,885	175,237	96,113
Fund balances: (note 1)				
Reserved for notes receivable	3,098	-	-	-
Reserved for advances to other funds	11,207	-	-	-
Reserved for inventories	2,661	465	13	-
Unreserved, reported in:				
General fund:				
Designated for future years' expenditures (note 13)	18,161	-	-	-
Designated for claims (note 14)	9,017	-	-	-
Undesignated	192,622	-	-	-
Special revenue funds	-	275,826	108,076	43,509
Debt service funds	-	-	-	-
Capital projects funds	-	-	-	-
Total fund balances	236,766	276,291	108,089	43,509
Total liabilities and fund balances	\$ 319,649	\$ 481,176	\$ 283,326	\$ 139,622

The notes to the basic financial statements are an integral part of this statement.

(Continued on next page)

FRANKLIN COUNTY, OHIO

Balance Sheet
Governmental Funds
December 31, 2010

(Amounts in 000's)

	Public Assistance	Other Governmental Funds	Total Governmental Funds
Assets:			
Equity with County Treasurer (notes 1 & 4)	\$ 5,893	\$ 107,776	\$ 748,449
Cash and investments in			
segregated accounts (notes 1 & 4)	-	2,277	2,278
Property taxes receivable, net (note 6)	-	43,051	449,545
Accounts receivable	52	2,368	6,609
Accrued interest receivable	-	36	2,457
Sales taxes receivable	-	-	36,024
Due from other funds (note 5)	-	247	1,498
Due from component unit (notes 5 & 18)	-	-	50
Due from other governments	4,838	32,551	156,434
Notes receivable (note 7)	-	9,315	12,413
Leases receivable (note 8)	-	2,072	2,372
Loans receivable, net (note 1)	-	3,806	3,806
Inventories (note 1)	6	1,154	4,299
Advances to other funds (notes 1 & 5)	-	-	11,207
Restricted cash (notes 1 & 4)	-	-	1,774
Total assets	\$ 10,789	\$ 204,653	\$ 1,439,215
Liabilities and fund balances:			
Liabilities:			
Accrued wages	\$ 1,181	\$ 1,969	\$ 14,388
Accounts payable	1,933	12,855	54,139
Matured bonds and interest payable	-	658	658
Due to other funds (note 5)	684	503	1,523
Due to component unit (notes 5 & 18)	-	-	166
Deferred revenue (note 1)	431	28,571	144,004
Unearned revenue (note 1)	2,418	48,689	442,358
Advances from other funds (notes 1 & 5)	2,084	9,123	11,207
Liabilities payable from restricted assets	-	-	1,774
Total liabilities	8,731	102,368	670,217
Fund balances: (note 1)			
Reserved for notes receivable	-	9,315	12,413
Reserved for advances to other funds	-	-	11,207
Reserved for inventories	6	1,154	4,299
Unreserved, reported in:			
General fund:			
Designated for future years' expenditures (note 13)	-	-	18,161
Designated for claims (note 14)	-	-	9,017
Undesignated	-	-	192,622
Special revenue funds	2,052	66,918	496,381
Debt service funds	-	380	380
Capital projects funds	-	24,518	24,518
Total fund balances	2,058	102,285	768,998
Total liabilities and fund balances	\$ 10,789	\$ 204,653	\$ 1,439,215

The notes to the basic financial statements are an integral part of this statement.

FRANKLIN COUNTY, OHIO

**Reconciliation of Total Governmental Fund Balances to
Net Assets of Governmental Activities
December 31, 2010**

(Amounts in 000's)

Total fund balances - governmental funds (page 19)	\$	768,998
Amounts reported for governmental activities in the statement of net assets (page 16) are different because:		
Capital assets used in governmental activities are not financial resources and, therefore, are not reported in the funds.		651,831
Assets held for resale are not financial resources and, therefore are not reported in the funds.		3,425
Other assets are not available to pay for current period expenditures and, therefore, are deferred in the funds:		
Accrued interest receivable	1,357	
Sales taxes receivable	14,111	
Accounts receivable	522	
Due from other funds	37	
Due from other governments	102,012	
Property taxes receivable	23,593	
Leases receivable	<u>2,372</u>	
		144,004
Debt issuance costs are deferred in the statement of net assets.		2,114
Internal service funds are used by management to charge the costs of employee benefits and telecommunications to individual funds. The assets and liabilities of the internal service funds are included in governmental activities in the statement of net assets.		6,711
Some liabilities are not due and payable in the current period and, therefore, are not reported in the funds:		
Accrued interest	(1,345)	
General obligation bonds	(279,805)	
Taxable special obligation bonds and notes	(38,865)	
Unamortized bond premiums, discounts, and charges	(11,371)	
Loans	(5,635)	
Compensated absences	(40,402)	
Workers' compensation	(6,392)	
Capital leases	<u>(890)</u>	
		<u>(384,705)</u>
Net assets of governmental activities (page 16)	\$	<u><u>1,192,378</u></u>

The notes to the basic financial statements are an integral part of this statement.



FRANKLIN COUNTY, OHIO

**Statement of Revenues, Expenditures and Changes in Fund Balances
Governmental Funds
For the Year Ended December 31, 2010**

(Amounts in 000's)

	General	Board of Developmental Disabilities	Children Services Board	ADAMH Board
Revenues:				
Sales tax	\$ 130,621	\$ -	\$ -	\$ -
Property taxes (note 6)	39,766	154,360	117,620	53,689
Licenses and permits	445	-	-	-
Fees and charges for services	49,903	8,481	886	-
Fines and forfeitures	1,356	-	-	-
Intergovernmental	41,064	89,727	86,569	107,986
Investment income	16,508	-	-	-
Other	5,516	915	193	264
Total revenues	285,179	253,483	205,268	161,939
Expenditures:				
Current:				
General government	81,482	-	-	-
Judicial	67,876	-	-	-
Public safety	115,326	-	-	-
Human services	4,767	-	165,271	-
Health	-	212,762	-	145,327
Public works	519	-	-	-
Conservation and recreation	-	-	-	-
Community development	1,923	-	-	-
Capital outlays	190	-	-	-
Debt service: (note 10)				
Principal retirement	440	-	-	5
Interest charges	111	-	-	1
Debt issuance cost	-	-	-	-
Intergovernmental grants	6,349	-	-	-
Total expenditures	278,983	212,762	165,271	145,333
Excess (deficiency) of revenues over (under) expenditures	6,196	40,721	39,997	16,606
Other financing sources (uses):				
Transfers in (notes 1 & 5)	-	-	-	-
Transfers out (notes 1 & 5)	(31,300)	-	-	(38)
Issuance of debt (note 10)	-	-	-	-
Premium on issuance of debt (note 10)	-	-	-	-
Capital leases (notes 10 & 11)	-	-	-	-
Sale of capital assets	69	54	-	-
Total other financing sources (uses)	(31,231)	54	-	(38)
Net change in fund balances	(25,035)	40,775	39,997	16,568
Fund balances - beginning	261,801	235,516	68,092	26,941
Fund balances - ending	\$ 236,766	\$ 276,291	\$ 108,089	\$ 43,509

The notes to the basic financial statements are an integral part of this statement.

(Continued on next page)

FRANKLIN COUNTY, OHIO

**Statement of Revenues, Expenditures and Changes in Fund Balances
Governmental Funds
For the Year Ended December 31, 2010**

(Amounts in 000's)

	Public Assistance	Other Governmental Funds	Total Governmental Funds
Revenues:			
Sales tax	\$ -	\$ -	\$ 130,621
Property taxes (note 6)	-	38,299	403,734
Licenses and permits	-	1,440	1,885
Fees and charges for services	-	34,908	94,178
Fines and forfeitures	-	3,001	4,357
Intergovernmental	88,188	89,739	503,273
Investment income	-	460	16,968
Other	2,136	19,596	28,620
Total revenues	<u>90,324</u>	<u>187,443</u>	<u>1,183,636</u>
Expenditures:			
Current:			
General government	-	29,137	110,619
Judicial	-	3,997	71,873
Public safety	-	18,607	133,933
Human services	91,258	47,479	308,775
Health	-	-	358,089
Public works	-	42,989	43,508
Conservation and recreation	-	19,576	19,576
Community development	-	3,970	5,893
Capital outlays	-	58,503	58,693
Debt service: (note 10)			
Principal retirement	15	51,027	51,487
Interest charges	4	15,029	15,145
Debt issuance cost	-	416	416
Intergovernmental grants	-	10,444	16,793
Total expenditures	<u>91,277</u>	<u>301,174</u>	<u>1,194,800</u>
Excess (deficiency) of revenues over (under) expenditures	(953)	(113,731)	(11,164)
Other financing sources (uses):			
Transfers in (notes 1 & 5)	5,321	28,044	33,365
Transfers out (notes 1 & 5)	-	(2,027)	(33,365)
Issuance of debt (note 10)	-	65,490	65,490
Premium on issuance of debt (note 10)	-	36	36
Capital leases (notes 10 & 11)	101	-	101
Sale of capital assets	-	15	138
Total other financing sources (uses)	<u>5,422</u>	<u>91,558</u>	<u>65,765</u>
Net change in fund balances	4,469	(22,173)	54,601
Fund balances - beginning	(2,411)	124,458	714,397
Fund balances - ending	<u>\$ 2,058</u>	<u>\$ 102,285</u>	<u>\$ 768,998</u>

The notes to the basic financial statements are an integral part of this statement.

FRANKLIN COUNTY, OHIO

Reconciliation of the Statement of Revenues, Expenditures and Changes in Fund Balances of Governmental Funds to the Statement of Activities
For the Year Ended December 31, 2010

(Amounts in 000's)

Amounts reported for governmental activities in the statement of activities (page 17) are different because:

Net change in fund balances - total governmental funds (page 23)	\$	54,601
<p>Governmental funds report capital outlays as expenditures. However, in the statement of activities, the cost of those assets is allocated over their estimated useful lives as depreciation expense. The effect on the change in net assets is calculated as follows:</p>		
<p>Per statement of revenues, expenditures and changes in fund balances:</p>		
Capital outlay expenditures	58,693	
Capitalized expenditures reported in functional areas	18,751	
<p>Per statement of activities:</p>		
Depreciation expense (note 9)	(19,189)	58,255
The net effect of transactions involving sales and retirements of capital assets decreased net assets (note 9)		(1,950)
Revenues in the statement of activities that do not provide current financial resources are not reported as revenues in the funds. The amount is the net effect of the prior year items against current year accruals.		(17,707)
<p>Proceeds of debt provide current financial resources to governmental funds, but issuing debt increases long-term liabilities in the statement of net assets. Repayment of principal is an expenditure in the governmental funds, but the repayment reduces long-term liabilities in the statement of net assets. The effect on the change in net assets is as follows:</p>		
<p>Per statement of revenues, expenditures and changes in fund balances:</p>		
Issuance of debt, including refunding bonds and capital leases	(65,591)	
Principal retirement, including capital leases (note 10)	51,487	(14,104)
Governmental funds report the effect of issuance costs and premiums when the debt is first issued, whereas these amounts are deferred to future periods and amortized in the statement of activities. The effect on the change in net assets is as follows:		
<p>Per statement of revenues, expenditures and changes in fund balances:</p>		
Premiums on issuance of debt (note 10)	(36)	
Debt issuance costs	416	
<p>Per statement of activities:</p>		
Amortization of bond premiums (note 10)	1,336	
Amortization of deferred charges (note 10)	(301)	
Amortization of issuance costs	(135)	1,280
Some expenses are reported in the statement of activities but do not require the use of current financial resources and therefore are not reported as expenditures in governmental funds. The amount is the net effect of prior year items against current year accruals.		4,277
Internal service funds are used by management to charge the costs of employee benefits and telecommunications to individual funds. The net revenue of the internal service funds is reported with governmental activities.		2,254
Change in net assets of governmental activities (page 17)	\$	86,906

The notes to the basic financial statements are an integral part of this statement.

FRANKLIN COUNTY, OHIO

**Statement of Revenues, Expenditures and Changes in
Fund Balance – Budget and Actual (Non-GAAP Budgetary Basis)
General Fund
For the Year Ended December 31, 2010**

(Amounts in 000's)

	Budgeted Amounts			Variance with Final Budget Positive (Negative)
	Original	Final	Actual Amounts	
Revenues:				
Sales tax	\$ 124,687	\$ 128,410	\$ 129,098	\$ 688
Property taxes	40,138	40,234	39,882	(352)
Licenses and permits	451	451	432	(19)
Fees and charges for services	45,659	46,988	49,653	2,665
Fines and forfeitures	638	638	1,362	724
Intergovernmental	38,644	39,003	41,670	2,667
Investment income	19,098	19,098	18,763	(335)
Other	3,606	2,355	5,489	3,134
Total revenues	<u>272,921</u>	<u>277,177</u>	<u>286,349</u>	<u>9,172</u>
Expenditures:				
Current:				
General government	96,001	86,298	82,860	3,438
Judicial	86,666	87,262	85,578	1,684
Public safety	95,111	98,025	96,902	1,123
Human services	4,945	4,945	4,743	202
Public works	559	563	515	48
Community development	2,819	2,826	2,362	464
Capital outlays	494	724	188	536
Debt service	-	74	74	-
Intergovernmental grants	-	6,349	6,349	-
Total expenditures	<u>286,595</u>	<u>287,066</u>	<u>279,571</u>	<u>7,495</u>
Excess (deficiency) of revenues over (under) expenditures	(13,674)	(9,889)	6,778	16,667
Other financing sources (uses):				
Transfers in	321	321	-	(321)
Transfers out	(37,627)	(36,890)	(31,300)	5,590
Advances in	10,061	10,061	2,535	(7,526)
Advances out	-	(996)	(996)	-
Proceeds from sale of capital assets	6	6	69	63
Total other financing sources (uses)	<u>(27,239)</u>	<u>(27,498)</u>	<u>(29,692)</u>	<u>(2,194)</u>
Net change in fund balance	(40,913)	(37,387)	(22,914)	14,473
Fund balance - beginning	<u>217,361</u>	<u>217,361</u>	<u>217,361</u>	<u>-</u>
Fund balance - ending	<u>\$ 176,448</u>	<u>\$ 179,974</u>	<u>\$ 194,447</u>	<u>\$ 14,473</u>

The notes to the basic financial statements are an integral part of this statement.

FRANKLIN COUNTY, OHIO

**Statement of Revenues, Expenditures and Changes in
Fund Balance – Budget and Actual (Non-GAAP Budgetary Basis)
Special Revenue Fund – Board of Developmental Disabilities Fund
For the Year Ended December 31, 2010**

(Amounts in 000's)

	Budgeted Amounts			Variance with Final Budget Positive (Negative)
	Original	Final	Actual Amounts	
Revenues:				
Property taxes	\$ 154,121	\$ 160,381	\$ 154,866	\$ (5,515)
Fees and charges for services	8,978	8,977	7,413	(1,564)
Intergovernmental	81,301	75,396	87,507	12,111
Other	288	288	887	599
Total revenues	244,688	245,042	250,673	5,631
Expenditures:				
Current:				
Health	442,117	442,117	214,513	227,604
Excess (deficiency) of revenues over (under) expenditures	(197,429)	(197,075)	36,160	233,235
Other financing sources (uses):				
Proceeds from sale of capital assets	-	-	54	54
Total other financing sources (uses)	-	-	54	54
Net change in fund balance	(197,429)	(197,075)	36,214	233,289
Fund balance - beginning	232,477	232,477	232,477	-
Fund balance - ending	\$ 35,048	\$ 35,402	\$ 268,691	\$ 233,289

The notes to the basic financial statements are an integral part of this statement.

FRANKLIN COUNTY, OHIO

**Statement of Revenues, Expenditures and Changes in
Fund Balance – Budget and Actual (Non-GAAP Budgetary Basis)
Special Revenue Fund – Children Services Board Fund
For the Year Ended December 31, 2010**

(Amounts in 000's)

	Budgeted Amounts			Variance with
	Original	Final	Actual Amounts	Final Budget Positive (Negative)
Revenues:				
Property taxes	\$ 119,107	\$ 121,925	\$ 118,016	\$ (3,909)
Fees and charges for services	997	997	899	(98)
Intergovernmental	76,265	73,252	84,710	11,458
Other	270	270	208	(62)
Total revenues	196,639	196,444	203,833	7,389
Expenditures:				
Current:				
Human services	184,214	183,671	165,732	17,939
Excess (deficiency) of revenues over (under) expenditures	12,425	12,773	38,101	25,328
Other financing sources (uses):				
Proceeds from sale of capital assets	1	1	-	(1)
Total other financing sources (uses)	1	1	-	(1)
Net change in fund balance	12,426	12,774	38,101	25,327
Fund balance - beginning	68,697	68,697	68,697	-
Fund balance - ending	\$ 81,123	\$ 81,471	\$ 106,798	\$ 25,327

The notes to the basic financial statements are an integral part of this statement.

FRANKLIN COUNTY, OHIO

**Statement of Revenues, Expenditures and Changes in
Fund Balance – Budget and Actual (Non-GAAP Budgetary Basis)
Special Revenue Fund – Alcohol, Drug and Mental Health Board Fund
For the Year Ended December 31, 2010**

(Amounts in 000's)

	Budgeted Amounts		Actual Amounts	Variance with
	Original	Final		Final Budget Positive (Negative)
Revenues:				
Property taxes	\$ 53,467	\$ 55,517	\$ 53,866	\$ (1,651)
Intergovernmental	94,098	101,683	102,747	1,064
Other	4,415	2,549	242	(2,307)
Total revenues	151,980	159,749	156,855	(2,894)
Expenditures:				
Current:				
Health	147,042	150,438	142,085	8,353
Excess (deficiency) of revenues over (under) expenditures	4,938	9,311	14,770	5,459
Other financing sources (uses):				
Transfers out	(37)	(38)	(38)	-
Total other financing sources (uses)	(37)	(38)	(38)	-
Net change in fund balance	4,901	9,273	14,732	5,459
Fund balance - beginning	27,648	27,648	27,648	-
Fund balance - ending	\$ 32,549	\$ 36,921	\$ 42,380	\$ 5,459

The notes to the basic financial statements are an integral part of this statement.

FRANKLIN COUNTY, OHIO

**Statement of Revenues, Expenditures and Changes in
Fund Balance – Budget and Actual (Non-GAAP Budgetary Basis)
Special Revenue Fund – Public Assistance Fund
For the Year Ended December 31, 2010**

(Amounts in 000's)

	Budgeted Amounts		Actual Amounts	Variance with Final Budget Positive (Negative)
	Original	Final		
Revenues:				
Intergovernmental	\$ 161,470	\$ 101,556	\$ 93,948	\$ (7,608)
Other	2,715	3,715	2,192	(1,523)
Total revenues	164,185	105,271	96,140	(9,131)
Expenditures:				
Current:				
Human services	168,671	108,796	101,736	7,060
Excess (deficiency) of revenues over (under) expenditures	(4,486)	(3,525)	(5,596)	(2,071)
Other financing sources (uses):				
Transfers in	6,910	5,910	5,321	(589)
Transfers out	(958)	-	-	-
Advances out	-	(958)	(946)	12
Total other financing sources (uses)	5,952	4,952	4,375	(577)
Net change in fund balance	1,466	1,427	(1,221)	(2,648)
Fund balance - beginning	7,114	7,114	7,114	-
Fund balance - ending	\$ 8,580	\$ 8,541	\$ 5,893	\$ (2,648)

The notes to the basic financial statements are an integral part of this statement.

FRANKLIN COUNTY, OHIO

**Statement of Net Assets
Proprietary Funds
December 31, 2010**

(Amounts in 000's)

	Business-type Activities			Governmental
	Enterprise Funds			Activities
	Water and Sewer	Parking Facilities	Total	Internal Service Funds
Assets:				
Current assets:				
Equity with County Treasurer (note 4)	\$ 9,952	\$ 2,728	\$ 12,680	\$ 14,689
Cash, cash equivalents and investments in segregated accounts (notes 1 & 4)	-	3	3	-
Accounts receivable, net	1,231	12	1,243	133
Accrued interest receivable	8	-	8	-
Due from other funds (note 5)	-	10	10	29
Due from other governments	417	-	417	1
Inventories (note 1)	168	11	179	-
Prepaid items	-	-	-	571
Total current assets	11,776	2,764	14,540	15,423
Noncurrent assets:				
Deferred charges	65	9	74	-
Capital assets, net of accumulated depreciation:				
Nondepreciable (notes 1 & 9)	7,472	-	7,472	-
Depreciable (notes 1 & 9)	17,849	8,393	26,242	73
Total noncurrent assets	25,386	8,402	33,788	73
Total assets	37,162	11,166	48,328	15,496
Liabilities:				
Current liabilities:				
Accrued wages	34	15	49	39
Compensated absences payable (notes 1 & 10)	25	-	25	8
Accounts payable	2,508	23	2,531	8,673
Accrued interest	40	4	44	-
Due to other funds (note 5)	9	5	14	-
General obligation bonds (note 10)	-	970	970	-
Loans payable (note 10)	549	-	549	-
Total current liabilities	3,165	1,017	4,182	8,720
Noncurrent liabilities:				
Compensated absences payable (notes 1 & 10)	130	29	159	18
General obligation bonds, net of unamortized premiums and deferred amount on refunding (note 10)	8,770	28	8,798	-
Loans payable (note 10)	5,970	-	5,970	-
Total noncurrent liabilities	14,870	57	14,927	18
Total liabilities	18,035	1,074	19,109	8,738
Net assets:				
Invested in capital assets, net of related debt	18,566	7,395	25,961	73
Unrestricted	561	2,697	3,258	6,685
Total net assets	\$ 19,127	\$ 10,092	\$ 29,219	\$ 6,758

The notes to the basic financial statements are an integral part of this statement.

FRANKLIN COUNTY, OHIO

**Statement of Revenues, Expenses and Changes in Fund Net Assets
Proprietary Funds
For the Year Ended December 31, 2010**

(Amounts in 000's)

	Business-type Activities			Governmental
	Enterprise Funds			Activities
	Water and Sewer	Parking Facilities	Total	Internal Service Funds
Operating revenues:				
Fees and charges for services	\$ 5,967	\$ 2,425	\$ 8,392	\$ 79,139
Other	113	1	114	144
Total operating revenues	<u>6,080</u>	<u>2,426</u>	<u>8,506</u>	<u>79,283</u>
Operating expenses:				
Personal services	1,022	509	1,531	749
Cost of sales and services	5,341	895	6,236	76,409
Depreciation (note 9)	429	364	793	15
Total operating expenses	<u>6,792</u>	<u>1,768</u>	<u>8,560</u>	<u>77,173</u>
Operating income (loss)	(712)	658	(54)	2,110
Nonoperating revenues (expenses):				
Intergovernmental revenue	-	-	-	129
Interest revenue	52	-	52	-
Interest expense	(162)	(34)	(196)	-
Debt issuance costs	-	(11)	(11)	-
Total nonoperating revenues (expenses)	<u>(110)</u>	<u>(45)</u>	<u>(155)</u>	<u>129</u>
Income (loss) before contributions	(822)	613	(209)	2,239
Capital contributions	<u>2,059</u>	<u>-</u>	<u>2,059</u>	<u>-</u>
Change in net assets	1,237	613	1,850	2,239
Net assets - beginning	17,890	9,479	27,369	4,519
Net assets - ending	<u>\$ 19,127</u>	<u>\$ 10,092</u>	<u>\$ 29,219</u>	<u>\$ 6,758</u>

The notes to the basic financial statements are an integral part of this statement.

FRANKLIN COUNTY, OHIO

**Statement of Cash Flows
Proprietary Funds**

For the Year Ended December 31, 2010

(Amounts in 000's)

	Business-type Activities Enterprise Funds			Governmental Activities
	Water and Sewer	Parking Facilities	Total	Internal Service Funds
Cash flows from operating activities:				
Cash collections from customers	\$ 5,928	\$ 2,423	\$ 8,351	\$ 79,234
Cash payments to suppliers	(5,006)	(901)	(5,907)	(77,479)
Cash payments for salaries	(993)	(504)	(1,497)	(738)
Net cash provided by (used for) operating activities	(71)	1,018	947	1,017
Cash flows from noncapital financing activities:				
Subsidy from federal grant	-	-	-	114
Cash flows from capital and related financing activities:				
Construction and acquisition of capital assets	(2,839)	-	(2,839)	-
Issuance of debt for capital purposes	9,225	-	9,225	-
Subsidy from federal grant	1,652	-	1,652	-
Principal payments on debt	(388)	(925)	(1,313)	-
Interest payments on debt	(122)	(72)	(194)	-
Net cash provided by (used for) capital and related financing activities	7,528	(997)	6,531	-
Cash flows from investing activities:				
Interest received	44	-	44	-
Increase (decrease) in cash for the year	7,501	21	7,522	1,131
Cash and cash equivalents - beginning	2,451	2,707	5,158	13,558
Cash and cash equivalents - ending	\$ 9,952	\$ 2,728	\$ 12,680	\$ 14,689
Reconciliation of operating income (loss) to net cash provided by (used for) operating activities:				
Operating income (loss)	\$ (712)	\$ 658	\$ (54)	\$ 2,110
Adjustments to reconcile operating income (loss) to net cash provided by (used for) operating activities:				
Depreciation	429	364	793	15
Changes in operating assets and liabilities:				
(Increase) decrease in:				
Accounts receivable	(152)	7	(145)	(72)
Due from other funds	-	(10)	(10)	(3)
Due from other governments	-	-	-	11
Inventories	(3)	(1)	(4)	-
Prepaid items	-	-	-	39
Increase (decrease) in:				
Accrued wages	8	3	11	19
Accounts payable	334	(5)	329	(1,092)
Due to other funds	4	-	4	(1)
Compensated absences	21	2	23	(9)
Net cash provided by (used for) operating activities	\$ (71)	\$ 1,018	\$ 947	\$ 1,017
Noncash Capital Transactions				
Contributions from other governments	\$ 134	\$ -	\$ 134	\$ -
Construction of capital assets in accounts payable	\$ 1,606	\$ -	\$ 1,606	\$ -

The notes to the basic financial statements are an integral part of this statement.

FRANKLIN COUNTY, OHIO

***Statement of Assets and Liabilities
Fiduciary Funds
December 31, 2010***

(Amounts in 000's)

	<u>Agency Funds</u>
Assets:	
Equity with County Treasurer (notes 1 & 4)	\$ 134,756
Cash and investments in segregated accounts (notes 1 & 4)	25,340
Property taxes receivable, net (note 6)	<u>1,702,880</u>
 Total assets	 <u>\$ 1,862,976</u>
 Liabilities:	
Undistributed assets	\$ 1,788,649
Deposits held and due to others	<u>74,327</u>
 Total liabilities	 <u>\$ 1,862,976</u>

The notes to the basic financial statements are an integral part of this statement.

***Notes to the Basic Financial Statements
For the Year Ended December 31, 2010***

Note 1 – Summary of Significant Accounting Policies

The accompanying financial statements have been prepared in conformity with generally accepted accounting principles (GAAP) as applied to governmental units. The Governmental Accounting Standards Board (GASB) is the standard-setting body for governmental accounting and financial reporting principles. Franklin County (the County and the primary government) follows GASB guidance as applicable to its governmental and business-type activities, and Financial Accounting Standards Board (FASB) statements and interpretations, Accounting Principles Board opinions, and Accounting Research Board bulletins issued on or before November 30, 1989, that do not conflict with or contradict GASB pronouncements or that have been made applicable by the GASB. The County has elected to follow GASB guidance for business-type activities and enterprise funds rather than FASB guidance issued after November 30, 1989. The most significant of the County's accounting policies are described below.

A. Reporting Entity

Franklin County was formed in 1803 and is a political subdivision of the State of Ohio. The three Commissioners serve as the County's budgeting, taxing and contracting authority. The Auditor serves as the chief fiscal officer. The Treasurer serves as the custodian of funds. All are elected positions.

The reporting entity is comprised of the primary government and other organizations (component units) that are included to ensure that the financial statements are not misleading. The primary government consists of all funds, departments, boards and agencies that are not legally separate from the County and for which the Commissioners are financially accountable.

Component units are legally separate organizations for which the County is financially accountable. Financial accountability exists in situations where the Commissioners appoint a voting majority of the organization's governing board and (1) the County is able to significantly influence the programs or services provided by the organization; or (2) the County is legally entitled to or can otherwise access the organization's resources; the County is legally obligated or has otherwise assumed the responsibility to finance the deficits of, or provide financial support to, the organization; or the County is obligated for the debt of the organization. Component units may also include organizations for which the County approves the budget, the issuance of debt or the levying of taxes.

The component units column on the government-wide financial statements includes the financial data of the County's discretely presented component units. They are reported in a separate column to emphasize their legal separation from the County. Condensed financial information for each component unit is provided in note 18.

ARC Industries, Incorporated, of Franklin County, Ohio (ARC Industries) ARC Industries is a sheltered, not-for-profit workshop that enters into contracts with the business community to provide workers for various manufacturing and service industry jobs. ARC Industries employs clients of the Franklin County Board of Developmental Disabilities (FCBDD) to fill these positions. FCBDD is part of the primary government and its operations are accounted for as a special revenue fund. All supervisory personnel at ARC Industries are FCBDD employees. FCBDD trains the client-employees and provides the

FRANKLIN COUNTY, OHIO

***Notes to the Basic Financial Statements
For the Year Ended December 31, 2010***

Note 1 – Summary of Significant Accounting Policies (Continued)

training supplies as well as the production facilities. ARC Industries buys the supplies used in its manufacturing processes. The two entities cooperate under a joint agreement that is automatically renewed annually unless either party gives notice within 30 days of year-end of its intention to cancel the agreement.

Through ARC Industries' relationship and financial integration with the FCBDD, the County can impose its will on ARC Industries, and ARC Industries imposes a financial burden on the County.

Veterans Memorial Veterans Memorial Hall was built to commemorate the services of all members and veterans of the United States armed forces and to provide a center for veterans' meetings and programs. The Commissioners appoint the board of trustees in a non-authoritative manner. The designation of Veterans Memorial's management and control of its operations are under the direction and control of the trustees.

The County owns Veterans Memorial and leases it to the trustees under an agreement that extends until 2013. Under the agreement, the County receives rent equal to Veterans Memorial's annual net income from operations plus all reserves in excess of \$250,000. No rent has been paid the last six years (2005 – 2010), imposing a financial burden on the County. The County issued general obligation bonds to finance renovations and improvements to the facility. Debt service is the County's responsibility.

Franklin County Stadium, Inc. and Columbus Baseball Team, Inc. (Stadium and Team)

These two interrelated nonprofit corporations were organized under Ohio Revised Code (ORC) Chapter 1702 to provide entertainment and recreation in the stadium for the benefit and general welfare of the County. Upon dissolution of the corporations, their assets become the property of the Commissioners. The Franklin County Board of Parks and Recreation directs both the stadium and the team. While appointed by the Commissioners, the board operates autonomously and selects its own management.

The County owns the franchise for the team, entitling the County to field a team in the International League but without the authority to determine which team plays in the stadium. During 2007, the County issued special obligation bonds and notes for the construction of a new stadium (Huntington Park) and has pledged non-tax General Fund revenue for the related annual debt service, placing a financial burden on the County. The County owns the ballpark, and leases it to Stadium and Team through a lease agreement expiring in December 2033. See note 21 for more information about the lease.

Complete financial statements for each of the individual component units may be obtained from the unit's administrative office.

ARC Industries
2879 Johnstown Road
Columbus, Ohio 43219-1719

Veterans Memorial
300 West Broad Street
Columbus, Ohio 43215-2761

Franklin County Stadium
330 Huntington Park Lane
Columbus, Ohio 43215-9988

FRANKLIN COUNTY, OHIO

***Notes to the Basic Financial Statements
For the Year Ended December 31, 2010***

Note 1 – Summary of Significant Accounting Policies (Continued)

In the case of the entities listed below, the County serves as fiscal agent but is not financially accountable for their operations. Accordingly, the activities of these entities are presented as agency funds within the basic financial statements.

Franklin County Public Health
Franklin County Soil and Water Conservation District
Franklin County Family and Children First Council
Mid-Ohio Regional Planning Commission
Franklin County Community Based Correctional Facility

The County's joint ventures and related organizations are listed below. A joint venture is a legal entity or other organization that results from a contractual arrangement, and that is owned, operated or governed by two or more participants as a separate and specific activity subject to joint control, in which the participants retain an ongoing financial interest or responsibility. For the related organizations, the County either appoints or acts as a member on the board, but the County's accountability for the organizations does not extend beyond the board membership, or the County receives financial benefit from the organization. See notes 19 and 20, respectively, for more detail.

Joint Ventures

Columbus/Franklin County Affordable Housing Trust Corporation
Franklin Park Conservatory Joint Recreation District
Columbus-Franklin County Finance Port Authority

Related Organizations and Other Agreements

Housing of City Prisoners
Central Ohio Workforce Investment Corporation
Columbus Metropolitan Library
Columbus Metropolitan Housing Authority
Columbus and Franklin County Metropolitan Park District
Franklin County Family and Children First Council
Franklin County Convention Facilities Authority
Central Ohio Community Improvement Corporation
Friends of the Shelter

B. Measurement Focus, Basis of Accounting and Financial Statement Presentation

Measurement Focus Measurement focus refers to *what* is expressed in reporting an entity's financial performance and position. A particular measurement focus is accomplished by considering *which* resources are measured. Changes in the economic resources are reflected as changes in net assets (total assets less total liabilities). This focus is used in the government-wide, the proprietary fund and the fiduciary fund financial statements. Changes in the current financial resources focuses on the transactions or events that have increased or decreased the resources available for spending in the near future. This focus is used in the governmental fund financial statements.

***Notes to the Basic Financial Statements
For the Year Ended December 31, 2010***

Note 1 – Summary of Significant Accounting Policies (Continued)

Basis of Accounting Basis of accounting determines when transactions are reported on the financial statements. Differences in the accrual and the modified accrual basis of accounting arise in the timing of recognition of revenue and the recording of deferred revenue, and in the presentation of expenses versus expenditures. The government-wide, the proprietary fund and the fiduciary fund financial statements report transactions on the accrual basis. The governmental fund financial statements utilize the modified accrual method. On the modified accrual basis, revenue is recorded in the fiscal year in which the resources are measurable and become available. “Available” means that the resources will be collected soon enough to be used to pay liabilities of the current fiscal year. The County considers revenues to be available if collected within sixty days of year-end. Under the non-GAAP budgetary basis, transactions are recorded when cash is received or disbursed.

Revenues: Exchange and Non-exchange Transactions Revenue resulting from exchange transactions, in which each party gives and receives essentially equal value, is recorded on the accrual basis when the exchange takes place. Non-exchange transactions, in which the County receives value without directly giving equal value in return, include sales taxes, property taxes, grants, entitlements and donations. On the accrual basis, revenue from sales taxes is recognized in the period in which the taxable sale takes place.

On the modified accrual basis, revenue from transactions must also be available before it can be recognized. Under this basis, the following revenue sources are considered to be both measurable and available at year-end: sales taxes, interest, federal and state grants and subsidies, state-levied locally shared taxes (including motor vehicle license fees and gasoline taxes), fees and rentals.

Unearned Revenue Unearned revenue arises when assets are recognized before revenue recognition criteria have been satisfied. Property taxes for which there is an enforceable legal claim as of December 31, 2010, but which were levied to finance year 2011 operations, have been recorded as unearned revenue. Grants and entitlements received before the eligibility requirements are met are also recorded as unearned revenue.

Deferred Revenue On the governmental fund financial statements, receivables that will not be collected within the available period have been reported as deferred revenue.

Expenses/Expenditures On the accrual basis of accounting, expenses are recognized at the time they are incurred. The measurement focus of governmental fund accounting is decreases in net financial resources (expenditures) rather than expenses. On the modified accrual basis, expenditures are generally recognized in the accounting period in which the related fund liability is incurred, if measurable, provided current financial resources are to be used. As a result, compensated absences and most claims and judgments are not recorded as expenditures or liabilities until current financial resources are required. Allocations of cost, such as depreciation and amortization, are not recognized in governmental funds.

***Notes to the Basic Financial Statements
For the Year Ended December 31, 2010***

Note 1 – Summary of Significant Accounting Policies (Continued)

Financial Statement Presentation The County's basic financial statements consist of government-wide statements displaying information about the County as a whole, and fund financial statements that provide a more detailed level of financial information.

Government-wide Financial Statements The government-wide financial statements are prepared using the economic resources measurement focus and the accrual basis of accounting. The statement of net assets and the statement of activities include the non-fiduciary financial activities of the primary government and its component units. The statements distinguish between those primary government activities that are governmental (financed primarily by taxes and grants) and those that are business-type (relying significantly on user fees and charges). Component units are aggregated and shown in a single column, regardless of the type of underlying activity.

The statement of net assets presents the financial condition of the governmental and business-type activities of the County and its component units at year-end. All assets and liabilities associated with the operation of the County are included. Interfund receivables and payables within governmental activities and within business-type activities have been eliminated to minimize the duplicating effect on assets and liabilities within the governmental and business-type activities total columns. The balances of the internal service funds have been eliminated against the expenses and program revenues shown in governmental activities on the statement of activities.

The statement of activities demonstrates the degree to which the direct expenses are offset by program revenues for each function of the County's governmental activities, for each segment of the business-type activities of the County and for activities of the County's component units. This comparison of direct expenses with program revenues identifies the extent to which each segment or function is self-financing or draws from the County's general revenues. Direct expenses are those that are specifically associated with a service, program or department and therefore clearly identifiable to a particular function or segment. Program revenues include (1) charges paid by the recipient of the goods or services and (2) grants and contributions that are restricted to meeting the operational or capital requirements of a particular function or segment. Revenues that are not classified as program revenues are presented as general revenues of the County. The activities of the internal service funds and interfund activity within the same function have been eliminated to avoid duplicating revenues and expenses. However, interfund services provided and used between functions are not eliminated in the process of consolidation. The County does not allocate indirect expenses to functions or segments in the statement of activities.

Revenue from property taxes is recognized in the fiscal year for which the taxes are levied (see note 6). Revenues from grants, entitlements and donations are recognized in the fiscal year in which all eligibility requirements have been satisfied. Eligibility requirements include timing requirements that specify the year when the resources are required to be used or the year when use is first permitted; matching requirements in which the County must provide local resources to be used for a specified purpose; and expenditure requirements in which the resources are provided to the County on a reimbursement basis.

***Notes to the Basic Financial Statements
For the Year Ended December 31, 2010***

Note 1 – Summary of Significant Accounting Policies (Continued)

Fund Financial Statements The County uses funds to segregate transactions related to certain functions or activities in order to aid financial management and demonstrate legal compliance. Separate financial statements present financial information at a more detailed level for governmental funds, proprietary funds and fiduciary funds, even though the latter are excluded from the government-wide financial statements. The governmental and enterprise fund financial statements focus on major funds, with each major fund presented in a separate column. Nonmajor funds are aggregated and presented in a single column. The County also maintains two internal service funds. Agency funds, a type of fiduciary fund, are used to account for assets held by the government as agent for individuals, private organizations and other governments.

Governmental Funds Governmental funds are those through which most governmental functions are financed. All governmental funds are reported using the flow of current financial resources measurement focus and the modified accrual basis of accounting. With this measurement focus, only current assets and current liabilities generally are included on the balance sheet. Expendable assets are assigned to the various governmental funds according to the purposes for use. Current liabilities are assigned to the fund from which they will be paid. The difference between governmental fund assets and liabilities is reported as fund balance. The statement of revenues, expenditures and changes in fund balances reports on the sources (i.e., revenues and other financing sources) and uses (i.e., expenditures and other financing uses) of current financial resources. This approach differs from the manner in which the governmental activities of the government-wide financial statements are prepared. Reconciliation with brief explanations is included so as to better identify the relationship between the government-wide statements and the statements for governmental funds.

The following are the County's major governmental funds:

General Fund The General Fund is the primary operating fund and is available for any purpose, provided it is expended or transferred in accordance with state law. It accounts for all financial resources of the primary government not recorded elsewhere.

Board of Developmental Disabilities (FCBDD) Fund The FCBDD fund accounts for property taxes and federal and state grants restricted to expenditures for those services that benefit its clients. Expenditures include those for social service contracts, medical providers and the maintenance and operation of buildings and buses.

Children Services Board Fund The Children Services Board fund accounts for property taxes and federal and state funds restricted for programs designed to help abused, neglected, dependent and troubled children and their families.

Alcohol, Drug and Mental Health Board (ADAMH Board) Fund The ADAMH Board fund accounts for the provision of alcohol, drug addiction and mental health services to the public, generally through contracts with local mental health agencies. The largest revenue sources are property taxes, and federal and state funding.

***Notes to the Basic Financial Statements
For the Year Ended December 31, 2010***

Note 1 – Summary of Significant Accounting Policies (Continued)

Public Assistance Fund The Public Assistance fund accounts for funding from various federal and state grants used to provide job training and public assistance to qualified clients, to pay their medical providers and for certain social services.

The County's nonmajor governmental funds account for (1) grants and other resources where use is restricted to a particular purpose; (2) the accumulation of resources for, and payment of, the principal, interest and related costs for the County's long-term debt; and (3) financial resources used for the acquisition, construction or renovation of facilities (other than those financed by proprietary funds).

Proprietary Funds Proprietary fund reporting focuses on the determination of operating income, changes in net assets, financial position and cash flows. Proprietary funds are classified as either enterprise or internal service. Like the government-wide statements, all proprietary funds are reported using the economic resources measurement focus and the accrual basis of accounting. All assets and liabilities associated with the operation of these funds are included on the statement of net assets. The statement of revenues, expenses and changes in fund net assets presents increases (i.e., revenues) and decreases (i.e., expenses) in net total assets. The statement of cash flows provides information about how the County finances and meets the cash flow needs of its proprietary activities.

Enterprise funds are used to account for operations that are financed and operated in a manner similar to private business enterprises. The County intends that the cost of providing services to the general public on a continuing basis be financed or recovered primarily through user charges. The County's enterprise funds are listed below:

Water and Sewer Fund The Water and Sewer fund accounts for the provision of water and sewer services to some parts of the County not serviced by others.

Parking Facilities Fund The Parking Facilities fund accounts for the fees and operations of parking facilities near County offices that serve County employees and the general public.

Internal service funds account for the financing of services provided by one agency to other agencies of the government on a cost-reimbursement basis. The County has an internal service fund to account for employee benefits and one for telecommunication charges to other funds.

Fiduciary Funds Fiduciary fund reporting uses the accrual basis of accounting. Because of their custodial nature, fiduciary funds do not measure results of operations and do not have a measurement focus. The County uses agency funds to account for assets held in a purely custodial capacity as fiscal agent for other entities and for various taxes, state-shared revenues, and fines and forfeitures collected on behalf of and distributed to other local governments. Agency fund transactions typically involve only the receipt, temporary investment and distribution of these resources.

***Notes to the Basic Financial Statements
For the Year Ended December 31, 2010***

Note 1 – Summary of Significant Accounting Policies (Continued)

C. Cash, Cash Equivalents and Investments

Cash resources of the majority of individual funds are combined to form a pool of cash and investments managed by the County Treasurer. Interest earned on investments is accrued as earned. Under existing Ohio law, all investment earnings are assigned to the General Fund unless contractually required to be credited to a specific fund. Distribution is made utilizing a formula based on the average monthly balance of cash and cash equivalents of all funds.

For reporting purposes, "Equity with County Treasurer" is defined as cash on hand, demand deposits and investments held in the County treasury. "Cash and investments in segregated accounts" is defined as cash, deposits and investments not held in the treasury. "Restricted cash" is defined as cash, deposits and investments held either in the treasury or in an outside account, and which is separate from the County's assets (e.g., customer deposits or unclaimed moneys).

For cash flow reporting purposes, the County's proprietary funds consider cash and cash equivalents to be cash on hand, demand deposits and short-term investments with original maturities of three months or less from the date of acquisition. "Equity with County Treasurer" is considered to be cash and cash equivalents since these assets are available on demand.

Investments held by the Treasurer are stated at fair value using quoted market prices, except for repurchase agreements that are reported at cost. Net unrealized gains and losses calculated through the aggregate method are recorded as investment income. By statute, the Treasurer invests any short-term cash surplus. The residual investments are included in "Equity with County Treasurer." STAR Ohio is an investment pool that allows governments within the state to pool their funds for investment purposes. STAR Ohio is managed by the State Treasurer's Office and is not registered with the SEC as an investment company, but does operate in a manner consistent with Rule 2a7 of the Investment Company Act of 1940. Investments in STAR Ohio are valued at STAR Ohio's share price, which is the price the investment could be sold for on December 31, 2010. Note 4 provides details regarding cash, cash equivalents and investments held by the County.

Investments held by the component units are considered available for sale and are stated at fair value. The component units use the specific identification cost method when calculating realized gains and losses on sales of investments.

D. Loans Receivable

"Loans receivable" consists of long-term revolving loans for housing and community development projects. The programs are primarily funded by a federal block grant, with a local match from the County. "Loans receivable" is offset by a credit to "Unearned revenue." The expenditure is recorded when the loan is made. The loans for which there is some doubt of collection are not included in the receivable.

***Notes to the Basic Financial Statements
For the Year Ended December 31, 2010***

Note 1 – Summary of Significant Accounting Policies (Continued)

E. Inventory

Inventory consists of expendable supplies held for consumption. Inventories are valued at cost using the first in/first out (FIFO) method and recorded as expenditures/expenses when used rather than when purchased.

F. Prepaid Items

Payments made to vendors for services that will benefit periods beyond December 31, 2010, are recorded as prepaid items in both the government-wide and fund financial statements. The consumption method is used, recording a current asset for the prepaid amount and reflecting the expenditure/expense in the year in which services are consumed.

G. Assets Held for Resale

At December 31, 2010, a vacated stadium is classified as “Assets held for resale” and is recorded at fair market value as established by a real estate purchase agreement between the County and a developer.

H. Capital Assets

Capital assets are those assets not specifically related to activities reported in the proprietary funds and generally result from expenditures in the governmental funds. These assets are reported in the governmental activities column of the government-wide statement of net assets but are not reported in the fund financial statements. Capital assets utilized by the proprietary funds are reported both in the business-type activities column of the government-wide statement of net assets and in the respective fund financial statements.

Capital assets are capitalized at cost (or estimated historical cost) and updated for additions and retirements during the year. Donated capital assets are recorded at their fair market value as of the date received. For assets other than infrastructure, the County maintains a capitalization threshold of \$5,000 (amount not rounded), an estimated life of five or more years and a salvage value equal to 10 percent of the original cost for certain assets. The County’s infrastructure consists of roads, bridges, water lines and sewer lines, with a capitalization threshold of \$100,000. The costs of improvements and major renovations that extend the asset’s useful life are capitalized. Interest incurred during the construction of assets utilized by the enterprise funds is also capitalized. Normal maintenance and repair costs that do not add to the value of the asset nor materially extend an asset’s life are not capitalized.

Capital assets are depreciated except for land and construction in progress. Improvements are depreciated over the remaining useful lives of the related capital assets. Useful lives for infrastructure have been estimated based on the County’s historical records of necessary improvements and replacement. Capital assets are shown net of accumulated depreciation. Depreciation and amortization of capitalized interest are computed using the straight-line method over the following estimated useful lives:

***Notes to the Basic Financial Statements
For the Year Ended December 31, 2010***

Note 1 – Summary of Significant Accounting Policies (Continued)

Buildings	30-50 years
Building improvements	10-25 years
Roads and bridges	37-50 years
Sewer and water lines	20-70 years
Machinery and equipment	5-20 years

I. Interfund Balances

Activity between funds that represents lending/borrowing arrangements outstanding, and unpaid interfund services at the end of the fiscal year are referred to as “Due to/from other funds” or “Advances to/from other funds.” Interfund receivables and payables within governmental activities and within business-type activities have been eliminated in the government-wide statement of net assets; any residual outstanding between the governmental activities and business-type activities are reported as “Internal balances.”

J. Accrued Liabilities and Long-term Obligations

All payables, accrued liabilities and long-term obligations are reported on the government-wide statement of net assets, and all payables, accrued liabilities and long-term obligations payable from proprietary funds are reported on the proprietary fund financial statements. Bond premiums and discounts, as well as issuance costs, are deferred and amortized over the life of the bonds using the effective interest method.

Bonds payable are reported net of the applicable bond premium or discount. Bond issuance costs are reported as deferred charges and amortized over the term of the related debt.

In general, governmental fund payables and accrued liabilities that, once incurred, are paid in full from current financial resources are reported as obligations of the funds. Bonds, loans and capital leases are recognized as liabilities on the fund financial statements when due.

K. Self-insurance

The Commissioners have formed the Franklin County Cooperative Health Benefits Program (the Program) to provide multiple employee health care benefit plans. Approximately 4,700 County employees and 1,500 employees of other political subdivisions are covered by the Program. Premiums are established based on an independent actuarial evaluation, and are designed to be sufficient to cover all incurred claims and build a reserve for this joint self-insurance arrangement. If the reserve is insufficient at any point in time to cover catastrophic losses, the losses will be covered by the County’s General Fund with adjustments made to future premium rates. The County is the predominant participant, and activities related to the Program are reported in the Employee Benefits internal service fund. The County has recorded a liability at year-end in the Employee Benefits fund for pending claims and incurred but unreported claims.

***Notes to the Basic Financial Statements
For the Year Ended December 31, 2010***

Note 1 – Summary of Significant Accounting Policies (Continued)

L. Compensated Absences

The County permits employees to accumulate earned but unused vacation and sick leave benefits. Vacation benefits are accrued as a liability in the government-wide and proprietary fund financial statements when the benefits are earned if (1) the vacation leave is related to services already rendered and (2) it is probable that the employee will be compensated through time off or some other means in a future period. Sick leave benefits are accrued in the government-wide and proprietary fund financial statements using the vesting method. The sick leave liability is based on accumulated sick leave and employee wage rates at December 31 for those employees who are currently eligible to receive termination benefits and those the County has identified as probable of receiving payment in the future. A liability for compensated absences is recorded in governmental funds only if they have matured, for example as a result of employee resignation or retirement.

The criteria for determining vacation and sick leave liabilities are based on Commissioners' policies for compensated absences. The policies set by negotiated agreements and by other appointing authorities may vary slightly. Vacation and sick leave are accumulated based on hours worked. Vacation pay is fully vested after one year of full-time service. By Ohio law, accumulated vacation cannot exceed three times the annual accumulation rate for an employee. There is no limit for the accumulation of sick leave. Employees with eight to eighteen years of service at time of separation or retirement receive payment for one-fourth of their accumulated sick leave. Employees with eighteen or more years of service receive payment for one-half of their accumulated sick leave. All payments are made at the employee's current wage rate.

M. Fund Balance Reserves and Designations

In the fund financial statements, governmental funds report reservations of fund balance for amounts that are not available for appropriation or are legally restricted by outside parties for use for a specific purpose. Designations of fund balance represent tentative management plans that are subject to change. Unreserved fund balance is that portion of fund equity that is available for appropriation in future periods.

N. Net Assets

Net assets represent the difference between assets and liabilities. Net assets invested in capital assets, net of related debt, consist of capital assets, net of accumulated depreciation, reduced by the outstanding balances of any borrowing used for the acquisition, construction or improvement of those assets. Net assets are reported as restricted when there are limitations imposed on their use through Commissioners' resolution, or external restrictions imposed by creditors or grantors, or laws or regulations of other governments. Restricted resources are applied when an expense is incurred for purposes for which both restricted and unrestricted net assets are available.

***Notes to the Basic Financial Statements
For the Year Ended December 31, 2010***

Note 1 – Summary of Significant Accounting Policies (Continued)

O. Operating Revenues and Expenses

Operating revenues are those revenues that are generated directly from the primary activity of the proprietary funds. For the County, these revenues are charges for water and sewer services and for use of the parking facilities. Operating expenses are necessary costs incurred to provide the services that are the primary activities of the fund. Revenues and expenses not meeting this definition are reported as non-operating revenues and expenses.

P. Capital Contributions

Capital contributions are made from the federal, state, and other participating local governments to the governmental funds for construction projects. For business-type activities, capital contributions arise from contributions of capital assets, tap-in fees to the extent they exceed the cost of the connection to the system, or from grants or outside contributions of resources restricted to capital acquisition and construction. The Water and Sewer Fund received capital contributions in 2010.

Q. Interfund Activity

Transfers between governmental and business-type activities on the government-wide statements are reported in the same manner as general revenues. Exchange transactions between funds are reported as revenues in the seller funds and as expenditures/expenses in the purchaser funds. Flows of cash or goods from one fund to another without a requirement for repayment are reported as interfund transfers. Interfund transfers are reported as other financing sources/uses in governmental funds and after non-operating revenues/expenses in proprietary funds.

R. Estimates

The preparation of the financial statements in conformity with GAAP requires management to make estimates and assumptions that affect the amounts reported in the financial statements and accompanying notes. Actual results may differ from those estimates.

Note 2 – Changes in Accounting Principles

In June 2007, the GASB issued Statement No. 51, *Accounting and Reporting for Intangible Assets*. The County implemented this statement and determined adoption did not have a material impact on the financial statements.

Other pronouncements (listed below) have been issued by the GASB. The County intends to adopt these pronouncements at the required time. The County has not determined the effect that adoption of these statements will have on its financial statements.

***Notes to the Basic Financial Statements
For the Year Ended December 31, 2010***

Note 2 – Changes in Accounting Principles (Continued)

- GASB Statement No. 54, *Fund Balance Reporting and Governmental Fund Type Definitions* – effective for financial statements for periods beginning after June 15, 2010.
- GASB Statement No. 59, *Financial Instruments Omnibus* – effective for financial statements for periods beginning after June 15, 2010.
- GASB Statement No. 60, *Accounting and Financial Reporting for Service Concession Agreements* – effective for financial statements for periods beginning after December 15, 2011.
- GASB Statement No. 61, *The Financial Reporting Entity: Omnibus – an amendment of GASB Statements No. 14 and No. 34* – effective for financial statements for periods beginning after June 15, 2012.
- GASB Statement No. 62, *Codification of Accounting and Financial Reporting Guidance Contained in Pre-November 30, 1989 FASB and AICPA Pronouncements* – effective for financial statements for periods beginning after December 15, 2011.

Note 3 – Budgetary Information and Compliance

In accordance with Ohio law, annual budgets are adopted for the General Fund, special revenue funds, the Debt Service fund, capital projects funds, and proprietary funds.

The Franklin County Budget Commission, composed of the Auditor, Treasurer and Prosecutor, approves tax budgets and certificates of estimated resources for the County itself and for schools, municipalities, townships and other agencies that are funded by tax dollars. The certificate of estimated resources issued by the Budget Commission states the projected revenue of each fund and establishes a limit on the amount the County may appropriate. The County's total contemplated expenditures from any fund during the fiscal year cannot exceed the amount available as stated in the certificate of estimated resources. On or about January 1, the certificate of estimated resources is amended to include any unencumbered fund balances from the preceding year. During the year, as actual revenues vary from the estimates, the certificate may be amended further if an estimate needs either to be increased or decreased. Such amendments were made during 2010. The amounts reported as the original budget reflect the amounts in the amended certificate of estimated resources in place on the date the operating budget is adopted. The amounts reported as the final budgeted amounts in the budgetary statements reflect the amounts in the final amended certificate issued during 2010.

The appropriations resolution is the Commissioners' authorization to spend resources. The resolution sets annual limits on expenditures plus encumbrances at the major object level within a fund, thereby establishing the legal level of control. The Commissioners passed the 2010 appropriation resolution on December 15, 2009. Revisions to the original budget require a resolution signed by at least two Commissioners. Supplemental appropriations were made during 2010. At the end of the year, all encumbrances are canceled and all appropriations lapse, reverting to the respective funds from which they were appropriated.

FRANKLIN COUNTY, OHIO

***Notes to the Basic Financial Statements
For the Year Ended December 31, 2010***

Note 3 – Budgetary Information and Compliance (Continued)

There were certain items of noncompliance with the ORC. Under Ohio law, budgetary appropriations may not exceed estimated resources, with a balanced budget maintained in each fund. Ohio law also mandates that appropriations may not exceed actual resources.

Four nonmajor governmental funds had negative fund balances on the GAAP basis. The deficits were due to the timing of intergovernmental revenue and temporary financing through loans from the General Fund. The Veterans Memorial Hall, a discretely presented component unit, also carried a deficit balance.

The County reports financial position, results of operations and changes in fund balance based on GAAP. State law also requires the County to account for transactions on a non-GAAP budgetary basis of cash receipts, cash disbursements and encumbrances. The major differences between the non-GAAP budgetary basis and the GAAP basis are that:

1. Revenues are recorded when received in cash (budget) as opposed to when susceptible to accrual (GAAP).
2. Expenditures/expenses are recorded when paid in cash (budget) as opposed to when the liability is incurred (GAAP).
3. Borrowing arrangements between funds are treated as revenues and expenditures (budget) as opposed to increases and decreases in assets and liabilities (GAAP).

The statement of revenues, expenditures and changes in fund balances – budget and actual (non-GAAP budgetary basis) is presented in the basic financial statements for the General Fund and major special revenue funds. Adjustments necessary to reconcile the results of operations at the end of the year between the GAAP basis and the non-GAAP budgetary basis are as follows:

Net Change in Fund Balance (Deficit)					
General and Major Special Revenue Funds					
(Amounts in 000's)					
	General	FCBDD	Children Services Board	ADAMH Board	Public Assistance
GAAP basis	\$ (25,035)	\$ 40,775	\$ 39,997	\$ 16,568	\$ 4,469
Net adjustment for revenue accruals	1,170	(2,810)	(1,435)	(5,084)	5,715
Net adjustment for expenditure accruals	(588)	(1,751)	(461)	3,248	(10,459)
Differences in reporting for interfund balances	1,539	-	-	-	(946)
Non-GAAP budgetary basis	<u>\$ (22,914)</u>	<u>\$ 36,214</u>	<u>\$ 38,101</u>	<u>\$ 14,732</u>	<u>\$ (1,221)</u>

***Notes to the Basic Financial Statements
For the Year Ended December 31, 2010***

Note 4 – Cash, Deposits and Investments

Moneys held by the County are classified by state statute into two categories. Active moneys are public moneys determined to be necessary to meet current demand upon the County treasury. Active moneys must be maintained either as cash in the County treasury, in commercial accounts payable or able to be withdrawn on demand, or in money market deposit accounts. Moneys held by the County that are not considered active are classified as inactive. Inactive moneys are invested in authorized securities in accordance with the Franklin County Treasurer Investment and Depository Policy, as adopted by majority vote of the Investment Advisory Committee.

A. Primary Government

Deposits: Deposits include amounts held in demand accounts and savings accounts. At year-end, the carrying amount of the County's deposits was \$137,033,000. The bank balances totaled \$140,985,000. Both the book and bank balances include \$4,700,000 in certificates of deposit.

Custodial credit risk is the risk that, in the event of a bank failure, the government's deposits may not be returned. Protection of the County's deposits is provided by the Federal Deposit Insurance Corporation (FDIC), by eligible securities pledged by the financial institution as security for repayment, by letter of credit deposited with the County Treasurer by the financial institution or by a single collateral pool established by the financial institution to secure the repayment of all public moneys deposited with the institution. Of the bank balances totaling \$140,985,000, \$19,413,000 was insured by FDIC. The remaining balance of \$121,572,000 was collateralized with securities held in single financial institution collateral pools in the name of the respective depository bank, and pledged as a pool of collateral against all the public moneys it holds. All County demand deposits were either insured or collateralized, in accordance with state law and the County's investment policy. The County has no deposit policy for custodial credit risk beyond the requirements of state statute.

Investments: The following securities are authorized investments under both the County's policy and the ORC:

1. United States Treasury notes, bills, bonds, or other obligation or security issued by the Treasury, any other obligation guaranteed as to principal and interest by the U. S., or any book entry, zero-coupon security that is a direct obligation of the United States.
2. Bonds, notes, debentures, or any other obligations or securities issued directly by any federal government agency or instrumentality.
3. Bonds and other obligations of the State of Ohio or its political subdivisions, provided that such political subdivisions are located wholly or partly within the County and the investments shall not exceed five percent of the County's total average portfolio.
4. The State Treasurer's investment pool (STAR Ohio).

***Notes to the Basic Financial Statements
For the Year Ended December 31, 2010***

Note 4 – Cash, Deposits and Investments (Continued)

5. No-load money market mutual funds consisting exclusively of obligations described in (1) or (2) and repurchase agreements secured by such obligations, provided that the investments are made only through eligible institutions and the investments shall not exceed fifty percent of the County's total average portfolio.
6. Up to fifteen percent of the County's total average portfolio in high-grade notes issued by U. S. corporations, and the notes mature no later than two years after purchase.
7. Up to twenty-five percent of the County's total average portfolio in either of the following:
 - a. High grade commercial paper when the aggregate value of the notes does not exceed ten percent of the aggregate value of the outstanding commercial paper of the issuing corporation, and the notes mature no later than 270 days after purchase.
 - b. Bankers acceptances of banks insured by the FDIC when the obligations are eligible for purchase by the Federal Reserve System and mature no later than 180 days after purchase.
8. High-grade debt interests issued by foreign nations diplomatically recognized by the U.S. government. All interest and principal shall be denominated and payable in U.S. funds. In the aggregate, this investment shall not exceed one percent of a two-year rolling average of the County's portfolio, and shall mature no later than five years after purchase.
9. Written repurchase agreements in the securities described in (1) or (2) provided that the market value of the agreement be at least two percent and be marked to market daily, and that the term of the agreement must not exceed thirty days.

Investments in derivative securities, reverse repurchase agreements and collateralized mortgage obligations are prohibited. The issuance of taxable notes for the purpose of arbitrage, the use of leverage and purchases on margin or short sale are also prohibited. An investment must mature within five years from the date of purchase unless matched to a specific County obligation or debt.

FRANKLIN COUNTY, OHIO

***Notes to the Basic Financial Statements
For the Year Ended December 31, 2010***

Note 4 – Cash, Deposits and Investments (Continued)

As of December 31, 2010, the primary government had the following investments (based on quoted market prices) and maturities:

(Amounts in 000's, Time in Years)					
Investment Type	Fair Value	Less than 1	1 – 2	2 – 5	% of Portfolio
FHLB notes	\$ 254,944	\$ 82,546	\$ 75,189	\$ 97,209	31.42%
FHLMC notes	138,765	25,312	11,987	101,466	17.10%
FNMA notes	197,251	9,962	23,950	163,339	24.31%
FFCB notes	201,162	30,108	53,012	118,042	24.79%
Foreign bonds	6,500	2,000	2,500	2,000	0.80%
STAR Ohio	3,705	3,705	-	-	0.46%
Money markets	9,093	9,093	-	-	1.12%
Total investments	<u>\$ 811,420</u>	<u>\$ 162,726</u>	<u>\$ 166,638</u>	<u>\$ 482,056</u>	<u>100.00%</u>

Interest rate risk: The ORC and the Investment and Depository Policy of the County limit the purchase of securities to those with a maturity of no more than five years from the date of purchase unless matched to a specific obligation or debt of the County.

Credit risk: The ORC limits investments in commercial paper, corporate bonds and mutual bond funds to the top two ratings issued by nationally recognized statistical rating organizations at the time of purchase. All federal agency notes had a rating of AAA from Standard & Poor's, and Aaa from Moody's. The State of Israel Bonds were rated A by Standard & Poor's, and Aa by Moody's. Standard & Poor's has assigned STAR Ohio an AAAM money market rating. The County had investments in two other money market accounts at year-end, each rated AAAM by Standard & Poor's and Aaa by Moody's.

Concentration of credit risk: The County's investment policy provides for diversification to avoid undue concentration in securities of one type or securities of one financial institution. This restriction does not apply to obligations guaranteed by the U.S. government. Of the County's total investments, 31.42 percent are FHLB notes, 17.10 percent are FHLMC notes, 24.31 percent are FNMA notes and 24.79 percent are FFCB notes. All other investment types are less than ten percent of the County's total investments.

Custodial credit risk: For an investment, the custodial credit risk is the risk that, in the event of the failure of the counterparty to a transaction, the County will not be able to recover the value of the investments or collateral securities that are in the possession of an outside party. In order to mitigate custodial risk, the County purchases its investments only through an approved broker/dealer or institution. Further, payment for investments is made only upon delivery of the securities representing the investments to the Treasurer or qualified trustee or, if the securities are not represented by a certificate, upon receipt of confirmation of transfer from the custodian.

FRANKLIN COUNTY, OHIO

**Notes to the Basic Financial Statements
For the Year Ended December 31, 2010**

Note 4 – Cash, Deposits and Investments (Continued)

B. Component Units

Deposits: All monies are deposited into banks or investment companies designated by each component unit's governing board. Funds not needed for immediate expenditure may be deposited in interest bearing or non-interest bearing accounts, or U.S. government obligations. Security shall be furnished for all deposits, whether interest bearing or non-interest bearing, except that no such security is required for U.S. government obligations.

Custodial risk is the risk that, in the event of bank failure, the deposits of the component unit might not be recovered. At December 31, 2010, discretely presented component units held demand deposits with a carrying value of \$2,428,000. The bank balances totaled \$2,694,000. Both the book and bank balances include \$182,000 in certificates of deposit. All bank balances were insured by FDIC as the financial institutions participate in the Temporary Liquidity Guarantee Program.

Investments: As of December 31, 2010, the component units had the following investments (based on quoted market prices) and maturities (where applicable):

(Amounts in 000's, Time in Years)			
Investment Type	Fair Value	Less than 1	% of Portfolio
Corporate bonds	\$ 322	\$ 322	4.51%
Managed equity account	2,571	2,571	35.99%
Mutual funds	3,121	3,121	43.69%
Money markets	591	591	8.27%
Cash surrender value of life insurance	539	539	7.54%
Total investments	<u>\$ 7,144</u>	<u>\$ 7,144</u>	<u>100.00%</u>

Interest rate risk: The component units do not have policies limiting investment maturities as a means of managing exposure to fair value losses arising from increasing interest rates, except for ARC Industries, which limits fixed income securities to maturity of fifteen years.

Credit risk: ARC Industries limits investments so that average rating is between BBB and AAA based on the type of investment. No other component units place a limit on the ratings of their securities other than the ORC requirements. ARC Industries corporate bonds have an A rating, bond mutual funds have implied AAA ratings, and money markets have an A+ rating.

Concentration of credit risk: The component units do not place a limit on the amount that may be invested in any one issuer.

Custodial credit risk: For an investment, the custodial credit risk is the risk that, in the event of the failure of the counterparty to a transaction, the component unit will not be able to recover the value of the investments or collateral securities that are in the possession of an outside party. In order to mitigate custodial risk, the component units purchase their investments only through an approved broker/dealer or institution.

FRANKLIN COUNTY, OHIO

***Notes to the Basic Financial Statements
For the Year Ended December 31, 2010***

Note 4 – Cash, Deposits and Investments (Continued)

C. Reconciliation to Statement of Net Assets

The deposits and investments reconcile to the statements of net assets as follows:

(Amounts in 000's)			
	Primary Government	Component Units	Total
Deposits and investments:			
Carrying amount of deposits	\$ 137,033	\$ 2,428	\$ 139,461
Fair value of investments	811,420	7,144	818,564
Outstanding warrants	(8,484)	-	(8,484)
Total deposits and investments	<u>\$ 939,969</u>	<u>\$ 9,572</u>	<u>\$ 949,541</u>

(Amounts in 000's)			
	Primary Government	Component Units	Total
Per statement of net assets:			
Equity with County Treasurer	\$ 775,818	\$ -	\$ 775,818
Cash and investments in segregated accounts	2,281	9,572	11,853
Restricted cash	1,774	-	1,774
	<u>779,873</u>	<u>9,572</u>	<u>789,445</u>
Per statement of fiduciary net assets:			
Equity with County Treasurer	134,756	-	134,756
Cash and investments in segregated accounts	25,340	-	25,340
	<u>160,096</u>	<u>-</u>	<u>160,096</u>
Total per statements of net assets	<u>\$ 939,969</u>	<u>\$ 9,572</u>	<u>\$ 949,541</u>

FRANKLIN COUNTY, OHIO

**Notes to the Basic Financial Statements
For the Year Ended December 31, 2010**

Note 5 – Interfund Balances and Transfers

Interfund balances consisted of the following:

A. Due to/from Other Funds

These balances resulted primarily from the time lag between the dates that interfund goods and services are provided or reimbursable expenditures occur and payment is made.

(Amounts in 000's)		
Receivable Fund	Payable Fund	Amount
General	FCBDD	\$ 20
	Children Services Board	199
	Public Assistance	428
	Nonmajor governmental funds	483
	Enterprise funds	14
		1,144
Children Services Board	Nonmajor governmental funds	13
ADAMH Board	FCBDD	10
	Children Services Board	84
		94
Nonmajor governmental funds	Children Services Board	1
	Public Assistance	242
	Nonmajor governmental funds	4
		247
Enterprise	Children Services Board	10
Internal service fund	General Fund	12
	Public Assistance	14
	Nonmajor governmental funds	3
		29
		\$ 1,537

B. Advances to/from Other Funds

The following loans between funds, in anticipation of grant revenue, are long-term in nature and are classified as advances. The advances at December 31, 2010 are as follows:

(Amounts in 000's)		
Receivable Fund	Payable Fund	Amount
General	Public Assistance	\$ 2,084
	Nonmajor governmental funds	9,123
		\$ 11,207

FRANKLIN COUNTY, OHIO

**Notes to the Basic Financial Statements
For the Year Ended December 31, 2010**

Note 5 – Interfund Balances and Transfers (Continued)

C. Interfund Transfers

Transfers are used to move revenues from the fund that collects them in accordance with statute or budget to the fund that is required to expend them in accordance with statute or budget; to segregate money for anticipated capital projects; to provide resources for current operations; or to service debt.

(Amounts in 000's)			
Transfer Out	Transfer in		Total
	Public	Nonmajor	
	Assistance	Governmental Funds	
General	\$ 5,321	\$ 25,979	\$ 31,300
ADAMH Board	-	38	38
Nonmajor governmental funds	-	2,027	2,027
	<u>\$ 5,321</u>	<u>\$ 28,044</u>	<u>\$ 33,365</u>

D. Due from/to Component Unit

The following balances occurred between the primary government and component unit due to services provided, reimbursable expenditures and short term loans:

Due From (Amounts in 000's)		
Receivable Fund	Payable Component Unit	Amount
General	Veterans Memorial Hall	<u>\$ 50</u>

Due To (Amounts in 000's)		
Receivable Component Unit	Payable Fund	Amount
ARC Industries	FCBDD	<u>\$ 166</u>

***Notes to the Basic Financial Statements
For the Year Ended December 31, 2010***

Note 6 – Property Taxes

Property taxes are levied against all real and public utility property in Franklin County.

Real property taxes for 2010 are levied after October 1, 2010. The lien date is as of January 1, 2010. The tax is based on the assessed value of the property and is established by state law at 35 percent of the appraised value. 2009 real property taxes are collected in 2010 and are intended to finance 2010 expenditures. The total assessed value upon which the 2010 real estate tax collection was based was \$27,463,405,000. The full tax rate for the 2010 collection applied to real property for all County units was \$17.32 per \$1,000 of assessed valuation.

Due to the phase out which began in 2005, the tangible personal property tax percentage was reduced to zero in 2009 for businesses. The tax temporarily applies to telephone and interexchange telecommunications companies, which is being phased out to 5 percent for 2010 and zero for 2011. After 2011, tangible personal property, exclusive of public utility personal property, will not be subject to tax.

Public utility real and tangible personal property are subject to tax. The total assessed value upon which the 2010 tax collection was based was \$646,261,000.

The County Treasurer bills and collects property taxes on behalf of all taxing districts within Franklin County. The Auditor periodically remits to the taxing districts their portion of the taxes collected. Collection of the taxes and remittance to the taxing districts are accounted for in various County agency funds.

“Property taxes receivable” represents delinquent real property, tangible personal property, and public utility taxes outstanding as of the last settlement, and current real property and public utility taxes that were measurable at year-end for which there is an enforceable legal claim. In the fund financial statements, receivables are offset by unearned revenue since these taxes were not levied to finance 2010 operations. In the full accrual government-wide financial statements, collectible delinquent property taxes have been recorded as revenue while the remainder of the receivable is unearned.

The County uses actual billings to estimate taxes receivable by using an estimate based on the tax rate multiplied by property value. The collection of substantially all real property and public utility taxes both current and delinquent is reasonably assured because of to the County's ability to force foreclosure of the properties on which the taxes are levied. For tangible personal property taxes, a determination of the percentage deemed collectible was made based on past experience. This percentage was applied against the gross taxes receivable to yield the estimated net realizable value of these resources.

FRANKLIN COUNTY, OHIO

***Notes to the Basic Financial Statements
For the Year Ended December 31, 2010***

Note 7 – Notes Receivable

In 1997, the County and the Solid Waste Authority of Central Ohio (SWACO) entered into a repayment agreement under which SWACO is obligated to pay the debt service for bonds issued to finance expansion at the solid waste facility. To secure SWACO’s obligation, contract documents were executed and delivered to the County whereby SWACO granted the County a lien on the solid waste facilities, a security interest in its fixtures and personal property, and assignment of permits and licenses necessary for operation of the solid waste facilities. At December 31, 2010, the County recorded \$9,315,000 as a note receivable for the landfill expansion bonds with a similar reservation of fund balance in the Debt Service fund.

In 2002, the County, the City of Columbus and the Columbus Municipal Airport Authority entered into the Port Authority Consolidations and Joinder Agreement. As part of that agreement, the County assumed certain debt related to the former Rickenbacker Port Authority, with the stipulation that the debt will be serviced with revenues from the newly created Columbus Regional Airport Authority (CRAA). At December 31, 2010, the County recorded \$298,000 as a note receivable for an outstanding Ohio Public Works Commission loan, with a similar reservation of fund balance in the General Fund.

In 2009, the County authorized an interest free economic development loan to the Central Ohio Community Improvement Corporation (Central Ohio CIC) in the amount of \$200,000 and to the Community Improvement Corporation of Gahanna (Gahanna CIC) for \$2,600,000. At December 31, 2010, the County recorded a note receivable in the amount of \$200,000 and \$2,600,000 respectively, with a similar reservation of the fund balance in the General Fund.

The following is a summary of the future payments to be received by the County for the notes:

(Amounts in 000's)			
	General	Other Governmental Funds	Total Governmental Funds
2011	\$ 124	\$ 1,591	\$ 1,715
2012	125	1,599	1,724
2013	175	1,600	1,775
2014	174	1,613	1,787
2015	100	1,616	1,716
2016-2020	500	3,259	3,759
2021-2025	500	-	500
2026-2030	500	-	500
2031-2035	501	-	501
2036-2039	399	-	399
Total payments to be received	<u>3,098</u>	<u>11,278</u>	<u>14,376</u>
Less: Amount representing interest	-	(1,963)	(1,963)
Notes receivable	<u>\$ 3,098</u>	<u>\$ 9,315</u>	<u>\$ 12,413</u>

FRANKLIN COUNTY, OHIO

**Notes to the Basic Financial Statements
For the Year Ended December 31, 2010**

Note 8 – Capital Leases - Lessor Disclosure

The County acts as lessor in two outstanding direct financing lease agreements. The facilities under lease, the lessees and debt principal outstanding at December 31, 2010, include the following:

(Amounts in 000's)		
Facility	Lessee	Principal Outstanding
Fairgrounds Project	Franklin County Agricultural Society	\$ 300
Maryhaven Facility	Maryhaven, Inc.	2,072
		<u>\$ 2,372</u>

Under the agreements, the lessees are required to pay the cost of maintaining and operating the leased facility. Lease payments from Maryhaven are substantially equal to the debt service to be paid by the County for retirement of the bonds associated with those facilities. The payments from Maryhaven are recognized as revenue in the Debt Service fund prior to payment of interest and principal on bonds.

The County has recognized the future minimum lease payments, less unearned interest income to be received for capitalized leases, as “Leases receivable” in the General and Debt Service funds. That portion not collected at year-end is classified as “Deferred revenue.”

A summary of the future minimum lease payments to be received by the County, and the components of the net investment in direct financing leases at December 31, 2010, follows:

(Amounts in 000's)			
	Fairgrounds Project	Maryhaven Facility	Total
2011	\$ 50	\$ 355	\$ 405
2012	50	357	407
2013	50	359	409
2014	50	365	415
2015	50	365	415
2016-2017	50	701	751
Minimum lease payments	<u>300</u>	<u>2,502</u>	<u>2,802</u>
Unearned interest income	-	(430)	(430)
Net investment in leases	<u>\$ 300</u>	<u>\$ 2,072</u>	<u>\$ 2,372</u>

FRANKLIN COUNTY, OHIO

**Notes to the Basic Financial Statements
For the Year Ended December 31, 2010**

Note 9 - Capital Assets

Capital asset activity of the primary government for the year ended December 31, 2010, is shown below:

Capital Assets				
Primary Government - Governmental Activities				
(Amounts in 000's)				
	Beginning Balance	Additions	Reductions	Ending Balance
Capital assets, not being depreciated:				
Land	\$ 55,810	\$ 3,070	\$ (1,812)	\$ 57,068
Construction in progress	133,794	67,286	(6,034)	195,046
Total nondepreciable capital assets	<u>189,604</u>	<u>70,356</u>	<u>(7,846)</u>	<u>252,114</u>
Capital assets, being depreciated:				
Buildings and improvements	346,105	1,074	(17)	347,162
Infrastructure	202,511	4,768	(95)	207,184
Machinery and equipment	76,754	7,280	(4,824)	79,210
	<u>625,370</u>	<u>13,122</u>	<u>(4,936)</u>	<u>633,556</u>
Less accumulated depreciation for:				
Buildings and improvements	(109,536)	(9,109)	11	(118,634)
Infrastructure	(67,773)	(3,528)	157	(71,144)
Machinery and equipment	(42,139)	(6,552)	4,630	(44,061)
	<u>(219,448)</u>	<u>(19,189)</u>	<u>4,798</u>	<u>(233,839)</u>
Total depreciable capital assets, net	<u>405,922</u>	<u>(6,067)</u>	<u>(138)</u>	<u>399,717</u>
Total capital assets, net	<u>\$ 595,526</u>	<u>\$ 64,289</u>	<u>\$ (7,984)</u>	<u>\$ 651,831</u>

FRANKLIN COUNTY, OHIO

**Notes to the Basic Financial Statements
For the Year Ended December 31, 2010**

Note 9 - Capital Assets (Continued)

Capital Assets				
Primary Government – Business-type Activities				
(Amounts in 000's)				
	Beginning Balance	Additions	Reductions	Ending Balance
Capital assets, not being depreciated:				
Land	\$ 442	\$ -	\$ -	\$ 442
Construction in progress	2,994	4,036	-	7,030
Total nondepreciable capital assets	<u>3,436</u>	<u>4,036</u>	<u>-</u>	<u>7,472</u>
Capital assets, being depreciated:				
Buildings and improvements	14,273	-	-	14,273
Infrastructure	23,843	-	-	23,843
Machinery and equipment	1,060	21	(25)	1,056
	<u>39,176</u>	<u>21</u>	<u>(25)</u>	<u>39,172</u>
Less accumulated depreciation for:				
Buildings and improvements	(5,558)	(315)	-	(5,873)
Infrastructure	(6,034)	(378)	-	(6,412)
Machinery and equipment	(570)	(100)	25	(645)
	<u>(12,162)</u>	<u>(793)</u>	<u>25</u>	<u>(12,930)</u>
Total depreciable capital assets, net	<u>27,014</u>	<u>(772)</u>	<u>-</u>	<u>26,242</u>
Total capital assets, net	<u>\$ 30,450</u>	<u>\$ 3,264</u>	<u>\$ -</u>	<u>\$ 33,714</u>

Depreciation expense was charged to functional programs of the primary government as follows:

(Amounts in 000's)	
Governmental activities:	
General government	\$ 5,673
Judicial	564
Public safety	3,948
Human services	859
Health	2,913
Public works	4,259
Conservation and recreation	973
	<u>\$ 19,189</u>
Business-type activities:	
Water and sewer	\$ 429
Parking facilities	364
	<u>\$ 793</u>

FRANKLIN COUNTY, OHIO

Notes to the Basic Financial Statements
For the Year Ended December 31, 2010

Note 9 - Capital Assets (Continued)

Capital asset activity of the component units for the year ended December 31, 2010, was as follows:

(Amounts in 000's)				
	Beginning Balance	Additions	Reductions	Ending Balance
Capital assets, being depreciated:				
Buildings and improvements	\$ 961	\$ 290	\$ -	\$ 1,251
Machinery and equipment	9,531	183	(28)	9,686
	<u>10,492</u>	<u>473</u>	<u>(28)</u>	<u>10,937</u>
Less accumulated depreciation for:				
Buildings and improvements	(124)	(968)	-	(1,092)
Machinery and equipment	(5,133)	(44)	28	(5,149)
	<u>(5,257)</u>	<u>(1,012)</u>	<u>28</u>	<u>(6,241)</u>
Total depreciable capital assets, net	<u>\$ 5,235</u>	<u>\$ (539)</u>	<u>\$ -</u>	<u>\$ 4,696</u>

Depreciation expense reported by component units was as follows:

(Amounts in 000's)	
ARC Industries	\$ 636
Veterans Memorial Hall	23
Stadium and Team	353
	<u>\$ 1,012</u>

FRANKLIN COUNTY, OHIO

**Notes to the Basic Financial Statements
For the Year Ended December 31, 2010**

Note 10 – Long-term Liabilities

A. Long-term Debt Summary

The original issue date, final maturity date, interest rate and original issuance amount for the County's long term bonds, notes, and loans from the Ohio Public Works Commission (OPWC) and Ohio Water Development Authority (OWDA) currently outstanding follows:

Long-term Debt Summary – Governmental Activities (Amounts in 000's)				
	Original Issue Date	Final Maturity	Interest Rate	Original Issue Amount
General obligation bonds and notes:				
Series 2003 Refunding	10/30/2003	12/01/2013	2.30 to 5.00%	\$ 53,985
Series 2005 Road Improvements	10/26/2005	12/01/2015	3.25 to 5.00%	5,000
Series 2005 FCCS Building	10/26/2005	12/01/2025	3.25 to 5.00%	10,895
Series 2005 Refunding	10/26/2005	12/01/2017	3.25 to 5.00%	25,085
Series 2007 Road Improvements	07/24/2007	12/01/2017	4.00 to 4.13%	5,000
Series 2007 Courthouse Project	07/24/2007	12/01/2031	4.00 to 5.00%	111,695
Series 2007 Animal Shelter Project	07/24/2007	12/01/2031	4.00 to 5.00%	9,355
Series 2009 Government Center	02/19/2009	12/01/2028	2.00 to 4.38%	20,000
Series 2009 Refunding	02/19/2009	12/01/2020	2.00 to 5.00%	42,175
Series 2010 Energy Conservation	04/12/2010	12/01/2035	1.03 to 5.93%	22,755
Series 2010 Animal Shelter	04/12/2010	12/01/2035	1.03 to 5.93%	10,075
Series 2010 Government Center	04/12/2010	12/01/2035	1.03 to 5.93%	10,075
Series 2010-2 Road Improvements	12/08/2010	12/01/2031	2.00 to 5.70%	3,015
Series 2010-2 Hall of Justice	12/08/2010	12/01/2031	2.00 to 5.70%	7,570
				<u>336,680</u>
Special obligation bonds, notes and loans:				
Taxable				
Series 2007 Stadium Facility Project Bonds	09/26/2007	12/01/2032	5.00 to 5.58%	27,500
Series 2010 Stadium Facility Project Notes	03/12/2010	03/11/2011	1.10%	12,000
				<u>39,500</u>
OPWC loans:				
Rickenbacker Industrial Park	04/02/1995	01/01/2015	0.00%	1,489
Havens Corners Road at				
Reynoldsburg-New Albany Road	02/09/2004	01/01/2028	0.00%	475
Scioto-Darby Creek Road	08/01/2005	12/01/2026	0.00%	1,631
Tuttle Crossing Boulevard	08/29/2006	12/01/2028	0.00%	3,635
				<u>7,230</u>
				<u>\$ 383,410</u>

FRANKLIN COUNTY, OHIO

**Notes to the Basic Financial Statements
For the Year Ended December 31, 2010**

Note 10 – Long-term Liabilities (Continued)

Long-term Debt Summary – Business-type Activities (Amounts in 000's)				
	Original Issue Date	Final Maturity	Interest Rate	Original Issue Amount
General obligation bonds:				
Series 2003 Refunding	10/30/2003	12/01/2013	2.30 to 5.00%	\$ 5,835
Series 2010 Sanitary Sewer Improvements S	4/12/2010	12/1/2035	1.03 to 5.93%	6,550
Series 2010-2 Sanitary Sewer Improvements	12/8/2010	12/1/2031	2.00 to 5.70%	2,220
				14,605
Special obligation loans:				
OPWC/OWDA loans:				
Hamilton Meadows Water Ridgewood Estates and Oakhurst Knolls Sewer	04/28/1988	07/01/2013	7.00%	194
Forest Ridge Sewer Village Park and Young Estates Sewer	04/28/1988	07/01/2013	7.00%	1,478
Village Park and Young Estates Water	09/02/1988	07/01/2013	7.00%	186
Village Park and Young Estates Water	03/26/1992	07/01/2017	7.00%	551
Village Park and Young Estates Water	03/26/1992	07/01/2017	7.00%	274
Lincoln Village and New Rome Water	02/12/1995	07/01/2015	3.50%	835
Emmit/Mix Avenue Sewer	07/01/1997	07/01/2021	3.00%	482
Darbydale Wastewater	02/18/2005	12/01/2026	0.00%	1,883
Water Quality Wastewater	07/01/2005	01/01/2031	0.00%	1,704
Darbydale Sewer	08/10/2005	07/01/2025	3.98%	1,150
Timberlake Wastewater	09/28/2006	07/01/2030	3.25%	216
Timberlake Water Treatment	09/28/2006	01/01/2031	0.00%	806
				9,759
				\$ 24,364

For bonds, interest rates vary over the term of the bond per a set schedule and none are demand bonds.

B. New Issues

March, 2010 Stadium Facility Project (\$12,000,000) In March 2010, the County issued Series 2010 Taxable Special Obligation notes in the amount of \$12,000,000 with an interest rate of 1.10% (maturing March 11, 2011) for the purpose of refunding outstanding notes previously issued for the purpose of providing funds to pay a portion of the costs of acquiring, constructing, installing and equipping a county park and recreational facility including a baseball stadium.

April, 2010 Various Purpose (\$49,455,000) In April 2010, the County issued Series 2010 A & B taxable limited tax general obligation bonds in the total amount of \$49,455,000 with interest rates ranging from 1.03% to 5.93% (maturing from December 2011 through December 2035) for multiple purposes. The Series 2010 A portion of the issuance is comprised of Build America Bonds (BABs) totaling \$41,260,000. The Series 2010 B portion is comprised of Recovery Zone Economic Development Bonds (RZEDBs) totaling \$8,195,000.

***Notes to the Basic Financial Statements
For the Year Ended December 31, 2010***

Note 10 – Long-term Liabilities (Continued)

The component amounts of the total issuance of \$49,455,000 and their respective purposes include:

- \$22,755,000 to retire \$22,600,000 of bond anticipation notes maturing April 21, 2010 for various energy conservation improvements to increase efficiency of county buildings
- \$10,075,000 to complete improvements to the county's animal shelter
- \$10,075,000 for County Government Center improvements including underground walkways
- \$6,550,000 for general improvements to the county sanitary sewer system.

December, 2010 Various Purpose (\$12,805,000) In December 2010, the County issued various purpose limited tax bonds Series 2010-2 in the total amount of \$12,805,000 with interest rates ranging from 2.00% to 5.70% (maturing from December 2011 through December 2031) for multiple purposes. This issuance is comprised of BABs totaling \$10,145,000, RZEDB totaling \$2,170,000 and tax exempt bonds totaling \$490,000.

The component amounts of the total issuance of \$12,805,000 and their respective purposes include:

- \$3,015,000 for road improvements
- \$7,570,000 for various Hall of Justice improvements
- \$2,220,000 for general improvements to the county sanitary sewer system.

C. Changes in Long-term Liabilities

Primary Government Changes in governmental activity long-term obligations during the year, including new issuances, consisted of the following:

FRANKLIN COUNTY, OHIO

**Notes to the Basic Financial Statements
For the Year Ended December 31, 2010**

Note 10 – Long-term Liabilities (Continued)

Changes in Long-term Liabilities - Governmental Activities (Amounts in 000's)					
	Beginning Balance	Additions	Reductions	Ending Balance	Due in One Year
General obligation bonds and notes:					
Series 1986 Mental Health Building	\$ 35	\$ -	\$ (35)	\$ -	\$ -
Series 2003 Refunding	21,040	-	(6,275)	14,765	6,575
Series 2005 Road Improvements	3,270	-	(480)	2,790	505
Series 2005 FCCS Building	9,445	-	(405)	9,040	425
Series 2005 Refunding	20,205	-	(2,210)	17,995	2,340
Series 2007 Road Improvements	4,430	-	(490)	3,940	470
Series 2007 Courthouse Project	110,465	-	(1,145)	109,320	1,290
Series 2007 Animal Shelter Project	9,265	-	(45)	9,220	45
Series 2009 Government Center	19,400	-	(775)	18,625	790
Series 2009 Refunding	41,265	-	(645)	40,620	660
Series 2009 Energy Conservation Notes	22,600	-	(22,600)	-	-
Series 2010 Energy Conservation Bonds	-	22,755	-	22,755	-
Series 2010 Animal Shelter	-	10,075	-	10,075	12
Series 2010 Government Center	-	10,075	-	10,075	13
Series 2010-2 Road Improvements	-	3,015	-	3,015	120
Series 2010-2 Hall of Justice	-	7,570	-	7,570	-
	<u>261,420</u>	<u>53,490</u>	<u>(35,105)</u>	<u>279,805</u>	<u>13,245</u>
Unamortized amounts:					
Bond premiums and discounts	14,406	36	(1,360)	13,082	-
Deferred charges	(2,012)	-	301	(1,711)	-
	<u>12,394</u>	<u>36</u>	<u>(1,059)</u>	<u>11,371</u>	<u>-</u>
	<u>273,814</u>	<u>53,526</u>	<u>(36,164)</u>	<u>291,176</u>	<u>13,245</u>
Special obligation bonds, notes and loans:					
Taxable					
Series 2007 Stadium Facility Project Bonds	27,500	-	(635)	26,865	670
Series 2009 Stadium Facility Project Notes	15,000	-	(15,000)	-	-
Series 2010 Stadium Facility Project Notes	-	12,000	-	12,000	12,000
	<u>42,500</u>	<u>12,000</u>	<u>(15,635)</u>	<u>38,865</u>	<u>12,670</u>
OPWC loans:					
Rickenbacker Industrial Park	372	-	(74)	298	74
Havens Corners Road at Reynoldsburg-New Albany Road	440	-	(24)	416	24
Scioto-Darby Creek Road	1,549	-	(81)	1,468	82
Tuttle Crossing Boulevard	3,635	-	(182)	3,453	182
	<u>5,996</u>	<u>-</u>	<u>(361)</u>	<u>5,635</u>	<u>362</u>
	<u>48,496</u>	<u>12,000</u>	<u>(15,996)</u>	<u>44,500</u>	<u>13,032</u>
Other long-term obligations:					
Compensated absences	41,134	2,074	(2,806)	40,402	2,547
Workers compensation	5,154	2,131	(893)	6,392	2,441
Capital leases	1,175	101	(386)	890	404
	<u>47,463</u>	<u>4,306</u>	<u>(4,085)</u>	<u>47,684</u>	<u>5,392</u>
	<u>\$ 369,773</u>	<u>\$ 69,832</u>	<u>\$ (56,245)</u>	<u>\$ 383,360</u>	<u>\$ 31,669</u>

FRANKLIN COUNTY, OHIO

Notes to the Basic Financial Statements
For the Year Ended December 31, 2010

Note 10 – Long-term Liabilities (Continued)

Changes in business-type long-term obligations during the year, including new issuances, consisted of the following. There were no reductions in compensated absences.

Changes in Long-term Liabilities – Business-type Activities					
(Amounts in 000's)					
	Beginning Balance	Additions	Reductions	Ending Balance	Due in One Year
General obligation bonds:					
Series 2003 Refunding	\$ 1,895	\$ -	\$ (925)	\$ 970	\$ 970
Series 2010 Sanitary Sewer	-	6,550	-	6,550	-
Series 2010-2 Sanitary Sewer	-	2,220	-	2,220	-
	<u>1,895</u>	<u>8,770</u>	<u>(925)</u>	<u>9,740</u>	<u>970</u>
Unamortized amounts:					
Bond premiums and discounts	91	-	(50)	41	-
Deferred charges	(28)	-	15	(13)	-
	<u>63</u>	<u>-</u>	<u>(35)</u>	<u>28</u>	<u>-</u>
	<u>1,958</u>	<u>8,770</u>	<u>(960)</u>	<u>9,768</u>	<u>970</u>
Special obligation loans:					
OPWC/OWDA loans:					
Hamilton Meadows Water	52	-	(13)	39	15
Ridgewood Estates and Oakhurst Knolls Sewer	410	-	(106)	304	115
Forest Ridge Sewer	52	-	(13)	39	15
Village Park and Young Estates Sewer	272	-	(29)	243	31
Village Park and Young Estates Water	135	-	(14)	121	15
Lincoln Village and New Rome Water	290	-	(49)	241	50
Emmit/Mix Avenue Sewer	312	-	(24)	288	24
Darbydale Wastewater	1,694	-	(94)	1,600	94
Water Quality Wastewater	1,704	-	-	1,704	-
Darbydale Sewer	964	-	(46)	918	48
Timberlake Wastewater	210	6	-	216	64
Timberlake Water Treatment	348	458	-	806	78
	<u>6,443</u>	<u>464</u>	<u>(388)</u>	<u>6,519</u>	<u>549</u>
	<u>8,401</u>	<u>9,234</u>	<u>(1,348)</u>	<u>16,287</u>	<u>1,519</u>
Other long-term obligations:					
Compensated absences	161	23	-	184	25
	<u>\$ 8,562</u>	<u>\$ 9,257</u>	<u>\$ (1,348)</u>	<u>\$ 16,471</u>	<u>\$ 1,544</u>

Component Units The component units have no bonded debt. At December 31, 2010, the only long-term liabilities consisted of \$215,000 in compensated absences and \$78,000 in capital lease obligations.

FRANKLIN COUNTY, OHIO

**Notes to the Basic Financial Statements
For the Year Ended December 31, 2010**

Note 10 – Long-term Liabilities (Continued)

D. Future Debt Service Requirements

The following is a summary of the County's estimated future annual debt service requirements:

Governmental Activities (Amounts in 000's)						
Bonds						
	General Obligation		Special Obligation		Total	
	Principal	Interest	Principal	Interest	Principal	Interest
2011	\$ 13,245	\$ 13,322	\$ 670	\$ 1,472	\$ 13,915	\$ 14,794
2012	11,900	12,769	700	1,439	12,600	14,208
2013	11,705	12,259	740	1,404	12,445	13,663
2014	12,365	11,840	775	1,366	13,140	13,206
2015	12,860	11,340	815	1,325	13,675	12,665
2016-2020	65,360	47,926	4,785	5,921	70,145	53,847
2021-2025	59,105	33,146	6,245	4,462	65,350	37,608
2026-2030	65,765	17,646	8,185	2,522	73,950	20,168
2031-2035	27,500	3,409	3,950	334	31,450	3,743
	<u>\$ 279,805</u>	<u>\$ 163,657</u>	<u>\$ 26,865</u>	<u>\$ 20,245</u>	<u>\$ 306,670</u>	<u>\$ 183,902</u>
Loans and Notes						
	Special Obligation Loans		Special Obligation Notes		Total	
	Principal	Interest	Principal	Interest	Principal	Interest
2011	\$ 362	\$ -	\$ 12,000	\$ 132	\$ 12,362	\$ 132
2012	362	-	-	-	362	-
2013	362	-	-	-	362	-
2014	361	-	-	-	361	-
2015	287	-	-	-	287	-
2016-2020	1,435	-	-	-	1,435	-
2021-2025	1,435	-	-	-	1,435	-
2026-2030	1,031	-	-	-	1,031	-
	<u>\$ 5,635</u>	<u>\$ -</u>	<u>\$ 12,000</u>	<u>\$ 132</u>	<u>\$ 17,635</u>	<u>\$ 132</u>
Grand Total						
	Principal		Interest			
2011	\$ 26,277		\$ 14,926			
2012	12,962		14,208			
2013	12,807		13,663			
2014	13,501		13,206			
2015	13,962		12,665			
2016-2020	71,580		53,847			
2021-2025	66,785		37,608			
2026-2030	74,981		20,168			
2031-2035	31,450		3,743			
	<u>\$ 324,305</u>		<u>\$ 184,034</u>			

FRANKLIN COUNTY, OHIO

**Notes to the Basic Financial Statements
For the Year Ended December 31, 2010**

Note 10 – Long-term Liabilities (Continued)

	Business-type Activities (Amounts in 000's)					
	Bonds		Loans		Total	
	Principal	Interest	Principal	Interest	Principal	Interest
2011	\$ 970	\$ 516	\$ 549	\$ 111	\$ 1,519	\$ 627
2012	-	481	632	91	632	572
2013	-	481	550	70	550	551
2014	-	481	427	54	427	535
2015	75	481	389	45	464	526
2016-2020	800	2,353	1,644	128	2,444	2,481
2021-2025	1,240	2,134	1,442	35	2,682	2,169
2026-2030	2,685	1,706	801	-	3,486	1,706
2031-2035	3,970	720	85	-	4,055	720
	<u>\$ 9,740</u>	<u>\$ 9,353</u>	<u>\$ 6,519</u>	<u>\$ 534</u>	<u>\$ 16,259</u>	<u>\$ 9,887</u>

E. Funds Used to Retire Long-term Liabilities

All general obligation bonds are supported by the full faith and credit of the County. General obligation bonds will be paid with \$268,400,000 from taxes, and the remainder from lease revenues (note 8), user charges and payments received on the SWACO and CRAA loans including portions of the Series 2005 Refunding (note 7). Compensated absences liabilities will be paid from the fund from which the employee's salary is paid. Typically the General Fund and the Board of Developmental Disabilities Fund have been used in prior years to liquidate the liability for compensated absences. Capital lease obligations will be paid from the fund that supports the department using the underlying asset, also typical of past treatment.

The taxable special obligations (the "Stadium Facility Bonds" and the "Stadium Facility Note") in the amount of \$38,865,000 are not general obligations of the County, but are payable solely from the proceeds derived from the operation, lease, sale, or other disposition of a County park and recreation facility, including a baseball stadium and from the following non-tax revenue sources that are deposited in the County's General Fund: (i) fines and forfeitures, (ii) fees imposed from licenses and permits, (iii) investment earning on any fund or account of the County, including the County's General Fund, that are credited to the County's General Fund, (iv) proceeds from the sale of capital assets, (v) charges for services, and (vi) other revenues, including but not limited to, rental income, gifts and donations and payments received as reimbursement (the "Pledged Revenues"). Annual principal and interest payments on the special obligations are expected to require less than 27.5 percent of the County's General Fund revenue. Other than the retirement of notes described in note 10.B., there were principal payments of \$3,635,000 in 2010. Interest charges amounted to \$1,969,000, while pledged revenue amounted to \$73,797,000. The County has covenanted to appropriate each year a sufficient amount of the Pledged Revenues to pay the debt service required in such year.

***Notes to the Basic Financial Statements
For the Year Ended December 31, 2010***

Note 10 – Long-term Liabilities (Continued)

From the original proceeds of the Stadium Facility Bonds and Notes, \$4,100,000 was deposited in the Stadium Debt Service fund to be applied to the payment of interest during the construction phase of the project. As of December 31, 2010, the fund balance of the Stadium Debt Service fund is \$350,000. In addition, the Commissioners have designated \$3,644,000 of the fund balance in the General Fund to secure the pledge for the payment of the debt service on the special obligations from the County's Pledged Revenues.

F. Debt Limitations

The ORC provides that the net general obligation debt of the County, exclusive of certain exempt debt, issued without a vote of the electors should not exceed one percent of the total assessed valuation of the County. The ORC further provides that the total voted and unvoted net debt of the County less the same exempt debt should not exceed a sum equal to three percent of the first \$100,000,000 of the assessed valuation, plus one and one-half percent of such valuation in excess of \$100,000,000 and not in excess of \$300,000,000, plus two and one-half percent of such valuation in excess of \$300,000,000. The effects of the debt limitations at December 31, 2010, are an overall debt margin of \$467,713,000 and an unvoted debt margin of \$49,448,000.

G. Defeased Bonds

In 1993, the County defeased certain general obligation bonds by placing the proceeds of new bonds in an irrevocable trust to provide for all future debt service payments on the old bonds. Accordingly, the trust account assets and the liability for the defeased bonds are not included in the County's financial statements. At December 31, 2010, \$58,120,000 remained outstanding on the defeased bonds from the 1993 refunding.

H. Optional Redemption

Certain bonds issued by the County are subject to redemption at the County's option. When partial redemption of any of the following bonds is authorized, the bond registrar will select bonds or portions thereof by lot within a maturity in such manner as the bond registrar may determine, provided, however, that the portion of any bond so selected will be in the amount of \$5,000 or an integral multiple thereof. In each case, accrued interest will be paid to the date fixed for redemption. The following schedule summarizes the bond issues subject to optional redemption, the relevant maturity dates, the redemption dates and the redemption rates:

FRANKLIN COUNTY, OHIO

**Notes to the Basic Financial Statements
For the Year Ended December 31, 2010**

Note 10 – Long-term Liabilities (Continued)

Bonds	Maturity Date	Redemption Dates (Dates Inclusive)	Redemption Prices
Series 2005 FCCS Building	after 12/01/2015	12/01/2015 and thereafter	100%
Series 2005 Refunding	after 12/01/2015	12/01/2015 and thereafter	100%
Series 2007 Courthouse Project	after 12/01/2018	12/01/2017 and thereafter	100%
Series 2007 Animal Shelter Project	after 12/01/2018	12/01/2017 and thereafter	100%
Series 2007 Stadium Facility Project	after 12/01/2018	12/01/2017 and thereafter	100%
Series 2009 Government Building	after 12/01/2018	12/01/2018 and thereafter	100%
Series 2009 Refunding	after 12/01/2018	12/01/2018 and thereafter	100%
Series 2010 Various Purpose	on or after 12/01/2020	06/01/2020 and thereafter	100%
Series 2010-2 Various Purpose	on or after 12/01/2021	12/01/2020 and thereafter	100%

Note 11 – Capital Leases - Lessee Disclosure

A. Primary Government

The County leases various equipment through lease arrangements. Many of the lease agreements qualify as capital leases for accounting purposes and, therefore, have been recorded at the present value of their future minimum lease payments as of the inception date. Payments are made from the funds that purchase the assets. The assets acquired through capital leases are as follows:

(Amounts in 000's)	
	Primary Government
Machinery and equipment	\$ 2,562
Less accumulated depreciation	(1,202)
	<u>\$ 1,360</u>

FRANKLIN COUNTY, OHIO

***Notes to the Basic Financial Statements
For the Year Ended December 31, 2010***

Note 11 – Capital Leases - Lessee Disclosure (Continued)

The future minimum lease obligations and the net present value of these minimum lease payments as of December 31, 2010, were as follows:

(Amounts in 000's)	
	Primary Government
2011	\$ 486
2012	396
2013	97
2014	47
2015	5
Total minimum lease payments	1,031
Less amount representing interest	(141)
Present value of minimum lease	\$ 890

B. Component Units

The assets acquired through capital leases for component units are as follows:

(Amounts in 000's)	
	Stadium and Team
Machinery and equipment	\$ 307
Less accumulated depreciation	(54)
	\$ 253

The future minimum lease obligations and the net present value of these minimum lease payments as of December 31, 2010 for each year through expiration were as follows:

(Amounts in 000's)	
	Stadium and Team
2011	\$ 69
2012	12
Total minimum lease payments	81
Less amount representing interest	(3)
Present value of minimum lease	\$ 78

FRANKLIN COUNTY, OHIO

***Notes to the Basic Financial Statements
For the Year Ended December 31, 2010***

Note 12 – Operating Leases

The County has entered into various contracts and leases for equipment, land and office space. The following table represents the non-cancellable rental liabilities:

(Amounts in 000's)	
	Rental
2011	\$ 4,610
2012	1,853
2013	617
2014	515
2015	219
2016-2020	616
2021-2025	616
2026-2028	247
	<u>\$ 9,293</u>

The County does not have operating leases or contracts after 2028. During 2010, the County incurred expenditures of \$4,644,000 for non-cancellable operating leases including \$260,000 to Veterans Memorial, a component unit, for rented office space.

Note 13 – Contingencies and Commitments

A. Contingent Liabilities

The County has received federal and state grants for specific purposes that are subject to review and audit by the grantor agencies or their designee. At December 31, 2010, the audits of certain programs had not been completed. These audits could lead to a request for reimbursement to the grantor agency for expenditures disallowed under terms of the grant. Based on prior experience, the County believes such disallowances, if any, will be immaterial.

Several claims and lawsuits are pending against the County. The Prosecuting Attorney has used his best judgment as legal counsel for the County to estimate the possible liability that the County could incur. \$127,000 has been accrued to offset expected liability arising from the current pending lawsuits.

By resolution, the Commissioners have designated amounts in the fund balance of the General Fund to be used for expenditures in future years. \$14,517,000 has been set aside for “rainy day” purposes. In addition, the Commissioners have designated \$3,644,000 to secure the pledge for the payment of debt service on the Stadium Facility Bonds and Note.

B. Commitments

The County had several outstanding capital projects as of December 31, 2010, including construction of a new county court building, improvements to the government center, construction of a new animal shelter, and various road construction projects. The projects include the following major commitments:

FRANKLIN COUNTY, OHIO

***Notes to the Basic Financial Statements
For the Year Ended December 31, 2010***

Note 13 – Contingencies and Commitments (Continued)

(Amounts in 000's)			
Project	Phase	Spent to Date	Commitment Remaining
Courthouse and government center	Construction	\$ 135,388	\$ 9,302
Energy conservation measures	Construction	25,518	200
Animal shelter construction	Construction	9,182	7,920
Water treatment and wastewater	Construction	5,212	1,188
Clime Road	Construction	9,082	10,703
		<u>\$ 184,382</u>	<u>\$ 29,313</u>

The County has continued to honor commitments made in prior years including a long-term commitment whereby the County has agreed to contribute approximately \$4,340,000 to the Columbus Regional Airport Authority annually through 2012, and a contract with the Columbus Downtown Development Corporation to contribute \$1,167,000 annually through 2011.

Note 14 – Risk Management

The County is exposed to various risks of loss related to torts and general liability; theft of, damage to and destruction of assets; natural disasters; errors and omissions; health care claims for employees and their eligible dependents; and injuries to employees. Insurance policies are procured for commercial crime, flood, buildings and contents, equipment, boilers and machinery. In addition, a Commercial Crime and Public Employees Dishonesty policy is in effect for certain agencies that deal with large amounts of cash, and a Faithful Performance Blanket bond is in place for all County employees. Medical malpractice insurance is purchased for claims involving inmate medical care. Settled claims have not exceeded commercial coverage in any of the past three years. There has not been a significant reduction in coverage from the prior year. The County has elected to retain risk for losses related to torts, general and excess liability, and automobile casualty rather than insuring those risks through a third-party. Employee health care claims are self-insured, with purchased stop-loss coverage of \$1,000,000 per individual for the calendar year. The County purchases workers' compensation insurance from the State of Ohio to cover employees and auxiliary staff.

A. Self-insurance for General Liability

The County's General Fund provides unlimited coverage for court judgments resulting from tort and general liability claims of County officials and employees. The County does not use actuaries to determine possible claims liability, nor are any interfund premiums charged. However, the County incorporates nonincremental claims adjustments when setting the annual budget amount for claims, judgments and settlements. The Commissioners appropriated \$1,000,000 within the General Fund in 2010 to satisfy court-ordered judgments, self-insured claims or other settlements. The actual claims paid during 2010 totaled \$626,000. It is estimated that \$127,000 claims and judgments will be due within one year. \$2,246,000 of the General Fund's fund balance has been designated for unasserted claims.

***Notes to the Basic Financial Statements
For the Year Ended December 31, 2010***

Note 14 – Risk Management (Continued)

B. Self-insurance for Health Benefits

The County provides multiple health care benefit plans that cover approximately 4,700 County employees. Approximately 1,500 employees of other political subdivisions are also in the County's insurance program. Coverage is extended to eligible dependents. Costs are allocated to the fund that pays the salary of the enrolled employee. These payments are accounted for as expenditures in the paying funds and as fees and charges for services in the Employee Benefits internal service fund from which the claims are paid. An estimate of amounts to be paid for claims incurred but not reported (IBNR) as of year-end has been developed by the County in conjunction with an actuary, based on appropriate standards of practice promulgated by the Actuarial Standards Board. At December 31, 2010, accounts payable balances included \$3,397,000 of reported, unpaid County claims and \$5,270,000 as an estimate for IBNR. Actual claims experience may differ from the estimate. Given the nature of health benefits, the County predicts that the entire liability will be paid within one year. As such, the entire claims liability is a current liability.

The Comprehensive Omnibus Budget Reconciliation Act of 1986 requires the County to offer terminated or retired employees continued participation in the County's employee health care benefits program, provided that the employees pay the rate established by the plan administrator.

C. Workers' Compensation

The County reimburses the Ohio Bureau of Workers' Compensation for the cost of injured workers' claims. All County agencies participate in the program and make payments for prior and current year claims. Because the plan is retrospectively rated, payments will be made in future periods for injuries sustained during 2010 and prior years. At December 31, 2010, this long-term liability was estimated to be \$6,392,000, a net increase of \$1,238,000 from the estimate as of December 31, 2009. The County has designated \$6,771,000 of the General Fund's fund balance for these future payments.

D. Summary

When it is probable that a loss has occurred and the amount of the loss can be reasonably estimated, the liability is reported in the fund. The result of the process to estimate the claims liability is not an exact amount as it depends on many complex factors. Accordingly, claims liabilities are reevaluated periodically to consider the effects of inflation, recent claim settlement trends (including frequency and amount of pay-outs) and other economic and social factors. The estimate of the claims liabilities includes amounts for incremental claim adjustment expenses related to specific claims and other claim adjustment expenses regardless of whether allocated to specific claims. Liabilities also include an amount for estimated IBNR claims. Changes in claims liabilities for the various plans during 2009 and 2010 were as follows:

FRANKLIN COUNTY, OHIO

**Notes to the Basic Financial Statements
For the Year Ended December 31, 2010**

Note 14 – Risk Management (Continued)

(Amounts in 000's)				
	General Liability	Health Benefits	Workers' Compensation	Total
Unpaid claims at 01/01/09	\$ 3,117	\$ 7,820	\$ 4,949	\$ 15,886
2009 net change in claims estimate	(2,225)	-	1,954	(271)
2009 incurred claims & IBNR	83	73,802	373	74,258
2009 paid claims	(457)	(71,849)	(2,122)	(74,428)
Unpaid claims at 12/31/09	518	9,773	5,154	15,445
2010 net change in claims estimate	-	-	1,238	1,238
2010 incurred claims & IBNR	235	72,287	2,441	74,963
2010 paid claims	(626)	(73,393)	(2,441)	(76,460)
Unpaid claims at 12/31/10	<u>\$ 127</u>	<u>\$ 8,667</u>	<u>\$ 6,392</u>	<u>\$ 15,186</u>

The County analyzes all outstanding and potential claims that have arisen or could arise due to the occurrence of a loss contingency on or before December 31, 2010. Those claims that are judged to have a high probability of requiring a settlement and for which the amount required to settle the claim is reasonably estimable are shown as liabilities. Those claims for which the liability cannot be reasonably estimated or which are judged not to have a high probability of settlement are not displayed as liabilities on the balance sheet, but are discussed in note 13.

Note 15 – Defined Benefit Retirement Plans

A. Ohio Public Employees Retirement System

The Ohio Public Employees Retirement System (OPERS) administers three separate pension plans. The authority to establish and amend benefits is provided by state statute per ORC Chapter 145. The three plans are described below:

- Traditional Pension (TP) Plan – a cost-sharing, multiple-employer defined benefit pension plan. OPERS provides retirement, disability, survivor and death benefits, and annual cost of living adjustments to TP plan members.
- Member-Directed (MD) Plan – a defined contribution plan in which the member invests both member and employer contributions. Employer contributions vest over five years at 20 percent per year. Members accumulate retirement assets equal to the value of member and vested employer contributions, plus any investment earnings thereon. MD Plan members do not qualify for ancillary benefits.

FRANKLIN COUNTY, OHIO

***Notes to the Basic Financial Statements
For the Year Ended December 31, 2010***

Note 15 – Defined Benefit Retirement Plans (Continued)

- Combined (CO) Plan – a cost-sharing, multiple-employer defined benefit pension plan. OPERS invests employer contributions to provide a formula retirement benefit similar in nature to, but less than, the TP Plan benefit. Member contributions, the investment of which is self-directed by the member, accumulate retirement assets in a manner similar to the MD Plan. OPERS provides retirement, disability, survivor and death benefits, and annual cost of living adjustments to CO Plan members.

Contributions are authorized by state statute. For 2010, member and employer contribution rates were consistent across all three plans. Separate divisions for law enforcement and public safety exist only within the TP Plan. The 2010 contribution rate for members, other than those engaged in law enforcement, was 10.00 percent of covered payroll. The law enforcement classification had an employee contribution rate of 11.10 percent for 2010. The County’s employer contribution rate for 2010 was 14.0 percent of covered payroll, except for law enforcement where the rate was 17.87 percent.

The County’s required contributions to OPERS for the years ended December 31, 2010, 2009 and 2008 were as follows:

	(Amounts in 000’s)		
	2010	2009	2008
Employer share	\$ 41,639	\$ 42,403	\$ 39,292
Employee share, paid by employer	3,042	3,015	2,822
Total contributions	<u>\$ 44,681</u>	<u>\$ 45,418</u>	<u>\$ 42,114</u>

In conjunction with the transition from quarterly payment to monthly payment of the employer liability, OPERS permits certain employers to pay their fourth quarter 2007 liability over a three-year period. This employer liability balance is paid to OPERS incrementally, with the December 2007 portion and the November 2010 paid on January 3, 2011. The full amount has been contributed for 2008 and 2009. For 2010, 92.63 percent has been contributed. The remainder of the 2007 and 2010 amounts are reported at December 31, 2010, in the Payroll and Benefit Revolving agency fund. The 2010 portion was paid to OPERS in January 2011.

OPERS issues a stand-alone financial report. Interested parties may obtain a copy by making a written request to OPERS, 277 E. Town St., Columbus, OH 43215-4642 or by calling 614-222-5601 or 800-222-7377.

B. State Teachers Retirement System of Ohio

The County also contributes to State Teachers Retirement System of Ohio (STRS Ohio), a cost-sharing, multiple-employer public employee retirement system. The authority to establish benefits is provided by ORC Chapter 3307. STRS Ohio provides retirement, disability and survivor benefits. By Ohio law, health care benefits are not guaranteed. STRS Ohio administers three separate pension plans:

***Notes to the Basic Financial Statements
For the Year Ended December 31, 2010***

Note 15 – Defined Benefit Retirement Plans (Continued)

- Defined Benefit (DB) Plan – a cost-sharing, multiple-employer defined benefit pension plan. The annual retirement allowance, payable for life, is the greater of the formula benefit or the money-purchase benefit calculation. Benefits are increased annually by 3 percent of the original base amount. The DB Plan offers access to health care coverage to eligible retirees who participated in the plan, and their eligible dependents.
- Defined Contribution (DC) Plan – a defined contribution plan which allows the member to allocate all their member contributions and employer contributions at a rate of 10.5 percent are placed in an investment account. The member determines how to allocate the member and employer money among various investment choices. Members accumulate retirement assets equal to the value of member and vested employer contributions plus any investment earnings thereon. Employer contributions into members' accounts are vested after the first anniversary of the first day of paid service. Members of the DC Plan do not qualify for ancillary benefits.
- Combined (CO) Plan – a cost-sharing, multiple-employer defined benefit pension plan. The member contributions are allocated by the member, and employer contributions are used to fund a defined benefit payment. A member's defined benefit is determined by multiplying 1 percent of the member's final average salary by the member's years of service credit. The CO Plan offers access to health care coverage to eligible retirees who participated in the plan, and their eligible dependents.

DC and CO Plan members will transfer to the DB Plan during their fifth year of membership unless they permanently select the DC or CO Plan.

Contribution rates are authorized by state statute and are established by the State Teachers Retirement Board upon recommendation of its consulting actuary, not to exceed statutory maximum rates of 10.00 percent for members and 14.00 percent for employers. Actual contributions during 2010 were made equal to the statutory maximum rates. The County's contributions to STRS Ohio for the years ended December 31, 2010, 2009 and 2008 were approximately \$1,452,000, \$1,483,000, and \$1,344,000, respectively. The full amounts have been contributed for 2010, 2009 and 2008.

STRS Ohio issues a stand-alone financial report. A copy can be obtained by writing to STRS Ohio, 275 E. Broad St., Columbus, OH 43215-3771 or by visiting the STRS Ohio Website at www.strsoh.org.

Note 16 – Postemployment Benefits

A. Ohio Public Employees Retirement System

OPERS administers three separate pension plans (see note 15.A.). OPERS provides retirement, disability, survivor and postretirement health care benefits to qualifying members of both the Traditional Pension and the Combined Plans. Members of the Member-Directed Plan do not qualify for ancillary benefits, including postemployment health care coverage.

***Notes to the Basic Financial Statements
For the Year Ended December 31, 2010***

Note 16 – Postemployment Benefits (Continued)

OPERS maintains a cost-sharing multiple employer defined benefit post-employment health care plan, which includes a medical plan, prescription drug program and Medicare Part B premium reimbursement. In order to qualify for post-retirement health care coverage, age and service retirees under the Traditional Pension and Combined Plans must have ten or more years of qualifying Ohio service credit. Health care coverage for disability benefit recipients and qualified survivor benefit recipients is available. The health care coverage provided by OPERS meets the definition of an Other Postemployment Benefit (OPEB) as described in GASB Statement No. 45.

The ORC permits, but does not mandate, OPERS to provide postemployment benefits to its eligible members and beneficiaries. Authority to establish and amend benefits is provided in ORC Chapter 145.

In 2010, local government employers contributed at 14.00 percent of covered payroll, and public safety and law enforcement employers contributed at 17.87 percent. The ORC currently limits the employer contribution to a rate not to exceed 14.00 percent of covered payroll for local employers and 18.10 percent of covered payroll for law and public safety employers. Active members do not make contributions to the postemployment benefit plan.

OPERS' Post Employment Health Care plan was established under, and is administrated in accordance with, Internal Revenue Code 401(h). Each year, the OPERS Retirement Board determines the portion of the employer contribution rate that will be set aside for funding of post employment health care benefits, based on authority granted by state statute. The portion of employer contributions allocated to the health care plan was 5.50 percent of covered payroll from January 1 through February 28, 2010 and 5.00 percent from March 1 through December 31, 2010. The County's actual contributions for 2010, 2009 and 2008, used to fund OPEB, were approximately \$15,705,000, \$18,492,000, and \$20,475,000, respectively. Actual contributions represent 100 percent of required contributions.

The OPERS Retirement Board is also authorized to establish rules for the payment of a portion of the health care benefits provided, by the retiree or their surviving beneficiaries. Payment amounts vary depending on the number of covered dependents and the coverage selected.

The Health Care Preservation Plan adopted by the OPERS Retirement Board on September 9, 2004, was effective on January 1, 2007. Member and employer contribution rates increased on January 1 of each year from 2006 to 2008. Rates for law and public safety employers increased over a six year period beginning on January 1, 2006, with a final rate increase on January 1, 2011. These rate increases allowed additional funds to be allocated to the health care plan.

B. State Teachers Retirement System of Ohio

STRS Ohio administers a pension plan that is comprised of: a defined benefit plan; a self-directed defined contribution plan and a combined plan that is a hybrid of the defined benefit and defined contribution plan.

***Notes to the Basic Financial Statements
For the Year Ended December 31, 2010***

Note 16 – Postemployment Benefits (Continued)

Ohio law authorizes STRS Ohio to offer a cost-sharing, multiple-employer health care plan. Health care coverage is not statutorily guaranteed. STRS Ohio provides access to health care coverage to eligible retirees who participated in the Defined Benefit or the Combined Plans. Coverage under the current program includes hospitalization, physician fees, prescription drugs and reimbursement of monthly Medicare Part B premiums. Pursuant to the ORC, the State Teachers Retirement Board has discretionary authority over how much, if any, of the associated health care costs will be absorbed by STRS Ohio. All benefit recipients, for the most recent year, pay a portion of the health care cost in the form of a monthly premium.

Under Ohio law, funding for post-employment health care may be deducted from employer contributions. Of the 14.00 percent employer contribution rate, 1.00 percent of covered payroll was allocated to post-employment health care for the years ended June 30, 2010, 2009, and 2008. The 14.00 percent employer contribution rate is the maximum rate established under Ohio law. The County's actual contributions for 2010, 2009 and 2008, used to fund OPEB were approximately \$103,500, \$106,000, and \$96,000, respectively.

Note 17 – Conduit Debt Obligations

From time to time, the County has issued Hospital, Housing and Industrial Revenue Bonds to provide financial assistance to private sector entities for the acquisition and construction of facilities deemed to be in the public interest. The bonds are secured by the financed property and are payable solely from payments received on the underlying mortgage loans. Upon repayment of the bonds, ownership of the facility transfers to the private-sector entity served by the bond issuance. The County is not obligated in any manner for repayment of the bonds. Accordingly, the bonds are not reported as liabilities in the accompanying financial statements. As of December 31, 2010, there were 158 series of bonds outstanding. The aggregate principal amount payable for 148 of these series was \$2,406,000,000. The aggregate principal amount payable for 10 series issued prior to January 1, 1994, could not be determined; however, the original issue amounts totaled \$30,335,000.

FRANKLIN COUNTY, OHIO

**Notes to the Basic Financial Statements
For the Year Ended December 31, 2010**

Note 18 – Component Units

Three discretely presented component units are included within the reporting entity of the County. Condensed financial statements follow:

Condensed Statement of Net Assets (Amounts in 000's)				
	ARC Industries	Veterans Memorial Hall	Stadium and Team	Total
Assets:				
Current and other assets	\$ 6,801	\$ 172	\$ 18,504	\$ 25,477
Due from primary government	166	-	-	166
Capital assets, net	2,075	138	2,483	4,696
Total assets	<u>9,042</u>	<u>310</u>	<u>20,987</u>	<u>30,339</u>
Liabilities:				
Current and other liabilities	770	548	13,706	15,024
Due to primary government	-	50	-	50
Long-term liabilities	-	215	78	293
Total liabilities	<u>770</u>	<u>813</u>	<u>13,784</u>	<u>15,367</u>
Net assets:				
Invested in capital assets	2,075	138	2,405	4,618
Restricted	80	-	-	80
Unrestricted	6,117	(641)	4,798	10,274
Total net assets	<u>\$ 8,272</u>	<u>\$ (503)</u>	<u>\$ 7,203</u>	<u>\$ 14,972</u>

Condensed Statement of Activities (Amounts in 000's)				
	ARC Industries	Veterans Memorial Hall	Stadium and Team	Total
Expenses:				
	\$ 8,639	\$ 2,601	\$ 10,017	\$ 21,257
Program revenues:				
Charges for services	6,831	2,368	12,032	21,231
Operating grants and contributions	1,914	-	-	1,914
	<u>8,745</u>	<u>2,368</u>	<u>12,032</u>	<u>23,145</u>
Net program revenues (expenses)	106	(233)	2,015	1,888
Other general revenues:	374	-	213	587
Change in net assets	480	(233)	2,228	2,475
Net assets - beginning	7,792	(270)	4,975	12,497
Net assets - ending	<u>\$ 8,272</u>	<u>\$ (503)</u>	<u>\$ 7,203</u>	<u>\$ 14,972</u>

***Notes to the Basic Financial Statements
For the Year Ended December 31, 2010***

Note 19 – Joint Ventures

Franklin County and the City of Columbus (the City) participate in the following three joint ventures.

Columbus/Franklin County Affordable Housing Trust Corporation (AHT) The AHT is a nonprofit corporation created in 2000 to promote home ownership and affordable rental housing opportunities in the County and City. The AHT Board is appointed jointly by the Franklin County Board of Commissioners and the Mayor of the City of Columbus, and receives annual support from the County and City, including \$1,532,208 from the County in 2010. AHT will receive annual funding from the County as long as the current agreement continues. Complete financial statements may be obtained from AHT at 1260 East Broad Street, Columbus, Ohio 43205.

Franklin Park Conservatory Joint Recreation District (Conservatory District) The Conservatory District was created in 1990 pursuant to the authority contained in ORC Section 755.14 (B), and is dedicated to the promotion of environmental appreciation and ecological awareness. There is an ongoing financial responsibility on the part of the County and the City, whereby both the County and the City provide annual operating subsidies. The County provided \$475,000 in 2010. Complete financial statements can be obtained from Franklin Park Conservatory Joint Recreation District, 1777 East Broad Street, Columbus, Ohio 43203.

Columbus-Franklin County Finance Port Authority (Finance Authority) The Finance Authority was created in 2006 pursuant to the authority contained in ORC Sections 4582.21 through 4582.59, to serve economic development needs. The County and City have committed to provide subsidies to the Finance Authority. The County provided an annual operating subsidy of \$137,218 in 2010. The County has agreed to provide similar annual operating subsidies until 2010. Audited financial statements for the Finance Authority may be obtained from The Columbus-Franklin County Finance Authority, 150 South Front Street, Suite 200, Columbus, Ohio 43215.

FRANKLIN COUNTY, OHIO

**Notes to the Basic Financial Statements
For the Year Ended December 31, 2010**

Note 19 – Joint Ventures (Continued)

A summary of the financial position for the AHT, the Conservatory District and the Finance Authority follows:

Condensed Statement of Net Assets (Amounts in 000's)			
	AHT	Conservatory District	Finance Authority
Assets:			
Cash, cash equivalents, and investments in segregated accounts	\$ 4,211	\$ 349	\$ 1,268
Other assets	23,381	4,606	14,934
Capital assets, net of accumulated depreciation	25	21,322	-
Total assets	<u>27,617</u>	<u>26,277</u>	<u>16,202</u>
Liabilities:			
Current liabilities	106	2,023	248
Noncurrent liabilities	1,001	4,666	11,759
Total liabilities	<u>1,107</u>	<u>6,689</u>	<u>12,007</u>
Net assets:			
Invested in capital assets, net of related debt	9	16,412	-
Restricted	23,587	3,973	2,873
Unrestricted	2,914	(797)	1,322
Total net assets	<u>\$ 26,510</u>	<u>\$ 19,588</u>	<u>\$ 4,195</u>

Note 20 – Related Organizations and Other Agreements

Housing of City Prisoners Under the terms of an agreement between the County and the City of Columbus, the County provides housing and medical treatment to persons incarcerated under City ordinances. For this service, the City has agreed to pay its proportionate share of the jail's costs. During 2010, the General Fund realized revenue of \$4,490,000 under this agreement.

Central Ohio Workforce Investment Corporation The Franklin County Department of Job and Family Services (FCDJFS) provides workforce development services for the Central Ohio Workforce Investment Corporation (COWIC) established pursuant to the Workforce Investment Act of 1998. A board of directors separate from FCDJFS heads the COWIC.

Columbus Metropolitan Library The Commissioners are responsible for a majority of the board appointments for the Columbus Metropolitan Library. The County has no further accountability or oversight for the library's operation.

Columbus Metropolitan Housing Authority The County and the City of Columbus jointly formed the Columbus Metropolitan Housing Authority (CMHA). CMHA is a separate body from the City and the County, with no oversight or accountability by the County for CMHA's management or operations.

FRANKLIN COUNTY, OHIO

***Notes to the Basic Financial Statements
For the Year Ended December 31, 2010***

Note 20 – Related Organizations and Other Agreements (Continued)

Columbus and Franklin County Metropolitan Park District The Columbus and Franklin County Metropolitan Park District (Metro Parks) was organized under ORC Chapter 1545. Metro Parks is a separate political subdivision and is governed by a three-member Board of Park Commissioners, appointed in a non-authoritative manner by the Franklin County Probate Judge. The Board of Park Commissioners adopts the annual budget. Metro Parks' operations are autonomous.

Franklin County Family and Children First Council The operation of the Franklin County Family and Children First Council is controlled by an oversight committee. The chair of the County Commissioners serves on the committee. The Franklin County Educational Service Center is the administrative agent for the Council.

Franklin County Convention Facilities Authority The Commissioners appoint a majority of the board members of the Franklin County Convention Facilities Authority (CFA) but have no further accountability for it. The CFA is a separate and distinct legal entity. Neither the County nor the City is responsible for the operation of CFA or of the Greater Columbus Convention Center (Convention Center).

The CFA issued lease revenue bonds in 1990 to finance the construction of the Convention Center. Several bond issues have been completed since that date through which tax and lease revenue anticipation bonds were used to refund and refinance portions of the original and subsequent issues, and to finance further construction and renovations. In 2010, the CFA issued \$160 million lease revenue anticipation bonds to finance a full-service convention center hotel. The total amount of these revenue bonds outstanding as of December 31, 2010, was \$318,900,000 net of premiums and discounts of \$152,000 or a gross amount of \$318,748,000.

For the bond issues prior to 2010, the bond issues and the facility were made possible through a lease/sub-lease agreement whereby the County and the City lease the facility from CFA and concurrently sub-lease it back to CFA. The lease rent charged by CFA equals the annual debt service amount, with each party paying an amount equal to one half the amount of the debt service on the revenue bonds. The sub-lease rent charged by the County and the City also equals the annual debt service amount, and is expected to be paid from hotel/motel tax revenues. The County, at its discretion and without incurring any penalty or further liability, may cancel the lease by not appropriating funds for the lease payment. The terms of the agreement provide many alternative plans for payment of the debt service in the event that the hotel/motel tax revenues prove insufficient. The County considers it highly unlikely that it will ever be faced with meeting CFA's debt service. The Convention Center Lease special revenue fund records the lease and sub-lease payments made and received by the County.

In conjunction with the 2010 bond issue, the CFA has agreed to lease the project to the County and the County has agreed to sublease the project back to the CFA. The lease requires the County to pay rent to the CFA equal to the aggregate principal and interest required to be paid on the Series 2010 bonds. Under the sublease, the CFA has agreed to make rental payments to the County for the same amount.

FRANKLIN COUNTY, OHIO

**Notes to the Basic Financial Statements
For the Year Ended December 31, 2010**

Note 20 – Related Organizations and Other Agreements (Continued)

Central Ohio Community Improvement Corporation The Commissioners are responsible for the appointments of two of the seven trustees for the Central Ohio Community Improvement Corporation; the Treasurer makes one appointment. The County has no further accountability for this organization.

Friends of the Shelter Friends of the Shelter is a not-for-profit organization with a self-appointing board. Money raised by Friends of the Shelter supports various programs at the Franklin County Animal Shelter. The amount of funding is immaterial to the Dog and Kennel special revenue fund. The County is not financially accountable for the organization, nor does the County approve the organization’s budget.

Note 21 – Operating Lease - Lessor Disclosure

During 2009, the County completed construction on Huntington Park, which has been leased to the Stadium and Team, a component unit of the County. The lease was initiated in April 2009 and expires December 2033. The terms of the lease agreement require the Stadium and Team to pay for operating expenses and leasehold improvements of the stadium. In addition, the Stadium and Team shall pay, as rent, an amount equal to the debt service of the financing package issued under the County’s name for the construction of Huntington Park. Minimum annual rent may vary between years as a result of the anticipated debt service payments, and is subject to change as a portion of the financing consists of bond anticipation notes. The asset is recorded as a capital asset of the County as follows:

(Amounts in 000’s)	
Acquisition cost	\$ 64,114
Less: accumulated depreciation	(1,865)
Carrying amount	\$ 62,249

The Stadium and Team may renew the lease for two consecutive ten year terms under similar terms upon 30 days written notice prior to the end of the lease term. Future payments under the noncancellable operating lease are as follows:

(Amounts in 000’s)	
	Lease Payments
2011	\$ 5,378
2012	5,342
2013	5,256
2014	5,163
2015	2,140
2016-2020	10,706
2021-2025	10,707
2026-2030	10,707
2031-2033	4,105
	\$ 59,504

FRANKLIN COUNTY, OHIO

***Notes to the Basic Financial Statements
For the Year Ended December 31, 2010***

Note 22 – Subsequent Events

On March 10, 2011, the County issued taxable special obligation notes in the amount of \$12,000,000 for the purposes of retiring the Series 2010 Stadium Facility Project Notes in the amount of \$12,000,000. Huntington Investment Company, a party with a vested interest in the Huntington Park stadium, held the old notes and purchased the new notes. Huntington National Bank has entered into a sponsorship agreement with the Stadium and Team, whereby in exchange for naming rights, the bank will provide \$9,000,000 over twenty years.

On January 25, 2011, the County approved an additional loan to Veterans Memorial, in the amount of \$250,000.

On April 19, 2011, the County approved an amendment for the sale of Cooper Stadium. The amendment includes a clause extending the contingency period. The sales price of the stadium is \$3,425,000.

**Combining and Individual Fund
Statements and Schedules**

FRANKLIN COUNTY, OHIO

Nonmajor Governmental Funds

Nonmajor Special Revenue Funds

The special revenue funds are used to account for proceeds of specific revenue sources (other than debt service, capital projects, or enterprise funds) that are legally restricted to expenditures for specified purposes. A description of the nonmajor special revenue funds follows:

Motor Vehicle and Gasoline Tax – This fund accounts for revenue derived from taxes on gasoline and motor vehicle licenses. State law restricts expenditure of these funds to road and bridge maintenance and construction.

Senior Services – This fund accounts for the property taxes and grants spent for programs benefiting senior citizens.

Zoological Park – This fund accounts for the property taxes for the Columbus Zoo.

Child Support Enforcement – This fund accounts for the administration of the collection and distribution of voluntary and court-ordered child support payments.

Real Estate Assessment – This fund accounts for activities related to the appraisal of real property for tax purposes, and periodic county-wide revaluation. Funding is provided through charges to the various political subdivisions during the distribution of their property tax revenue.

Additional special revenue funds are listed below:

- Convention Center Lease
- Homeland Security and Justice Programs
- Economic Development and Planning
- Dog and Kennel
- Certificate of Title Administration
- Wireless Enhanced 9-1-1
- Domestic and Juvenile Court Grants
- Adult Probation and Community Corrections
- Emergency Management Agency
- Law Library Resources
- Other Special Revenue Funds

Nonmajor Debt Service Funds

The debt service funds are used to account for the accumulation of governmental resources and payment of principal and interest on long-term debt. Debt service funds are as follows:

- General Bond Retirement
- Maryhaven Debt Service
- Stadium Debt Service

Nonmajor Capital Projects Funds

The capital projects funds are used to account for the financial resources used for the acquisition, construction or renovation of facilities (other than those financed by the enterprise funds). Following are descriptions of the nonmajor capital project funds:

New Building Construction – This fund accounts for land acquisition and construction of a new court building.

Animal Shelter Construction – This fund accounts for the land acquisition and construction of a new animal shelter.

Energy Conservation Measures – This fund accounts for the installation, modification of an installation or remodeling of existing building so as to reduce energy costs.

Road Projects-2007 Bonds – This fund accounts for construction costs associated with improving certain intersections and roads in the County. These costs are financed by bonded debt.

Clean Ohio Grant – This fund accounts for the environmental remediation and redevelopment of a former landfill site.

E-Filing Project – This fund accounts for cost associated with providing a case management system that will allow attorneys to file petitions and other documents electronically through the internet.

Stadium Construction – This fund accounts for land acquisition and construction of a new baseball stadium.

Hall of Justice Improvements – This fund accounts for improvements to the Franklin County Hall of Justice.

Road Projects-2010 Bonds – This fund accounts for construction costs associated with improving certain intersections and roads in the County. These costs are financed by bonded debt.

Other Capital Projects – This fund accounts for miscellaneous capital projects.

FRANKLIN COUNTY, OHIO

**Combining Balance Sheet
Nonmajor Governmental Funds
December 31, 2010**

(Amounts in 000's)

	Nonmajor Special Revenue Funds	Nonmajor Debt Service Funds	Nonmajor Capital Projects Funds	Total
Assets:				
Equity with County Treasurer	\$ 72,364	\$ 1,038	\$ 34,374	\$ 107,776
Cash and investments in segregated accounts	2,277	-	-	2,277
Property taxes receivable, net	43,051	-	-	43,051
Accounts receivable	2,368	-	-	2,368
Accrued interest receivable	-	-	36	36
Due from other funds	247	-	-	247
Due from other governments	32,425	-	126	32,551
Notes receivable	-	9,315	-	9,315
Leases receivable	-	2,072	-	2,072
Loans receivable, net	3,806	-	-	3,806
Inventories	1,154	-	-	1,154
Total assets	\$ 157,692	\$ 12,425	\$ 34,536	\$ 204,653
Liabilities and fund balances:				
Liabilities:				
Accrued wages	\$ 1,969	\$ -	\$ -	\$ 1,969
Accounts payable	9,744	-	3,111	12,855
Matured bonds and interest payable	-	658	-	658
Due to other funds	503	-	-	503
Deferred revenue	26,365	2,072	134	28,571
Unearned revenue	48,689	-	-	48,689
Advances from other funds	2,350	-	6,773	9,123
Total liabilities	89,620	2,730	10,018	102,368
Fund balances:				
Reserved for notes receivable	-	9,315	-	9,315
Reserved for inventories	1,154	-	-	1,154
Unreserved, reported in:				
Special revenue funds	66,918	-	-	66,918
Debt service funds	-	380	-	380
Capital projects funds	-	-	24,518	24,518
Total fund balances	68,072	9,695	24,518	102,285
Total liabilities and fund balances	\$ 157,692	\$ 12,425	\$ 34,536	\$ 204,653

FRANKLIN COUNTY, OHIO

**Combining Balance Sheet
Nonmajor Special Revenue Funds
December 31, 2010**

(Amounts in 000's)

	Motor Vehicle and Gasoline Tax	Senior Services	Zoological Park	Child Support Enforcement
Assets:				
Equity with County Treasurer	\$ 4,540	\$ 10,444	\$ 795	\$ 1,557
Cash and investments in segregated accounts	-	-	-	-
Property taxes receivable, net	-	24,625	18,426	-
Accounts receivable	1,103	376	-	236
Due from other funds	-	158	-	-
Due from other governments	24,787	1,529	1,140	-
Loans receivable, net	-	-	-	-
Inventories	1,044	2	-	11
Total assets	\$ 31,474	\$ 37,134	\$ 20,361	\$ 1,804
Liabilities and fund balances:				
Liabilities:				
Accrued wages	\$ 586	\$ 176	\$ -	\$ 429
Accounts payable	2,705	1,448	579	49
Due to other funds	11	7	-	378
Deferred revenue	17,904	2,723	2,063	-
Unearned revenue	-	23,732	17,719	948
Advances from other funds	-	-	-	-
Total liabilities	21,206	28,086	20,361	1,804
Fund balances:				
Reserved for inventories	1,044	2	-	11
Unreserved	9,224	9,046	-	(11)
Total fund balances	10,268	9,048	-	-
Total liabilities and fund balances	\$ 31,474	\$ 37,134	\$ 20,361	\$ 1,804

(Continued on next page)

FRANKLIN COUNTY, OHIO

**Combining Balance Sheet
Nonmajor Special Revenue Funds
December 31, 2010**

(Amounts in 000's)

	Real Estate Assessment	Convention Center Lease	Homeland Security and Justice Programs	Economic Development and Planning
Assets:				
Equity with County Treasurer	\$ 13,150	\$ -	\$ 3,818	\$ 919
Cash and investments in segregated accounts	-	-	-	-
Property taxes receivable, net	-	-	-	-
Accounts receivable	-	-	-	-
Due from other funds	-	-	-	-
Due from other governments	-	-	1,197	1,683
Loans receivable, net	-	-	-	3,806
Inventories	4	-	-	-
Total assets	\$ 13,154	\$ -	\$ 5,015	\$ 6,408
Liabilities and fund balances:				
Liabilities:				
Accrued wages	\$ 208	\$ -	\$ 18	\$ 10
Accounts payable	561	-	1,294	1,673
Due to other funds	35	-	-	-
Deferred revenue	-	-	1,000	1,611
Unearned revenue	-	-	2,348	3,806
Advances from other funds	-	-	1,823	275
Total liabilities	804	-	6,483	7,375
Fund balances:				
Reserved for inventories	4	-	-	-
Unreserved	12,346	-	(1,468)	(967)
Total fund balances	12,350	-	(1,468)	(967)
Total liabilities and fund balances	\$ 13,154	\$ -	\$ 5,015	\$ 6,408

(Continued on next page)

FRANKLIN COUNTY, OHIO

**Combining Balance Sheet
Nonmajor Special Revenue Funds
December 31, 2010**

(Amounts in 000's)

	Dog and Kennel	Certificate of Title Administration	Wireless Enhanced 9-1-1	Domestic and Juvenile Court Grants
Assets:				
Equity with County Treasurer	\$ 476	\$ 5,257	\$ 4,977	\$ 2,205
Cash and investments in segregated accounts	-	4	-	-
Property taxes receivable, net	-	-	-	-
Accounts receivable	4	435	-	-
Due from other funds	-	-	-	-
Due from other governments	-	-	776	824
Loans receivable, net	-	-	-	-
Inventories	49	8	-	-
Total assets	\$ 529	\$ 5,704	\$ 5,753	\$ 3,029
Liabilities and fund balances:				
Liabilities:				
Accrued wages	\$ 124	\$ 127	\$ -	\$ 31
Accounts payable	300	9	222	140
Due to other funds	57	1	-	13
Deferred revenue	-	-	518	285
Unearned revenue	-	-	-	136
Advances from other funds	-	-	-	-
Total liabilities	481	137	740	605
Fund balances:				
Reserved for inventories	49	8	-	-
Unreserved	(1)	5,559	5,013	2,424
Total fund balances	48	5,567	5,013	2,424
Total liabilities and fund balances	\$ 529	\$ 5,704	\$ 5,753	\$ 3,029

(Continued on next page)

FRANKLIN COUNTY, OHIO

**Combining Balance Sheet
Nonmajor Special Revenue Funds
December 31, 2010**

(Amounts in 000's)

	Adult Probation and Community Corrections	Emergency Management Agency	Law Library Resources	Other Special Revenue
Assets:				
Equity with County Treasurer	\$ 1,301	\$ 1,063	\$ 148	\$ 21,714
Cash and investments in segregated accounts	-	-	-	2,273
Property taxes receivable, net	-	-	-	-
Accounts receivable	8	18	-	188
Due from other funds	-	-	-	89
Due from other governments	-	318	-	171
Loans receivable, net	-	-	-	-
Inventories	-	8	-	28
Total assets	\$ 1,309	\$ 1,407	\$ 148	\$ 24,463
Liabilities and fund balances:				
Liabilities:				
Accrued wages	\$ 68	\$ 26	\$ 16	\$ 150
Accounts payable	41	299	67	357
Due to other funds	-	-	-	1
Deferred revenue	-	261	-	-
Unearned revenue	-	-	-	-
Advances from other funds	-	40	-	212
Total liabilities	109	626	83	720
Fund balances:				
Reserved for inventories	-	8	-	28
Unreserved	1,200	773	65	23,715
Total fund balances	1,200	781	65	23,743
Total liabilities and fund balances	\$ 1,309	\$ 1,407	\$ 148	\$ 24,463

(Continued on next page)

FRANKLIN COUNTY, OHIO

**Combining Balance Sheet
Nonmajor Special Revenue Funds
December 31, 2010**

(Amounts in 000's)

	<u>Total</u>
Assets:	
Equity with County Treasurer	\$ 72,364
Cash and investments in segregated accounts	2,277
Property taxes receivable, net	43,051
Accounts receivable	2,368
Due from other funds	247
Due from other governments	32,425
Loans receivable, net	3,806
Inventories	1,154
Total assets	<u>\$ 157,692</u>
Liabilities and fund balances:	
Liabilities:	
Accrued wages	\$ 1,969
Accounts payable	9,744
Due to other funds	503
Deferred revenue	26,365
Unearned revenue	48,689
Advances from other funds	2,350
Total liabilities	<u>89,620</u>
Fund balances:	
Reserved for inventories	1,154
Unreserved	66,918
Total fund balances	<u>68,072</u>
Total liabilities and fund balances	<u>\$ 157,692</u>

FRANKLIN COUNTY, OHIO

**Combining Balance Sheet
Nonmajor Debt Service Funds
December 31, 2010**

(Amounts in 000's)

	General Bond Retirement	Maryhaven Debt Service	Stadium Debt Service	Total
Assets:				
Equity with County Treasurer	\$ 658	\$ 30	\$ 350	\$ 1,038
Notes receivable	9,315	-	-	9,315
Leases receivable	-	2,072	-	2,072
Total assets	\$ 9,973	\$ 2,102	\$ 350	\$ 12,425
Liabilities and fund balances:				
Liabilities:				
Matured bonds and interest payable	\$ 658	\$ -	\$ -	\$ 658
Deferred revenue	-	2,072	-	2,072
Total liabilities	658	2,072	-	2,730
Fund balances:				
Reserved for notes receivable	9,315	-	-	9,315
Unreserved	-	30	350	380
Total fund balance	9,315	30	350	9,695
Total liabilities and fund balance	\$ 9,973	\$ 2,102	\$ 350	\$ 12,425

FRANKLIN COUNTY, OHIO

**Combining Balance Sheet
Nonmajor Capital Projects Funds
December 31, 2010**

(Amounts in 000's)

	New Building Construction	Animal Shelter Construction	Energy Conservation Measures	Road Projects - 2007 Bonds
Assets:				
Equity with County Treasurer	\$ 11,933	\$ 9,581	\$ 424	\$ -
Accrued interest receivable	23	13	-	-
Due from other governments	-	-	-	-
Total assets	\$ 11,956	\$ 9,594	\$ 424	\$ -
Liabilities and fund balances:				
Liabilities:				
Accounts payable	\$ 2,134	\$ 693	\$ 144	\$ -
Deferred revenue	5	3	-	-
Advances from other funds	-	-	-	-
Total liabilities	2,139	696	144	-
Fund balances:				
Unreserved	9,817	8,898	280	-
Total fund balances	9,817	8,898	280	-
Total liabilities and fund balances	\$ 11,956	\$ 9,594	\$ 424	\$ -

(Continued on next page)

FRANKLIN COUNTY, OHIO

**Combining Balance Sheet
Nonmajor Capital Projects Funds
December 31, 2010**

(Amounts in 000's)

	Clean Ohio Grant	E - Filing	Stadium Construction	Hall of Justice Improvements
Assets:				
Equity with County Treasurer	\$ -	\$ 116	\$ 13	\$ 7,505
Accrued interest receivable	-	-	-	-
Due from other governments	126	-	-	-
Total assets	\$ 126	\$ 116	\$ 13	\$ 7,505
Liabilities and fund balances:				
Liabilities:				
Accounts payable	\$ 126	\$ -	\$ 13	\$ 1
Deferred revenue	126	-	-	-
Advances from other funds	-	-	6,773	-
Total liabilities	252	-	6,786	1
Fund balances:				
Unreserved	(126)	116	(6,773)	7,504
Total fund balances	(126)	116	(6,773)	7,504
Total liabilities and fund balances	\$ 126	\$ 116	\$ 13	\$ 7,505

(Continued on next page)

FRANKLIN COUNTY, OHIO

**Combining Balance Sheet
Nonmajor Capital Projects Funds
December 31, 2010**

(Amounts in 000's)

	Road Projects - 2010 Bonds	Other Capital Projects	Total
Assets:			
Equity with County Treasurer	\$ 3,001	\$ 1,801	\$ 34,374
Accrued interest receivable	-	-	36
Due from other governments	-	-	126
Total assets	<u>\$ 3,001</u>	<u>\$ 1,801</u>	<u>\$ 34,536</u>
Liabilities and fund balances:			
Liabilities:			
Accounts payable	\$ -	\$ -	\$ 3,111
Deferred revenue	-	-	134
Advances from other funds	-	-	6,773
Total liabilities	<u>-</u>	<u>-</u>	<u>10,018</u>
Fund balances:			
Unreserved	<u>3,001</u>	<u>1,801</u>	<u>24,518</u>
Total fund balances	<u>3,001</u>	<u>1,801</u>	<u>24,518</u>
Total liabilities and fund balances	<u>\$ 3,001</u>	<u>\$ 1,801</u>	<u>\$ 34,536</u>

FRANKLIN COUNTY, OHIO

**Combining Statement of Revenues, Expenditures and Changes in Fund Balance
Nonmajor Governmental Funds
For The Year Ended December 31, 2010**

(Amounts in 000's)

	Nonmajor Special Revenue Funds	Nonmajor Debt Service Funds	Nonmajor Capital Projects Fund	Total
Revenues:				
Property taxes	\$ 38,299	\$ -	\$ -	\$ 38,299
Licenses and permits	1,440	-	-	1,440
Fees and charges for services	34,908	-	-	34,908
Fines and forfeitures	3,001	-	-	3,001
Intergovernmental	84,946	-	4,793	89,739
Investment income	338	-	122	460
Other	12,381	6,848	367	19,596
Total revenues	<u>175,313</u>	<u>6,848</u>	<u>5,282</u>	<u>187,443</u>
Expenditures:				
Current:				
General government	29,137	-	-	29,137
Judicial	3,997	-	-	3,997
Public safety	18,607	-	-	18,607
Human services	47,479	-	-	47,479
Public works	42,989	-	-	42,989
Conservation and recreation	19,576	-	-	19,576
Community development	3,970	-	-	3,970
Capital outlays	-	-	58,503	58,503
Debt service:				
Principal retirement	287	50,740	-	51,027
Interest charges	-	14,952	77	15,029
Bond issuance cost	-	174	242	416
Intergovernmental grants	10,444	-	-	10,444
Total expenditures	<u>176,486</u>	<u>65,866</u>	<u>58,822</u>	<u>301,174</u>
Excess (deficiency) of revenues over (under) expenditures	(1,173)	(59,018)	(53,540)	(113,731)
Other financing sources (uses):				
Transfers in	4,868	22,712	464	28,044
Transfers out	(2,020)	-	(7)	(2,027)
Issuance of debt	-	34,755	30,735	65,490
Premium on issuance of debt	-	24	12	36
Sale of capital assets	15	-	-	15
Total other financing sources (uses)	<u>2,863</u>	<u>57,491</u>	<u>31,204</u>	<u>91,558</u>
Net change in fund balances	1,690	(1,527)	(22,336)	(22,173)
Fund balances - beginning	<u>66,382</u>	<u>11,222</u>	<u>46,854</u>	<u>124,458</u>
Fund balances - ending	<u>\$ 68,072</u>	<u>\$ 9,695</u>	<u>\$ 24,518</u>	<u>\$ 102,285</u>

FRANKLIN COUNTY, OHIO

**Combining Statement of Revenues, Expenditures and Changes in Fund Balance
Nonmajor Special Revenue Funds
For the Year Ended December 31, 2010**

(Amounts in 000's)

	Motor Vehicle and Gasoline Tax	Senior Services	Zoological Park	Child Support Enforcement
Revenues:				
Property taxes	\$ -	\$ 21,998	\$ 16,301	\$ -
Licenses and permits	5	-	-	-
Fees and charges for services	9	848	-	3,171
Fines and forfeitures	595	-	-	-
Intergovernmental	38,553	6,120	3,506	15,652
Investment income	191	-	-	-
Other	3,884	567	-	36
Total revenues	43,237	29,533	19,807	18,859
Expenditures:				
Current:				
General government	-	-	-	-
Judicial	-	-	-	-
Public safety	-	-	-	-
Human services	-	28,154	-	18,985
Public works	40,853	-	-	-
Conservation and recreation	-	-	19,576	-
Community development	-	-	-	-
Debt service:				
Principal retirement	287	-	-	-
Intergovernmental grants	-	158	-	-
Total expenditures	41,140	28,312	19,576	18,985
Excess (deficiency) of revenues over (under) expenditures	2,097	1,221	231	(126)
Other financing sources (uses):				
Transfers in	-	-	-	126
Transfers out	(1,312)	-	(231)	-
Sale of capital assets	14	-	-	-
Total other financing sources (uses)	(1,298)	-	(231)	126
Net change in fund balances	799	1,221	-	-
Fund balances - beginning	9,469	7,827	-	-
Fund balances - ending	\$ 10,268	\$ 9,048	\$ -	\$ -

(Continued on next page)

FRANKLIN COUNTY, OHIO

**Combining Statement of Revenues, Expenditures and Changes in Fund Balance
Nonmajor Special Revenue Funds
For the Year Ended December 31, 2010**

(Amounts in 000's)

	Real Estate Assessment	Convention Center Lease	Homeland Security and Justice Programs	Economic Development and Planning
Revenues:				
Property taxes	\$ -	\$ -	\$ -	\$ -
Licenses and permits	-	-	-	-
Fees and charges for services	14,290	-	-	13
Fines and forfeitures	-	-	-	-
Intergovernmental	-	-	5,987	4,149
Investment income	-	-	70	-
Other	-	7,009	-	-
Total revenues	14,290	7,009	6,057	4,162
Expenditures:				
Current:				
General government	14,078	7,009	-	-
Judicial	-	-	-	-
Public safety	-	-	1,913	-
Human services	-	-	-	-
Public works	-	-	-	-
Conservation and recreation	-	-	-	-
Community development	-	-	-	3,970
Debt service:				
Principal retirement	-	-	-	-
Intergovernmental grants	-	-	4,860	1,732
Total expenditures	14,078	7,009	6,773	5,702
Excess (deficiency) of revenues over (under) expenditures	212	-	(716)	(1,540)
Other financing sources (uses):				
Transfers in	-	-	188	391
Transfers out	-	-	-	-
Sale of capital assets	-	-	-	-
Total other financing sources (uses)	-	-	188	391
Net change in fund balances	212	-	(528)	(1,149)
Fund balances - beginning	12,138	-	(940)	182
Fund balances - ending	\$ 12,350	\$ -	\$ (1,468)	\$ (967)

(Continued on next page)

FRANKLIN COUNTY, OHIO

**Combining Statement of Revenues, Expenditures and Changes in Fund Balance
Nonmajor Special Revenue Funds
For the Year Ended December 31, 2010**

(Amounts in 000's)

	Dog and Kennel	Certificate of Title Administration	Wireless Enhanced 9-1-1	Domestic and Juvenile Court Grants
Revenues:				
Property taxes	\$ -	\$ -	\$ -	\$ -
Licenses and permits	1,333	-	-	-
Fees and charges for services	385	6,228	-	-
Fines and forfeitures	241	-	-	-
Intergovernmental	-	21	2,101	2,982
Investment income	-	-	-	-
Other	54	1	-	-
Total revenues	2,013	6,250	2,101	2,982
Expenditures:				
Current:				
General government	-	4,682	-	-
Judicial	-	-	-	-
Public safety	5,179	-	147	2,731
Human services	-	-	-	-
Public works	-	-	-	-
Conservation and recreation	-	-	-	-
Community development	-	-	-	-
Debt service:				
Principal retirement	-	-	-	-
Intergovernmental grants	-	-	2,762	-
Total expenditures	5,179	4,682	2,909	2,731
Excess (deficiency) of revenues over (under) expenditures	(3,166)	1,568	(808)	251
Other financing sources (uses):				
Transfers in	2,698	-	9	-
Transfers out	-	-	-	-
Sale of capital assets	-	1	-	-
Total other financing sources (uses)	2,698	1	9	-
Net change in fund balances	(468)	1,569	(799)	251
Fund balances - beginning	516	3,998	5,812	2,173
Fund balances - ending	\$ 48	\$ 5,567	\$ 5,013	\$ 2,424

(Continued on next page)

FRANKLIN COUNTY, OHIO

**Combining Statement of Revenues, Expenditures and Changes in Fund Balance
Nonmajor Special Revenue Funds
For the Year Ended December 31, 2010**

(Amounts in 000's)

	Adult Probation and Community Corrections	Emergency Management Agency	Law Library Resources	Other Special Revenue
Revenues:				
Property taxes	\$ -	\$ -	\$ -	\$ -
Licenses and permits	-	-	-	102
Fees and charges for services	125	909	22	8,908
Fines and forfeitures	-	-	1,060	1,105
Intergovernmental	2,498	1,464	-	1,913
Investment income	-	-	-	77
Other	-	58	-	772
Total revenues	2,623	2,431	1,082	12,877
Expenditures:				
Current:				
General government	-	-	-	3,368
Judicial	-	-	1,017	2,980
Public safety	2,724	1,503	-	4,410
Human services	-	-	-	340
Public works	-	-	-	2,136
Conservation and recreation	-	-	-	-
Community development	-	-	-	-
Debt service:				
Principal retirement	-	-	-	-
Intergovernmental grants	-	882	-	50
Total expenditures	2,724	2,385	1,017	13,284
Excess (deficiency) of revenues over (under) expenditures	(101)	46	65	(407)
Other financing sources (uses):				
Transfers in	-	-	-	1,456
Transfers out	-	-	-	(477)
Sale of capital assets	-	-	-	-
Total other financing sources (uses)	-	-	-	979
Net change in fund balances	(101)	46	65	572
Fund balances - beginning	1,301	735	-	23,171
Fund balances - ending	\$ 1,200	\$ 781	\$ 65	\$ 23,743

(Continued on next page)

FRANKLIN COUNTY, OHIO

***Combining Statement of Revenues, Expenditures and Changes in Fund Balance
Nonmajor Special Revenue Funds
For the Year Ended December 31, 2010***

(Amounts in 000's)

	Total
Revenues:	
Property taxes	\$ 38,299
Licenses and permits	1,440
Fees and charges for services	34,908
Fines and forfeitures	3,001
Intergovernmental	84,946
Investment income	338
Other	12,381
Total revenues	<u>175,313</u>
Expenditures:	
Current:	
General government	29,137
Judicial	3,997
Public safety	18,607
Human services	47,479
Public works	42,989
Conservation and recreation	19,576
Community development	3,970
Debt service:	-
Principal retirement	287
Intergovernmental grants	10,444
Total expenditures	<u>176,486</u>
Excess (deficiency) of revenues over (under) expenditures	(1,173)
Other financing sources (uses):	
Transfers in	4,868
Transfers out	(2,020)
Sale of capital assets	15
Total other financing sources (uses)	<u>2,863</u>
Net change in fund balances	1,690
Fund balances - beginning	66,382
Fund balances - ending	<u>\$ 68,072</u>

FRANKLIN COUNTY, OHIO

***Combining Statement of Revenues, Expenditures and Changes in Fund Balance
Nonmajor Debt Service Funds
For the Year Ended December 31, 2010***

(Amounts in 000's)

	General Bond Retirement	Maryhaven Debt Service	Stadium Debt Service	Total
Revenues:				
Other	\$ 1,354	\$ 357	\$ 5,137	\$ 6,848
Total revenues	1,354	357	5,137	6,848
Expenditures:				
Debt service:				
Principal retirement	34,865	240	15,635	50,740
Interest charges	12,866	117	1,969	14,952
Debt issuance costs	152	-	22	174
Total expenditures	47,883	357	17,626	65,866
Excess (deficiency) of revenues over (under) expenditures	(46,529)	-	(12,489)	(59,018)
Other financing sources (uses):				
Transfers in	22,712	-	-	22,712
Issuance of debt	22,755	-	12,000	34,755
Premium on issuance of debt	-	-	24	24
Total other financing sources (uses)	45,467	-	12,024	57,491
Net change in fund balance	(1,062)	-	(465)	(1,527)
Fund balance - beginning	10,377	30	815	11,222
Fund balance - ending	\$ 9,315	\$ 30	\$ 350	\$ 9,695

FRANKLIN COUNTY, OHIO

***Combining Statement of Revenues, Expenditures and Changes in Fund Balance
Nonmajor Capital Projects Funds
For the Year Ended December 31, 2010***

(Amounts in 000's)

	New Building Construction	Animal Shelter Construction	Energy Conservation Measures	Road Projects - 2007 Bonds
Revenues:				
Intergovernmental	\$ -	\$ -	\$ 3,197	\$ -
Investment income	17	102	-	1
Other	146	4	-	-
Total revenues	163	106	3,197	1
Expenditures:				
Capital outlays	41,186	7,486	6,640	1,776
Debt service:				
Interest charges	-	-	-	-
Debt issuance costs	75	75	-	-
Total expenditures	41,261	7,561	6,640	1,776
Excess (deficiency) of revenues over (under) expenditures	(41,098)	(7,455)	(3,443)	(1,775)
Other financing sources (uses):				
Transfers in	-	-	-	-
Transfers out	(3)	-	-	-
Issuance of debt	10,075	10,075	-	-
Premium on issuance of debt	-	-	-	-
Total other financing sources (uses)	10,072	10,075	-	-
Net change in fund balances	(31,026)	2,620	(3,443)	(1,775)
Fund balances - beginning	40,843	6,278	3,723	1,775
Fund balances - ending	\$ 9,817	\$ 8,898	\$ 280	\$ -

(Continued on next page)

FRANKLIN COUNTY, OHIO

***Combining Statement of Revenues, Expenditures and Changes in Fund Balance
Nonmajor Capital Projects Funds
For the Year Ended December 31, 2010***

(Amounts in 000's)

	Clean Ohio Grant	E - Filing Project	Stadium Construction	Hall of Justice Improvements
Revenues:				
Intergovernmental	\$ 1,449	\$ -	\$ 147	\$ -
Investment income	-	-	1	1
Other	-	-	217	-
Total revenues	1,449	-	365	1
Expenditures:				
Capital outlays	905	348	127	1
Debt service:				
Interest charges	-	-	77	-
Debt issuance costs	-	-	-	66
Total expenditures	905	348	204	67
Excess (deficiency) of revenues over (under) expenditures	544	(348)	161	(66)
Other financing sources (uses):				
Transfers in	-	464	-	-
Transfers out	-	-	-	-
Issuance of debt	-	-	-	7,570
Premium on issuance of debt	-	-	-	-
Total other financing sources (uses)	-	464	-	7,570
Net change in fund balances	544	116	161	7,504
Fund balances - beginning	(670)	-	(6,934)	-
Fund balances - ending	\$ (126)	\$ 116	\$ (6,773)	\$ 7,504

(Continued on next page)

FRANKLIN COUNTY, OHIO

***Combining Statement of Revenues, Expenditures and Changes in Fund Balance
Nonmajor Capital Projects Funds
For the Year Ended December 31, 2010***

(Amounts in 000's)

	Road Projects - 2010 Bonds	Other Capital Projects	Total
Revenues:			
Intergovernmental	\$ -	\$ -	\$ 4,793
Investment income	-	-	122
Other	-	-	367
Total revenues	-	-	5,282
Expenditures:			
Capital outlays	-	34	58,503
Debt service:			
Interest charges	-	-	77
Debt issuance costs	26	-	242
Total expenditures	26	34	58,822
Excess (deficiency) of revenues over (under) expenditures	(26)	(34)	(53,540)
Other financing sources (uses):			
Transfers in	-	-	464
Transfers out	-	(4)	(7)
Issuance of debt	3,015	-	30,735
Premium on issuance of debt	12	-	12
Total other financing sources (uses)	3,027	(4)	31,204
Net change in fund balances	3,001	(38)	(22,336)
Fund balances - beginning	-	1,839	46,854
Fund balances - ending	\$ 3,001	\$ 1,801	\$ 24,518

FRANKLIN COUNTY, OHIO

***Schedule of Revenues, Expenditures and Changes in
Fund Balance – Budget and Actual (Non-GAAP Budgetary Basis)
Major Funds – General Fund
For the Year Ended December 31, 2010***

(Amounts in 000's)

	Budgeted Amounts		Actual Amounts	Variance with Final Budget
	Original	Final		Positive (Negative)
Revenues:				
Sales tax	\$ 124,687	\$ 128,410	\$ 129,098	\$ 688
Property taxes	40,138	40,234	39,882	(352)
Licenses and permits	451	451	432	(19)
Fees and charges for services	45,659	46,988	49,653	2,665
Fines and forfeitures	638	638	1,362	724
Intergovernmental	38,644	39,003	41,670	2,667
Investment income	19,098	19,098	18,763	(335)
Other	3,606	2,355	5,489	3,134
Total revenues	272,921	277,177	286,349	9,172
Expenditures:				
Current:				
General government				
Commissioners				
Personal services	2,013	2,061	2,051	10
Fringe benefits	725	727	706	21
Materials and services	559	1,739	1,704	35
Total commissioners	3,297	4,527	4,461	66
Commissioners - reserves and debt				
Personal services	2,000	41	-	41
Fringe benefits	359	27	-	27
Materials and services	2,095	2,095	1,825	270
Capital outlays	100	50	-	50
Contingencies	9,041	1	-	1
Total commissioners - reserves and debt	13,595	2,214	1,825	389
General services				
Personal services	1,024	1,058	1,055	3
Fringe benefits	462	478	471	7
Materials and services	3,152	3,125	3,062	63
Capital outlays	139	342	342	-
Total general services	4,777	5,003	4,930	73
Public facilities management				
Personal services	8,207	8,334	8,102	232
Fringe benefits	3,981	4,015	3,952	63
Materials and services	13,535	15,435	14,767	668
Grants	80	80	80	-
Capital outlays	129	1,137	1,073	64
Total public facilities management	25,932	29,001	27,974	1,027

(Continued on next page)

FRANKLIN COUNTY, OHIO

***Schedule of Revenues, Expenditures and Changes in
Fund Balance – Budget and Actual (Non-GAAP Budgetary Basis)
Major Funds – General Fund
For the Year Ended December 31, 2010***

(Amounts in 000's)

	Budgeted Amounts		Actual Amounts	Variance with Final Budget Positive (Negative)
	Original	Final		
Human resources				
Personal services	823	832	806	26
Fringe benefits	360	361	332	29
Materials and services	453	513	478	35
Total human resources	1,636	1,706	1,616	90
Community partnerships				
Personal services	56	57	57	-
Fringe benefits	20	21	21	-
Materials and services	2,210	2,209	2,172	37
Grants	17,922	14,093	14,037	56
Total community partnerships	20,208	16,380	16,287	93
Auditor				
Personal services	1,443	1,486	1,485	1
Fringe benefits	593	585	561	24
Materials and services	1,249	1,219	1,183	36
Capital outlays	48	59	47	12
Total auditor	3,333	3,349	3,276	73
Data center				
Personal services	3,828	3,905	3,887	18
Fringe benefits	1,416	1,383	1,377	6
Materials and services	2,396	2,396	2,247	149
Capital outlays	441	441	440	1
Total data center	8,081	8,125	7,951	174
Recorder				
Personal services	2,075	2,096	2,027	69
Fringe benefits	1,012	1,015	958	57
Materials and services	116	116	76	40
Total recorder	3,203	3,227	3,061	166
Treasurer				
Personal services	845	896	887	9
Fringe benefits	386	411	387	24
Materials and services	486	469	355	114
Total treasurer	1,717	1,776	1,629	147

(Continued on next page)

FRANKLIN COUNTY, OHIO

***Schedule of Revenues, Expenditures and Changes in
Fund Balance – Budget and Actual (Non-GAAP Budgetary Basis)
Major Funds – General Fund
For the Year Ended December 31, 2010***

(Amounts in 000's)

	Budgeted Amounts		Actual Amounts	Variance with Final Budget
	Original	Final		Positive (Negative)
Board of elections				
Personal services	5,223	5,230	4,705	525
Fringe benefits	1,172	1,190	1,146	44
Materials and services	2,807	3,234	3,037	197
Grants	30	30	30	-
Capital outlays	490	306	306	-
Total board of elections	9,722	9,990	9,224	766
Commissioners - risk management				
Materials and services	500	1,000	626	374
Total commissioners-risk management	500	1,000	626	374
Total general government	96,001	86,298	82,860	3,438
Judicial				
Prosecuting attorney				
Personal services	9,855	9,966	9,872	94
Fringe benefits	3,716	3,722	3,678	44
Materials and services	496	523	515	8
Capital outlays	2	2	-	2
Total prosecuting attorney	14,069	14,213	14,065	148
Court of appeals				
Fringe benefits	445	445	429	16
Materials and services	289	289	274	15
Total court of appeals	734	734	703	31
Common pleas court				
Personal services	10,177	10,448	10,412	36
Fringe benefits	4,258	4,198	4,179	19
Materials and services	5,024	4,928	4,793	135
Capital outlays	85	85	84	1
Total common pleas court	19,544	19,659	19,468	191
Domestic and juvenile court				
Personal services	14,172	14,439	14,363	76
Fringe benefits	6,643	6,546	6,373	173
Materials and services	6,616	6,616	6,185	431
Capital outlays	159	159	109	50
Total domestic and juvenile court	27,590	27,760	27,030	730

(Continued on next page)

FRANKLIN COUNTY, OHIO

***Schedule of Revenues, Expenditures and Changes in
Fund Balance – Budget and Actual (Non-GAAP Budgetary Basis)
Major Funds – General Fund
For the Year Ended December 31, 2010***

(Amounts in 000's)

	Budgeted Amounts		Actual Amounts	Variance with Final Budget
	Original	Final		Positive (Negative)
Probate court				
Personal services	1,895	1,914	1,888	26
Fringe benefits	859	862	841	21
Materials and services	460	460	430	30
Total probate court	<u>3,214</u>	<u>3,236</u>	<u>3,159</u>	<u>77</u>
Clerk of courts				
Personal services	4,907	5,017	4,938	79
Fringe benefits	2,676	2,625	2,509	116
Materials and services	555	555	473	82
Capital outlays	3	3	-	3
Total clerk of courts	<u>8,141</u>	<u>8,200</u>	<u>7,920</u>	<u>280</u>
Municipal court				
Personal services	567	567	554	13
Fringe benefits	161	161	156	5
Materials and services	1,111	1,111	1,071	40
Total municipal court	<u>1,839</u>	<u>1,839</u>	<u>1,781</u>	<u>58</u>
Municipal court clerk				
Personal services	39	39	39	-
Fringe benefits	11	11	11	-
Total municipal court clerk	<u>50</u>	<u>50</u>	<u>50</u>	<u>-</u>
Public defender				
Personal services	7,444	7,518	7,445	73
Fringe benefits	2,781	2,793	2,702	91
Materials and services	1,241	1,241	1,237	4
Capital outlays	19	19	18	1
Total public defender	<u>11,485</u>	<u>11,571</u>	<u>11,402</u>	<u>169</u>
Total judicial	86,666	87,262	85,578	1,684
Public safety				
Coroner				
Personal services	1,981	2,023	1,989	34
Fringe benefits	656	671	656	15
Materials and services	673	673	641	32
Capital outlays	132	355	325	30
Total coroner	<u>3,442</u>	<u>3,722</u>	<u>3,611</u>	<u>111</u>

(Continued on next page)

FRANKLIN COUNTY, OHIO

***Schedule of Revenues, Expenditures and Changes in
Fund Balance – Budget and Actual (Non-GAAP Budgetary Basis)
Major Funds – General Fund
For the Year Ended December 31, 2010***

(Amounts in 000's)

	Budgeted Amounts		Actual Amounts	Variance with Final Budget
	Original	Final		Positive (Negative)
Sheriff				
Personal services	55,383	57,411	57,255	156
Fringe benefits	20,739	20,738	20,556	182
Materials and services	11,345	12,520	12,091	429
Capital outlays	1,140	645	639	6
Contingencies	175	102	-	102
Total sheriff	88,782	91,416	90,541	875
Sheriff - rotary				
Personal services	2,012	2,012	1,976	36
Fringe benefits	757	757	689	68
Materials and services	118	118	85	33
Total sheriff - rotary	2,887	2,887	2,750	137
Total public safety	95,111	98,025	96,902	1,123
Human services				
Veterans' service commission				
Personal services	833	834	830	4
Fringe benefits	401	400	344	56
Materials and services	1,348	1,348	1,230	118
Grants	2,363	2,363	2,339	24
Total human services	4,945	4,945	4,743	202
Public works				
Engineer				
Personal services	390	394	368	26
Fringe benefits	157	157	137	20
Materials and services	12	12	10	2
Total public works	559	563	515	48
Community development				
Economic development and planning				
Personal services	793	824	820	4
Fringe benefits	333	346	338	8
Materials and services	961	961	810	151
Grants	725	688	394	294
Capital outlays	7	7	-	7
Total community development	2,819	2,826	2,362	464

(Continued on next page)

FRANKLIN COUNTY, OHIO

***Schedule of Revenues, Expenditures and Changes in
Fund Balance – Budget and Actual (Non-GAAP Budgetary Basis)
Major Funds – General Fund
For the Year Ended December 31, 2010***

(Amounts in 000's)

	Budgeted Amounts		Actual Amounts	Variance with Final Budget Positive (Negative)
	Original	Final		
Capital outlays				
Public facilities management - permanent				
Capital outlays	494	724	188	536
Total capital outlays	494	724	188	536
Debt service				
Principal retirement	-	74	74	-
Total debt service	-	74	74	-
Intergovernmental grants				
Community partnerships				
Intergovernmental grants	-	6,349	6,349	-
Total intergovernmental grants	-	6,349	6,349	-
Total expenditures	286,595	287,066	279,571	7,495
Excess (deficiency) of revenues over (under) expenditures	(13,674)	(9,889)	6,778	16,667
Other financing sources (uses):				
Transfers in	321	321	-	(321)
Transfers out	(37,627)	(36,890)	(31,300)	5,590
Advances in	10,061	10,061	2,535	(7,526)
Advances out	-	(996)	(996)	-
Proceeds from sale of capital assets	6	6	69	63
Total other financing sources (uses)	(27,239)	(27,498)	(29,692)	(2,194)
Net change in fund balance	(40,913)	(37,387)	(22,914)	14,473
Fund balance - beginning	217,361	217,361	217,361	-
Fund balance - ending	\$ 176,448	\$ 179,974	\$ 194,447	\$ 14,473

FRANKLIN COUNTY, OHIO

***Schedule of Revenues, Expenditures and Changes in
Fund Balance – Budget and Actual (Non-GAAP Budgetary Basis)
Major Funds – Special Revenue Fund – Board of Developmental Disabilities Fund
For the Year Ended December 31, 2010*** *(Amounts in 000's)*

	Budgeted Amounts		Actual Amounts	Variance with Final Budget
	Original	Final		Positive (Negative)
Revenues:				
Property taxes	\$ 154,121	\$ 160,381	\$ 154,866	\$ (5,515)
Fees and charges for services	8,978	8,977	7,413	(1,564)
Intergovernmental	81,301	75,396	87,507	12,111
Other	288	288	887	599
Total revenues	244,688	245,042	250,673	5,631
Expenditures:				
Current:				
Health				
Program for developmental disabilities				
Personal services	65,008	65,008	62,044	2,964
Fringe benefits	32,645	32,645	30,235	2,410
Materials and services	128,174	128,174	119,975	8,199
Capital outlays	2,963	2,963	1,706	1,257
Contingencies	212,304	212,304	-	212,304
Total developmental disability	441,094	441,094	213,960	227,134
Developmental disabilities - A.R.R.A.				
Materials and services	1,023	1,023	553	470
Total expenditures	442,117	442,117	214,513	227,604
Excess (deficiency) of revenues over (under) expenditures	(197,429)	(197,075)	36,160	233,235
Other financing sources (uses):				
Proceeds from sale of capital assets	-	-	54	54
Total other financing sources (uses)	-	-	54	54
Net change in fund balance	(197,429)	(197,075)	36,214	233,289
Fund balance - beginning	232,477	232,477	232,477	-
Fund balance - ending	\$ 35,048	\$ 35,402	\$ 268,691	\$ 233,289

FRANKLIN COUNTY, OHIO

***Schedule of Revenues, Expenditures and Changes in
Fund Balance – Budget and Actual (Non-GAAP Budgetary Basis)
Major Funds – Special Revenue Fund – Children Services Board Fund
For the Year Ended December 31, 2010***

(Amounts in 000's)

	Budgeted Amounts		Actual Amounts	Variance with Final Budget
	Original	Final		Positive (Negative)
Revenues:				
Property taxes	\$ 119,107	\$ 121,925	\$ 118,016	\$ (3,909)
Fees and charges for services	997	997	899	(98)
Intergovernmental	76,265	73,252	84,710	11,458
Other	270	270	208	(62)
Total revenues	196,639	196,444	203,833	7,389
Expenditures:				
Current:				
Human services				
Children services board - special levy				
Personal services	35,162	35,162	33,079	2,083
Fringe benefits	17,516	17,516	16,507	1,009
Materials and services	127,630	127,630	113,221	14,409
Capital outlays	803	803	365	438
Total children services board	181,111	181,111	163,172	17,939
Children services board - A.R.R.A.				
Materials and services	3,103	2,560	2,560	-
Total expenditures	184,214	183,671	165,732	17,939
Excess (deficiency) of revenues over (under) expenditures	12,425	12,773	38,101	25,328
Other financing sources (uses):				
Proceeds from sale of capital assets	1	1	-	(1)
Total other financing sources (uses)	1	1	-	(1)
Net change in fund balance	12,426	12,774	38,101	25,327
Fund balance - beginning	68,697	68,697	68,697	-
Fund balance - ending	\$ 81,123	\$ 81,471	\$ 106,798	\$ 25,327

FRANKLIN COUNTY, OHIO

***Schedule of Revenues, Expenditures and Changes in
Fund Balance – Budget and Actual (Non-GAAP Budgetary Basis)
Major Funds – Special Revenue Fund – Alcohol, Drug and Mental Health Board Fund
For the Year Ended December 31, 2010*** *(Amounts in 000's)*

	Budgeted Amounts		Actual Amounts	Variance with Final Budget Positive (Negative)
	Original	Final		
Revenues:				
Property taxes	\$ 53,467	\$ 55,517	\$ 53,866	\$ (1,651)
Intergovernmental	94,098	101,683	102,747	1,064
Other	4,415	2,549	242	(2,307)
Total revenues	151,980	159,749	156,855	(2,894)
Expenditures:				
Current:				
Health				
ADAMH Board				
Personal services	3,631	3,631	3,231	400
Fringe benefits	1,483	1,483	1,289	194
Materials and services	141,887	145,283	137,554	7,729
Grants	7	7	2	5
Capital outlays	34	34	9	25
Total expenditures	147,042	150,438	142,085	8,353
Excess (deficiency) of revenues over (under) expenditures	4,938	9,311	14,770	5,459
Other financing sources (uses):				
Transfers out	(37)	(38)	(38)	-
Total other financing sources (uses)	(37)	(38)	(38)	-
Net change in fund balance	4,901	9,273	14,732	5,459
Fund balance - beginning	27,648	27,648	27,648	-
Fund balance - ending	\$ 32,549	\$ 36,921	\$ 42,380	\$ 5,459

FRANKLIN COUNTY, OHIO

***Schedule of Revenues, Expenditures and Changes in
Fund Balance – Budget and Actual (Non-GAAP Budgetary Basis)
Major Funds – Special Revenue Fund – Public Assistance Fund
For the Year Ended December 31, 2010***

(Amounts in 000's)

	Budgeted Amounts		Actual	Variance with
	Original	Final	Amounts	Final Budget Positive (Negative)
Revenues:				
Intergovernmental	\$ 161,470	\$ 101,556	\$ 93,948	\$ (7,608)
Other	2,715	3,715	2,192	(1,523)
Total revenues	164,185	105,271	96,140	(9,131)
Expenditures:				
Current:				
Human services				
Job and family services				
Personal services	26,043	24,631	23,986	645
Fringe benefits	12,202	11,665	11,310	355
Materials and services	128,538	67,899	61,839	6,060
Capital outlays	270	175	175	-
Contingencies	1,618	-	-	-
Total job & family services	168,671	104,370	97,310	7,060
Job & family services - A.R.R.A.				
Personal services	-	313	313	-
Fringe benefits	-	48	48	-
Materials and services	-	4,065	4,065	-
Total job and family services - A.R.R.A.	-	4,426	4,426	-
Total expenditures	168,671	108,796	101,736	7,060
Excess (deficiency) of revenues over (under) expenditures	(4,486)	(3,525)	(5,596)	(2,071)
Other financing sources (uses):				
Transfers in	6,910	5,910	5,321	(589)
Transfers out	(958)	-	-	-
Advances out	-	(958)	(946)	12
Total other financing sources (uses)	5,952	4,952	4,375	(577)
Net change in fund balance	1,466	1,427	(1,221)	(2,648)
Fund balance - beginning	7,114	7,114	7,114	-
Fund balance - ending	\$ 8,580	\$ 8,541	\$ 5,893	\$ (2,648)

FRANKLIN COUNTY, OHIO

***Schedule of Revenues, Expenditures and Changes in
Fund Balance – Budget and Actual (Non-GAAP Budgetary Basis)
Nonmajor Special Revenue Funds
For the Year Ended December 31, 2010***

(Amounts in 000's)

Motor Vehicle and Gasoline Tax Fund			
	Final Budget	Actual Amounts	Variance with Final Budget Positive (Negative)
Revenues:			
Licenses and permits	\$ 10	\$ 6	\$ (4)
Fees and charges for services	12	9	(3)
Fines and forfeitures	680	595	(85)
Intergovernmental	51,976	35,652	(16,324)
Investment income	150	191	41
Other	3,318	3,382	64
Total revenues	56,146	39,835	(16,311)
Expenditures:			
Current:			
Public works			
Engineer			
Personal services	10,748	10,108	640
Fringe benefits	3,940	3,553	387
Materials and services	11,281	9,493	1,788
Capital outlays	16,966	15,737	1,229
Total Engineer	42,935	38,891	4,044
Engineer A.R.R.A.			
Materials and services	1,662	1,662	-
Total Engineer - A.R.R.A.	1,662	1,662	-
Total public works	44,597	40,553	4,044
Debt service			
Principal retirement	287	287	-
Total expenditures	44,884	40,840	4,044
Excess (deficiency) of revenues over (under) expenditures	11,262	(1,005)	(12,267)
Other financing sources (uses):			
Issuance of debt	1,645	-	(1,645)
Transfers out	(1,312)	(1,312)	-
Proceeds from sale of capital assets	200	14	(186)
Total other financing sources (uses)	533	(1,298)	(1,831)
Net change in fund balance	11,795	(2,303)	(14,098)
Fund balance - beginning	6,843	6,843	-
Fund balance - ending	\$ 18,638	\$ 4,540	\$ (14,098)

FRANKLIN COUNTY, OHIO

***Schedule of Revenues, Expenditures and Changes in
Fund Balance – Budget and Actual (Non-GAAP Budgetary Basis)
Nonmajor Special Revenue Funds
For the Year Ended December 31, 2010***

(Amounts in 000's)

Senior Services Fund			
	Final Budget	Actual Amounts	Variance with Final Budget Positive (Negative)
Revenues:			
Property taxes	\$ 22,776	\$ 22,072	\$ (704)
Fees and charges for services	1,000	1,008	8
Intergovernmental	6,058	6,153	95
Other	200	354	154
Total revenues	30,034	29,587	(447)
Expenditures:			
Current:			
Human services			
Office on aging			
Personal services	3,847	3,804	43
Fringe benefits	1,684	1,632	52
Materials and services	23,160	20,542	2,618
Grants	2,164	2,129	35
Capital outlays	29	10	19
Total human services	30,884	28,117	2,767
Intergovernmental grants			
Office on aging			
Intergovernmental grants	158	158	-
Total expenditures	31,042	28,275	2,767
Excess (deficiency) of revenues over (under) expenditures	(1,008)	1,312	2,320
Other financing sources (uses):	-	-	-
Net change in fund balance	(1,008)	1,312	2,320
Fund balance - beginning	8,117	8,117	-
Fund balance - ending	\$ 7,109	\$ 9,429	\$ 2,320

FRANKLIN COUNTY, OHIO

***Schedule of Revenues, Expenditures and Changes in
Fund Balance – Budget and Actual (Non-GAAP Budgetary Basis)
Nonmajor Special Revenue Funds
For the Year Ended December 31, 2010***

(Amounts in 000's)

Zoological Park Fund			
	Final Budget	Actual Amounts	Variance with Final Budget Positive (Negative)
Revenues:			
Property taxes	\$ 16,953	\$ 16,354	\$ (599)
Intergovernmental	3,384	3,506	122
Total revenues	20,337	19,860	(477)
Expenditures:			
Current:			
Conservation and recreation			
Zoological Park			
Materials and services	284	248	36
Grants	19,380	19,380	-
Total expenditures	19,664	19,628	36
Excess (deficiency) of revenues over (under) expenditures	673	232	(441)
Other financing sources (uses):			
Transfers out	(231)	(231)	-
Total other financing sources (uses)	(231)	(231)	-
Net change in fund balance	442	1	(441)
Fund balance - beginning	35	35	-
Fund balance - ending	\$ 477	\$ 36	\$ (441)

FRANKLIN COUNTY, OHIO

***Schedule of Revenues, Expenditures and Changes in
Fund Balance – Budget and Actual (Non-GAAP Budgetary Basis)
Nonmajor Special Revenue Funds
For the Year Ended December 31, 2010***

(Amounts in 000's)

Child Support Enforcement Fund			
	Final Budget	Actual Amounts	Variance with Final Budget Positive (Negative)
Revenues:			
Fees and charges for services	\$ 3,147	\$ 2,935	\$ (212)
Intergovernmental	15,990	15,473	(517)
Other	342	36	(306)
Total revenues	19,479	18,444	(1,035)
Expenditures:			
Current:			
Human services			
Child support enforcement agency			
Personal services	7,017	6,486	531
Fringe benefits	4,812	4,280	532
Materials and services	3,642	3,522	120
Capital outlays	33	-	33
Total child support enforcement agency	15,504	14,288	1,216
Child support enforcement agency - A.R.R.A.			
Personal services	3,295	3,295	-
Fringe benefits	509	509	-
Material and services	714	714	-
Total child support enforcement agency -A.R.R.A.	4,518	4,518	-
Total expenditures	20,022	18,806	1,216
Excess (deficiency) of revenues over (under) expenditures	(543)	(362)	181
Other financing sources (uses):			
Transfers in	267	126	(141)
Total other financing sources (uses)	267	126	(141)
Net change in fund balance	(276)	(236)	40
Fund balance - beginning	1,793	1,793	-
Fund balance - ending	\$ 1,517	\$ 1,557	\$ 40

FRANKLIN COUNTY, OHIO

***Schedule of Revenues, Expenditures and Changes in
Fund Balance – Budget and Actual (Non-GAAP Budgetary Basis)
Nonmajor Special Revenue Funds
For the Year Ended December 31, 2010***

(Amounts in 000's)

	Real Estate Assessment Fund		Variance with Final Budget Positive (Negative)
	Final Budget	Actual Amounts	
Revenues:			
Fees and charges for services	\$ 14,245	\$ 14,290	\$ 45
Total revenues	14,245	14,290	45
Expenditures:			
Current:			
General government			
Auditor - real estate assessment			
Personal services	4,509	4,505	4
Fringe benefits	1,815	1,744	71
Materials and services	9,512	7,490	2,022
Capital outlays	689	49	640
Total expenditures	16,525	13,788	2,737
Excess (deficiency) of revenues over (under) expenditures	(2,280)	502	2,782
Other financing sources (uses):	-	-	-
Net change in fund balance	(2,280)	502	2,782
Fund balance - beginning	12,648	12,648	-
Fund balance - ending	\$ 10,368	\$ 13,150	\$ 2,782

FRANKLIN COUNTY, OHIO

***Schedule of Revenues, Expenditures and Changes in
Fund Balance – Budget and Actual (Non-GAAP Budgetary Basis)
Nonmajor Special Revenue Funds
For the Year Ended December 31, 2010***

(Amounts in 000's)

Convention Center Lease Fund			
	Final Budget	Actual Amounts	Variance with Final Budget Positive (Negative)
Revenues:			
Other	\$ 7,009	\$ 7,009	\$ -
Total revenues	<u>7,009</u>	<u>7,009</u>	<u>-</u>
Expenditures:			
Current:			
General government			
Commissioners - convention center			
Materials and services	7,009	7,009	-
Total expenditures	<u>7,009</u>	<u>7,009</u>	<u>-</u>
Excess (deficiency) of revenues over (under) expenditures	-	-	-
Other financing sources (uses):	<u>-</u>	<u>-</u>	<u>-</u>
Net change in fund balance	-	-	-
Fund balance - beginning	<u>-</u>	<u>-</u>	<u>-</u>
Fund balance - ending	<u><u>\$ -</u></u>	<u><u>\$ -</u></u>	<u><u>\$ -</u></u>

FRANKLIN COUNTY, OHIO

***Schedule of Revenues, Expenditures and Changes in
Fund Balance – Budget and Actual (Non-GAAP Budgetary Basis)
Nonmajor Special Revenue Funds
For the Year Ended December 31, 2010***

(Amounts in 000's)

Homeland Security and Justice Programs Fund			
	Final Budget	Actual Amounts	Variance with Final Budget Positive (Negative)
Revenues:			
Intergovernmental	\$ 7,883	\$ 7,006	\$ (877)
Investment income	65	70	5
Total revenues	<u>7,948</u>	<u>7,076</u>	<u>(872)</u>
Expenditures:			
Current:			
Public safety			
Homeland security and justice programs			
Personal services	426	393	33
Fringe benefits	145	127	18
Materials and services	255	142	113
Grants	<u>1,758</u>	<u>775</u>	<u>983</u>
Total homeland security and justice	2,584	1,437	1,147
Homeland security and justice programs-A.R.R.A.			
Grants	2,023	800	1,223
Intergovernmental grants			
Homeland security and justice programs			
Intergovernmental grants	<u>7,151</u>	<u>7,151</u>	<u>-</u>
Total expenditures	<u>11,758</u>	<u>9,388</u>	<u>2,370</u>
Excess (deficiency) of revenues over (under) expenditures	(3,810)	(2,312)	1,498
Other financing sources (uses):			
Transfers in	526	188	(338)
Advances in	295	295	-
Advances out	<u>(458)</u>	<u>(458)</u>	<u>-</u>
Total other financing sources (uses)	<u>363</u>	<u>25</u>	<u>(338)</u>
Net change in fund balance	(3,447)	(2,287)	1,160
Fund balance - beginning	<u>6,105</u>	<u>6,105</u>	<u>-</u>
Fund balance - ending	<u>\$ 2,658</u>	<u>\$ 3,818</u>	<u>\$ 1,160</u>

FRANKLIN COUNTY, OHIO

***Schedule of Revenues, Expenditures and Changes in
Fund Balance – Budget and Actual (Non-GAAP Budgetary Basis)
Nonmajor Special Revenue Funds
For the Year Ended December 31, 2010***

(Amounts in 000's)

Economic Development and Planning Fund			
	Final Budget	Actual Amounts	Variance with Final Budget Positive (Negative)
Revenues:			
Fees and charges for services	\$ 136	\$ 13	\$ (123)
Intergovernmental	5,492	5,465	(27)
Total revenues	5,628	5,478	(150)
Expenditures:			
Current:			
Community development			
Economic development and planning			
Personal services	237	182	55
Fringe benefits	85	65	20
Materials and services	152	84	68
Grants	2,730	2,347	383
Total economic development and planning	3,204	2,678	526
Community development A.R.R.A.			
Economic development and planning			
Grants	527	460	67
Total community development	3,731	3,138	593
Intergovernmental grants			
Community and economic development			
Intergovernmental grants	2,306	2,306	-
Total expenditures	6,037	5,444	593
Excess (deficiency) of revenues over (under) expenditures	(409)	34	443
Other financing sources (uses):			
Transfers in	250	391	141
Total other financing sources (uses)	250	391	141
Net change in fund balance	(159)	425	584
Fund balance - beginning	494	494	-
Fund balance - ending	\$ 335	\$ 919	\$ 584

FRANKLIN COUNTY, OHIO

***Schedule of Revenues, Expenditures and Changes in
Fund Balance – Budget and Actual (Non-GAAP Budgetary Basis)
Nonmajor Special Revenue Funds
For the Year Ended December 31, 2010***

(Amounts in 000's)

Dog and Kennel Fund			
	Final Budget	Actual Amounts	Variance with Final Budget Positive (Negative)
Revenues:			
Licenses and permits	\$ 1,400	\$ 1,385	\$ (15)
Fees and charges for services	419	386	(33)
Fines and forfeitures	247	241	(6)
Other	37	54	17
Total revenues	2,103	2,066	(37)
Expenditures:			
Current:			
Public safety			
Animal control			
Personal services	2,215	2,087	128
Fringe benefits	1,104	1,003	101
Materials and services	1,812	1,713	99
Capital outlays	78	69	9
Total animal control	5,209	4,872	337
Auditor - dog & kennel			
Materials and services	135	128	7
Total expenditures	5,344	5,000	344
Excess (deficiency) of revenues over (under) expenditures	(3,241)	(2,934)	307
Other financing sources (uses):			
Transfers in	2,700	2,698	(2)
Total other financing sources (uses)	2,700	2,698	(2)
Net change in fund balance	(541)	(236)	305
Fund balance - beginning	712	712	-
Fund balance - ending	\$ 171	\$ 476	\$ 305

FRANKLIN COUNTY, OHIO

***Schedule of Revenues, Expenditures and Changes in
Fund Balance – Budget and Actual (Non-GAAP Budgetary Basis)
Nonmajor Special Revenue Funds
For the Year Ended December 31, 2010***

(Amounts in 000's)

Certificate of Title Administration Fund			
	Final Budget	Actual Amounts	Variance with Final Budget Positive (Negative)
Revenues:			
Fees and charges for services	\$ 4,400	\$ 6,260	\$ 1,860
Intergovernmental	-	21	21
Other	-	1	1
Total revenues	<u>4,400</u>	<u>6,282</u>	<u>1,882</u>
Expenditures:			
Current:			
General government			
Clerk of courts - certificate of title administration			
Personal services	2,801	2,770	31
Fringe benefits	1,318	1,285	33
Materials and services	<u>613</u>	<u>601</u>	<u>12</u>
Total expenditures	<u>4,732</u>	<u>4,656</u>	<u>76</u>
Excess (deficiency) of revenues over (under) expenditures	(332)	1,626	1,958
Other financing sources (uses):			
Proceeds from sale of capital assets	-	1	1
Total other financing sources (uses)	<u>-</u>	<u>1</u>	<u>1</u>
Net change in fund balance	(332)	1,627	1,959
Fund balance - beginning	<u>3,630</u>	<u>3,630</u>	<u>-</u>
Fund balance - ending	<u>\$ 3,298</u>	<u>\$ 5,257</u>	<u>\$ 1,959</u>

FRANKLIN COUNTY, OHIO

***Schedule of Revenues, Expenditures and Changes in
Fund Balance – Budget and Actual (Non-GAAP Budgetary Basis)
Nonmajor Special Revenue Funds
For the Year Ended December 31, 2010***

(Amounts in 000's)

	Wireless Enhanced 9-1-1 Fund		Variance with Final Budget Positive (Negative)
	Final Budget	Actual Amounts	
Revenues:			
Intergovernmental	\$ 3,089	\$ 3,026	\$ (63)
Total revenues	3,089	3,026	(63)
Expenditures:			
Current:			
Public Safety			
Wireless enhanced 9-1-1			
Materials and services	182	130	52
Intergovernmental grants			
Wireless enhanced 9-1-1			
Intergovernmental grants	9,391	5,748	3,643
Total expenditures	9,573	5,878	3,695
Excess (deficiency) of revenues over (under) expenditures	(6,484)	(2,852)	3,632
Other financing sources (uses):			
Transfers in	-	9	9
Transfers out	(827)	-	827
Total other financing sources (uses)	(827)	9	836
Net change in fund balance	(7,311)	(2,843)	4,468
Fund balance - beginning	7,820	7,820	-
Fund balance - ending	\$ 509	\$ 4,977	\$ 4,468

FRANKLIN COUNTY, OHIO

***Schedule of Revenues, Expenditures and Changes in
Fund Balance – Budget and Actual (Non-GAAP Budgetary Basis)
Nonmajor Special Revenue Funds
For the Year Ended December 31, 2010***

(Amounts in 000's)

Domestic and Juvenile Court Grants Fund			
	Final Budget	Actual Amounts	Variance with Final Budget Positive (Negative)
Revenues:			
Intergovernmental	\$ 2,721	\$ 3,184	\$ 463
Total revenues	<u>2,721</u>	<u>3,184</u>	<u>463</u>
Expenditures:			
Current:			
Public safety			
Domestic and juvenile court - felony delinquent care and custody			
Personal services	1,054	803	251
Fringe benefits	484	364	120
Materials and services	2,383	1,734	649
Total expenditures	<u>3,921</u>	<u>2,901</u>	<u>1,020</u>
Excess (deficiency) of revenues over (under) expenditures	(1,200)	283	1,483
Other financing sources (uses):	-	-	-
Net change in fund balance	(1,200)	283	1,483
Fund balance - beginning	<u>1,922</u>	<u>1,922</u>	-
Fund balance - ending	<u>\$ 722</u>	<u>\$ 2,205</u>	<u>\$ 1,483</u>

FRANKLIN COUNTY, OHIO

***Schedule of Revenues, Expenditures and Changes in
Fund Balance – Budget and Actual (Non-GAAP Budgetary Basis)
Nonmajor Special Revenue Funds
For the Year Ended December 31, 2010***

(Amounts in 000's)

Adult Probation and Community Corrections Fund			
	Final Budget	Actual Amounts	Variance with Final Budget Positive (Negative)
Revenues:			
Fees and charges for services	\$ 144	\$ 117	\$ (27)
Intergovernmental	2,451	2,498	47
Total revenues	2,595	2,615	20
Expenditures:			
Current:			
Public safety			
Common pleas court			
Personal services	1,376	1,365	11
Fringe benefits	559	551	8
Materials and services	791	741	50
Capital outlays	20	20	-
Total expenditures	2,746	2,677	69
Excess (deficiency) of revenues over (under) expenditures	(151)	(62)	89
Other financing sources (uses):	-	-	-
Net change in fund balance	(151)	(62)	89
Fund balance - beginning	1,363	1,363	-
Fund balance - ending	\$ 1,212	\$ 1,301	\$ 89

FRANKLIN COUNTY, OHIO

***Schedule of Revenues, Expenditures and Changes in
Fund Balance – Budget and Actual (Non-GAAP Budgetary Basis)
Nonmajor Special Revenue Funds
For the Year Ended December 31, 2010***

(Amounts in 000's)

Emergency Management Agency Fund			
	Final Budget	Actual Amounts	Variance with Final Budget Positive (Negative)
Revenues:			
Fees and charges for services	\$ 1,149	\$ 909	\$ (240)
Intergovernmental	1,960	1,407	(553)
Other	<u>156</u>	<u>80</u>	<u>(76)</u>
Total revenues	3,265	2,396	(869)
Expenditures:			
Current:			
Public safety			
EMA - emergency management			
Personal services	690	634	56
Fringe benefits	246	218	28
Materials and services	577	401	176
Grants	722	79	643
Capital outlays	<u>11</u>	<u>11</u>	<u>-</u>
Total EMA - emergency management	2,246	1,343	903
EMA - warning			
Materials and services	<u>249</u>	<u>159</u>	<u>90</u>
Total public safety	2,495	1,502	993
Intergovernmental grants			
EMA - emergency management			
Intergovernmental grants	<u>820</u>	<u>820</u>	<u>-</u>
Total expenditures	3,315	2,322	993
Excess (deficiency) of revenues over (under) expenditures	(50)	74	124
Other financing sources (uses):			
Advances out	<u>(40)</u>	<u>(40)</u>	<u>-</u>
Total other financing sources (uses)	(40)	(40)	-
Net change in fund balance	(90)	34	124
Fund balance - beginning	<u>1,029</u>	<u>1,029</u>	<u>-</u>
Fund balance - ending	<u>\$ 939</u>	<u>\$ 1,063</u>	<u>\$ 124</u>

FRANKLIN COUNTY, OHIO

***Schedule of Revenues, Expenditures and Changes in
Fund Balance – Budget and Actual (Non-GAAP Budgetary Basis)
Nonmajor Special Revenue Funds
For the Year Ended December 31, 2010***

(Amounts in 000's)

Law Library Resources Fund			
	Final Budget	Actual Amounts	Variance with Final Budget Positive (Negative)
Revenues:			
Fees and charges for services	\$ 20	\$ 22	\$ 2
Fines and forfeitures	1,125	1,060	(65)
Total revenues	1,145	1,082	(63)
Expenditures:			
Current:			
Judicial			
Law library			
Personal services	388	371	17
Fringe benefits	136	126	10
Materials and services	517	437	80
Total expenditures	1,041	934	107
Excess (deficiency) of revenues over (under) expenditures	104	148	44
Other financing sources (uses):	-	-	-
Net change in fund balance	104	148	44
Fund balance - beginning	-	-	-
Fund balance - ending	\$ 104	\$ 148	\$ 44

FRANKLIN COUNTY, OHIO

***Schedule of Revenues, Expenditures and Changes in
Fund Balance – Budget and Actual (Non-GAAP Budgetary Basis)
Nonmajor Special Revenue Funds
For the Year Ended December 31, 2010***

(Amounts in 000's)

Other Special Revenue Funds			
	Final Budget	Actual Amounts	Variance with Final Budget Positive (Negative)
Revenues:			
Licenses and permits	\$ 250	\$ 246	\$ (4)
Fees and charges for services	8,569	8,377	(192)
Fines and forfeitures	6	7	1
Intergovernmental	2,067	1,710	(357)
Investment income	220	77	(143)
Other	10	229	219
Total revenues	11,122	10,646	(476)
Expenditures:			
Current:			
General government			
Personal services	1,374	1,363	11
Fringe benefits	559	522	37
Materials and services	2,058	1,219	839
Capital outlays	6	6	-
Grants	310	290	20
Total general government	4,307	3,400	907
Judicial			
Personal services	1,399	1,244	155
Fringe benefits	510	454	56
Materials and services	2,293	707	1,586
Capital outlays	1,239	59	1,180
Total judicial	5,441	2,464	2,977
Public safety			
Personal services	893	738	155
Fringe benefits	335	273	62
Materials and services	2,144	1,662	482
Capital outlays	207	89	118
Total public safety	3,579	2,762	817
Human services			
Materials and services	185	169	16
Total human services	185	169	16

(Continued on next page)

FRANKLIN COUNTY, OHIO

***Schedule of Revenues, Expenditures and Changes in
Fund Balance – Budget and Actual (Non-GAAP Budgetary Basis)
Nonmajor Special Revenue Funds
For the Year Ended December 31, 2010***

(Amounts in 000's)

	Other Special Revenue Funds		Variance with Final Budget Positive (Negative)
	Final Budget	Actual Amounts	
Public works			
Personal services	163	152	11
Fringe benefits	51	48	3
Materials and services	1,027	1,002	25
Capital outlays	1,002	917	85
Total public works	<u>2,243</u>	<u>2,119</u>	<u>124</u>
Intergovernmental grants			
Intergovernmental grants	50	50	-
Total intergovernmental grants	<u>50</u>	<u>50</u>	<u>-</u>
Total expenditures	<u>15,805</u>	<u>10,964</u>	<u>4,841</u>
Excess (deficiency) of revenues over (under) expenditures	(4,683)	(318)	4,365
Other financing sources (uses):			
Transfers in	1,662	1,456	(206)
Transfers out	(838)	(477)	361
Total other financing sources (uses)	<u>824</u>	<u>979</u>	<u>155</u>
Net change in fund balance	(3,859)	661	4,520
Fund balance - beginning	<u>21,053</u>	<u>21,053</u>	<u>-</u>
Fund balance - ending	<u>\$ 17,194</u>	<u>\$ 21,714</u>	<u>\$ 4,520</u>

FRANKLIN COUNTY, OHIO

***Schedule of Revenues, Expenditures and Changes in
Fund Balance – Budget and Actual (Non-GAAP Budgetary Basis)
Nonmajor Debt Service Funds
For the Year Ended December 31, 2010***

(Amounts in 000's)

General Bond Retirement Fund			
	Final Budget	Actual Amounts	Variance with Final Budget Positive (Negative)
Revenues:			
Other	\$ 2,415	\$ 2,414	\$ (1)
Total revenues	2,415	2,414	(1)
Expenditures:			
Debt service			
Commissioners - bond retirement			
Principal retirement	35,990	35,790	200
Interest charges	13,156	12,956	200
Debt issuance costs	155	152	3
Total expenditures	49,301	48,898	403
Excess (deficiency) of revenues over (under) expenditures	(46,886)	(46,484)	402
Other financing sources (uses):			
Transfers in	23,731	23,709	(22)
Issuance of bonds	22,755	22,755	-
Total other financing sources (uses)	46,486	46,464	(22)
Net change in fund balance	(400)	(20)	380
Fund balance - beginning	678	678	-
Fund balance - ending	\$ 278	\$ 658	\$ 380

FRANKLIN COUNTY, OHIO

***Schedule of Revenues, Expenditures and Changes in
Fund Balance – Budget and Actual (Non-GAAP Budgetary Basis)
Nonmajor Debt Service Funds
For the Year Ended December 31, 2010***

(Amounts in 000's)

Maryhaven Debt Service Fund			
	Final Budget	Actual Amounts	Variance with Final Budget Positive (Negative)
Revenues:			
Other	\$ 357	\$ 357	-
Total revenues	357	357	-
Expenditures:			
Debt service			
Commissioners - Maryhaven bonds			
Principal retirement	240	240	-
Interest charges	117	117	-
Total expenditures	357	357	-
Excess (deficiency) of revenues over (under) expenditures	-	-	-
Other financing sources (uses):	-	-	-
Net change in fund balance	-	-	-
Fund balance - beginning	30	30	-
Fund balance - ending	\$ 30	\$ 30	\$ -

FRANKLIN COUNTY, OHIO

***Schedule of Revenues, Expenditures and Changes in
Fund Balance – Budget and Actual (Non-GAAP Budgetary Basis)
Nonmajor Debt Service Funds
For the Year Ended December 31, 2010***

(Amounts in 000's)

	Stadium Debt Service Fund		Variance with Final Budget Positive (Negative)
	Final Budget	Actual Amounts	
Revenues:			
Other	\$ 5,604	\$ 5,137	\$ (467)
Total revenues	5,604	5,137	(467)
Expenditures:			
Debt service			
Commissioners -stadium debt service			
Principal retirement	15,635	15,635	-
Interest charges	1,969	1,969	-
Debt issuance costs	28	22	6
Total expenditures	17,632	17,626	6
Excess (deficiency) of revenues over (under) expenditures	(12,028)	(12,489)	(461)
Other financing sources (uses):			
Issuance of debt	12,000	12,000	-
Premium on issuance of debt	-	24	24
Total other financing sources (uses)	12,000	12,024	24
Net change in fund balance	(28)	(465)	(437)
Fund balance - beginning	815	815	-
Fund balance - ending	\$ 787	\$ 350	\$ (437)

FRANKLIN COUNTY, OHIO

***Schedule of Revenues, Expenditures and Changes in
Fund Balance – Budget and Actual (Non-GAAP Budgetary Basis)
Nonmajor Capital Projects Funds
For the Year Ended December 31, 2010***

(Amounts in 000's)

New Building Construction Fund			
	Final Budget	Actual Amounts	Variance with Final Budget Positive (Negative)
Revenues:			
Investment income	\$ 2,791	\$ 3,270	\$ 479
Other	-	146	146
Total revenues	2,791	3,416	625
Expenditures:			
Capital outlays			
Public facilities management - new building			
Capital outlays	50,489	40,921	9,568
Debt Service			
Public facilities management - new building			
Debt issuance cost	75	75	-
Total expenditures	50,564	40,996	9,568
Excess (deficiency) of revenues over (under) expenditures	(47,773)	(37,580)	10,193
Other financing sources (uses):			
Transfers out	(3)	(3)	-
Issuance of debt	10,075	10,075	-
Total other financing sources (uses)	10,072	10,072	-
Net change in fund balance	(37,701)	(27,508)	10,193
Fund balance - beginning	39,440	39,440	-
Fund balance - ending	\$ 1,739	\$ 11,932	\$ 10,193

FRANKLIN COUNTY, OHIO

***Schedule of Revenues, Expenditures and Changes in
Fund Balance – Budget and Actual (Non-GAAP Budgetary Basis)
Nonmajor Capital Projects Funds
For the Year Ended December 31, 2010***

(Amounts in 000's)

Animal Shelter Construction Fund			
	Final Budget	Actual Amounts	Variance with Final Budget Positive (Negative)
Revenues:			
Investment income	\$ 267	\$ 412	\$ 145
Other	-	4	4
Total revenues	267	416	149
Expenditures:			
Capital outlays			
Public facilities management - animal shelter construction			
Capital outlays	16,250	6,878	9,372
Debt Service			
Public facilities management - animal shelter construction			
Debt issuance costs	75	75	-
Total expenditures	16,325	6,953	9,372
Excess (deficiency) of revenues over (under) expenditures	(16,058)	(6,537)	9,521
Other financing sources (uses):			
Issuance of debt	10,075	10,075	-
Total other financing sources (uses)	10,075	10,075	-
Net change in fund balance	(5,983)	3,538	9,521
Fund balance - beginning	6,042	6,042	-
Fund balance - ending	\$ 59	\$ 9,580	\$ 9,521

FRANKLIN COUNTY, OHIO

***Schedule of Revenues, Expenditures and Changes in
Fund Balance – Budget and Actual (Non-GAAP Budgetary Basis)
Nonmajor Capital Projects Funds
For the Year Ended December 31, 2010***

(Amounts in 000's)

Energy Conservation Measures Fund			
	Final Budget	Actual Amounts	Variance with Final Budget Positive (Negative)
Revenues:			
Intergovernmental	\$ 3,053	\$ 3,197	\$ 144
Total revenues	<u>3,053</u>	<u>3,197</u>	<u>144</u>
Expenditures:			
Capital outlays			
Public facilities management - energy conservation			
Capital outlays	6,872	6,592	280
Public facilities management - A.R.R.A.			
Capital Outlay	<u>3,053</u>	<u>3,053</u>	<u>-</u>
Total expenditures	<u>9,925</u>	<u>9,645</u>	<u>280</u>
Excess (deficiency) of revenues over (under) expenditures	(6,872)	(6,448)	424
Other financing sources (uses):	<u>-</u>	<u>-</u>	<u>-</u>
Net change in fund balance	(6,872)	(6,448)	424
Fund balance - beginning	<u>6,872</u>	<u>6,872</u>	<u>-</u>
Fund balance - ending	<u>\$ -</u>	<u>\$ 424</u>	<u>\$ 424</u>

FRANKLIN COUNTY, OHIO

***Schedule of Revenues, Expenditures and Changes in
Fund Balance – Budget and Actual (Non-GAAP Budgetary Basis)
Nonmajor Capital Projects Funds
For the Year Ended December 31, 2010***

(Amounts in 000's)

Road Projects - 2007 Bonds Fund			
	Final Budget	Actual Amounts	Variance with Final Budget Positive (Negative)
	<u> </u>	<u> </u>	<u> </u>
Revenues:			
Investment income	\$ 189	\$ 169	\$ (20)
Total revenues	<u>189</u>	<u>169</u>	<u>(20)</u>
Expenditures:			
Capital outlays			
Engineer - projects - 2007 bonds			
Capital outlays	<u>1,916</u>	<u>1,915</u>	<u>1</u>
Total expenditures	<u>1,916</u>	<u>1,915</u>	<u>1</u>
Excess (deficiency) of revenues over (under) expenditures	(1,727)	(1,746)	(19)
Other financing sources (uses):	<u>-</u>	<u>-</u>	<u>-</u>
Net change in fund balance	(1,727)	(1,746)	(19)
Fund balance - beginning	<u>1,746</u>	<u>1,746</u>	<u>-</u>
Fund balance - ending	<u>\$ 19</u>	<u>\$ -</u>	<u>\$ (19)</u>

FRANKLIN COUNTY, OHIO

***Schedule of Revenues, Expenditures and Changes in
Fund Balance – Budget and Actual (Non-GAAP Budgetary Basis)
Nonmajor Capital Projects Funds
For the Year Ended December 31, 2010***

(Amounts in 000's)

	Final Budget	Actual Amounts	Variance with Final Budget Positive (Negative)
Revenues:			
Intergovernmental	\$ 1,449	\$ 1,449	\$ -
Total revenues	<u>1,449</u>	<u>1,449</u>	<u>-</u>
Expenditures:			
Capital outlays			
Economic development and planning			
Capital outlays	<u>1,449</u>	<u>1,449</u>	<u>-</u>
Total expenditures	<u>1,449</u>	<u>1,449</u>	<u>-</u>
Excess (deficiency) of revenues over (under) expenditures	-	-	-
Other financing sources (uses):	<u>-</u>	<u>-</u>	<u>-</u>
Net change in fund balance	-	-	-
Fund balance - beginning	<u>-</u>	<u>-</u>	<u>-</u>
Fund balance - ending	<u>\$ -</u>	<u>\$ -</u>	<u>\$ -</u>

FRANKLIN COUNTY, OHIO

***Schedule of Revenues, Expenditures and Changes in
Fund Balance – Budget and Actual (Non-GAAP Budgetary Basis)
Nonmajor Capital Projects Funds
For the Year Ended December 31, 2010***

(Amounts in 000's)

	E-filing Project Fund		Variance with Final Budget Positive (Negative)
	Final Budget	Actual Amounts	
Revenues:	\$ -	\$ -	\$ -
Expenditures:			
Capital outlays			
E-filing			
Capital outlays	464	348	116
Total expenditures	464	348	116
Excess (deficiency) of revenues over (under) expenditures	(464)	(348)	116
Other financing sources (uses):			
Transfers in	464	464	-
Total other financing sources (uses)	464	464	-
Net change in fund balance	-	116	116
Fund balance - beginning	-	-	-
Fund balance - ending	\$ -	\$ 116	\$ 116

FRANKLIN COUNTY, OHIO

***Schedule of Revenues, Expenditures and Changes in
Fund Balance – Budget and Actual (Non-GAAP Budgetary Basis)
Nonmajor Capital Projects Funds
For the Year Ended December 31, 2010***

(Amounts in 000's)

Stadium Construction Fund			
	Final Budget	Actual Amounts	Variance with Final Budget Positive (Negative)
Revenues:			
Intergovernmental	\$ 210	\$ 147	\$ (63)
Investment income	-	1	1
Other	<u>218</u>	<u>217</u>	<u>(1)</u>
Total revenues	428	365	(63)
Expenditures:			
Capital outlays			
Public facilities management - stadium construction			
Capital outlays	154	141	13
Debt Service			
Public facilities management - stadium construction			
Interest Charges	<u>77</u>	<u>77</u>	<u>-</u>
Total expenditures	<u>231</u>	<u>218</u>	<u>13</u>
Excess (deficiency) of revenues over (under) expenditures	197	147	(50)
Other financing sources (uses):			
Advances out	<u>(390)</u>	<u>(390)</u>	<u>-</u>
Total other financing sources (uses)	<u>(390)</u>	<u>(390)</u>	<u>-</u>
Net change in fund balance	(193)	(243)	(50)
Fund balance - beginning	<u>256</u>	<u>256</u>	<u>-</u>
Fund balance - ending	<u>\$ 63</u>	<u>\$ 13</u>	<u>\$ (50)</u>

FRANKLIN COUNTY, OHIO

***Schedule of Revenues, Expenditures and Changes in
Fund Balance – Budget and Actual (Non-GAAP Budgetary Basis)
Nonmajor Capital Projects Funds
For the Year Ended December 31, 2010***

(Amounts in 000's)

Hall of Justice Improvements Fund			
	<u>Final Budget</u>	<u>Actual Amounts</u>	<u>Variance with Final Budget Positive (Negative)</u>
Revenues:	\$ -	\$ -	\$ -
Expenditures:			
Debt Service			
Public facilities management - hall of justice			
Debt issuance costs	<u>70</u>	<u>66</u>	<u>4</u>
Total expenditures	<u>70</u>	<u>66</u>	<u>4</u>
Excess (deficiency) of revenues over (under) expenditures	(70)	(66)	4
Other financing sources (uses):			
Issuance of bonds	<u>7,570</u>	<u>7,570</u>	<u>-</u>
Total other financing sources (uses)	<u>7,570</u>	<u>7,570</u>	<u>-</u>
Net change in fund balance	7,500	7,504	4
Fund balance - beginning	<u>-</u>	<u>-</u>	<u>-</u>
Fund balance - ending	<u>\$ 7,500</u>	<u>\$ 7,504</u>	<u>\$ 4</u>

FRANKLIN COUNTY, OHIO

***Schedule of Revenues, Expenditures and Changes in
Fund Balance – Budget and Actual (Non-GAAP Budgetary Basis)
Nonmajor Capital Projects Funds
For the Year Ended December 31, 2010***

(Amounts in 000's)

	Final Budget	Actual Amounts	Variance with Final Budget Positive (Negative)
Revenues:	\$ -	\$ -	\$ -
Expenditures:			
Debt Service			
Engineer - projects - 2010 bonds			
Debt issuance costs	27	26	1
Total expenditures	<u>27</u>	<u>26</u>	<u>1</u>
Excess (deficiency) of revenues over (under) expenditures	(27)	(26)	1
Other financing sources (uses):			
Issuance of bonds	3,025	3,015	(10)
Premium on issuance of debt	12	12	-
Total other financing sources (uses)	<u>3,037</u>	<u>3,027</u>	<u>(10)</u>
Net change in fund balance	3,010	3,001	(9)
Fund balance - beginning	<u>-</u>	<u>-</u>	<u>-</u>
Fund balance - ending	<u>\$ 3,010</u>	<u>\$ 3,001</u>	<u>\$ (9)</u>

FRANKLIN COUNTY, OHIO

***Schedule of Revenues, Expenditures and Changes in
Fund Balance – Budget and Actual (Non-GAAP Budgetary Basis)
Nonmajor Capital Projects Funds
For the Year Ended December 31, 2010***

(Amounts in 000's)

	Other Capital Projects Funds		
	Final Budget	Actual Amounts	Variance with Final Budget Positive (Negative)
Revenues:	\$ -	\$ -	\$ -
Expenditures:			
Capital outlays			
Public facilities management- other capital projects			
Capital outlays	1,835	34	1,801
Total expenditures	<u>1,835</u>	<u>34</u>	<u>1,801</u>
Excess (deficiency) of revenues over (under) expenditures	(1,835)	(34)	1,801
Other financing sources (uses):			
Transfers out	(4)	(4)	-
Total other financing sources (uses)	<u>(4)</u>	<u>(4)</u>	<u>-</u>
Net change in fund balance	(1,839)	(38)	1,801
Fund balance - beginning	<u>1,839</u>	<u>1,839</u>	<u>-</u>
Fund balance - ending	<u>\$ -</u>	<u>\$ 1,801</u>	<u>\$ 1,801</u>

Enterprise Funds

Enterprise funds are used to account for operations that are financed and operated in a manner similar to a private business enterprise. The County intends that the cost of providing services to the general public on a continuing basis be financed or recovered primarily through user charges. Following are descriptions of the enterprise funds:

Water and Sewer – This fund accounts for the provision of water and sewer services to a relatively small area of the County not serviced by other local water and sewer operations. All activities necessary to provide such services are accounted for in this fund.

Parking Facilities – This fund accounts for the fees and operations of the County-owned parking facilities. The facilities serve both County employees and the general public.

Since the Statement of Net Assets, the Statement of Revenues, Expenses and Changes in Net Assets and the Statement of Cash Flows for each of the enterprise funds are presented in the basic financial statements, they are not repeated in this section.

FRANKLIN COUNTY, OHIO

**Schedule of Revenues, Expenditures and Changes in
Fund Balance – Budget and Actual (Non-GAAP Budgetary Basis)
Major Enterprise Funds
December 31, 2010**

(Amounts in 000's)

Water and Sewer Fund			
	<u>Final Budget</u>	<u>Actual Amounts</u>	Variance with Final Budget Positive (Negative)
Operating revenues:			
Fees and charges for services	\$ 6,288	\$ 5,815	\$ (473)
Other	100	113	13
Total operating revenues	<u>6,388</u>	<u>5,928</u>	<u>(460)</u>
Operating expenses:			
Personal services	816	703	113
Fringe benefits	357	290	67
Materials and services	5,428	5,006	422
Capital outlays	10,608	2,839	7,769
Total operating expenses	<u>17,209</u>	<u>8,838</u>	<u>8,371</u>
Operating income (loss)	(10,821)	(2,910)	7,911
Nonoperating revenues (expenses):			
Intergovernmental	2,352	1,652	(700)
Issuance of debt	9,614	9,291	(323)
Investment income	-	44	44
Debt service:			
Principal retirement	(425)	(388)	37
Interest charges	(123)	(122)	1
Debt issuance costs	(67)	(66)	1
Total debt service	<u>(615)</u>	<u>(576)</u>	<u>39</u>
Total nonoperating revenues (expenses)	<u>11,351</u>	<u>10,411</u>	<u>(940)</u>
Income (loss) before operating transfers and advances	530	7,501	6,971
Transfers in	250	-	(250)
Advances in	701	701	-
Advances out	(701)	(701)	-
Total transfers and advances	<u>250</u>	<u>-</u>	<u>(250)</u>
Net change in fund equity	780	7,501	6,721
Fund equity - beginning	<u>2,451</u>	<u>2,451</u>	<u>-</u>
Fund equity - ending	<u>\$ 3,231</u>	<u>\$ 9,952</u>	<u>\$ 6,721</u>

FRANKLIN COUNTY, OHIO

**Schedule of Revenues, Expenditures and Changes in
Fund Balance – Budget and Actual (Non-GAAP Budgetary Basis)
Major Enterprise Funds
December 31, 2010**

(Amounts in 000's)

Parking Facilities Fund			
	Final Budget	Actual Amounts	Variance with Final Budget Positive (Negative)
Operating revenues:			
Fees and charges for services	\$ 3,105	\$ 2,422	\$ (683)
Other	-	1	1
Total operating revenues	<u>3,105</u>	<u>2,423</u>	<u>(682)</u>
Operating expenses:			
Personal services	339	330	9
Fringe benefits	180	174	6
Materials and services	1,672	901	771
Capital outlays	9	-	9
Total operating expenses	<u>2,200</u>	<u>1,405</u>	<u>795</u>
Operating income (loss)	905	1,018	113
Nonoperating revenues (expenses):	<u>-</u>	<u>-</u>	<u>-</u>
Income (loss) before operating transfers	905	1,018	113
Transfers out	<u>(999)</u>	<u>(997)</u>	<u>2</u>
Total transfers	<u>(999)</u>	<u>(997)</u>	<u>2</u>
Net change in fund equity	(94)	21	115
Fund equity - beginning	<u>2,707</u>	<u>2,707</u>	<u>-</u>
Fund equity - ending	<u>\$ 2,613</u>	<u>\$ 2,728</u>	<u>\$ 115</u>

Internal Service Funds

The internal service funds report activities provided to the departments and agencies on a cost-reimbursement basis. The County has two internal service funds:

Employee Benefits – This fund accounts for the provision of medical, dental, optical, prescription, life and mental health insurance to departments and agencies.

Telecommunications – This fund accounts for the provision of telecommunication services, primarily voicemail.

FRANKLIN COUNTY, OHIO

**Combining Statement of Net Assets
Internal Service Funds
December 31, 2010**

(Amounts in 000's)

	<u>Employee Benefits</u>	<u>Telecom- munications</u>	<u>Total</u>
Assets:			
Current assets:			
Equity with County Treasurer	\$ 13,651	\$ 1,038	\$ 14,689
Accounts receivable	133	-	133
Due from other funds	-	29	29
Due from other governments	1	-	1
Prepaid items	571	-	571
Total current assets	<u>14,356</u>	<u>1,067</u>	<u>15,423</u>
Noncurrent assets:			
Capital assets, net of accumulated depreciation:			
Depreciable	-	73	73
Total noncurrent assets	<u>-</u>	<u>73</u>	<u>73</u>
Total assets	14,356	1,140	15,496
Liabilities:			
Current liabilities:			
Accrued wages	39	-	39
Compensated absences payable	8	-	8
Accounts payable	8,668	5	8,673
Total current liabilities	<u>8,715</u>	<u>5</u>	<u>8,720</u>
Noncurrent liabilities:			
Compensated absences payable	18	-	18
Total noncurrent liabilities	<u>18</u>	<u>-</u>	<u>18</u>
Total liabilities	<u>8,733</u>	<u>5</u>	<u>8,738</u>
Net Assets:			
Invested in capital assets	-	73	73
Unrestricted	5,623	1,062	6,685
Total net assets	<u>\$ 5,623</u>	<u>\$ 1,135</u>	<u>\$ 6,758</u>

FRANKLIN COUNTY, OHIO

***Combining Statement of Revenues, Expenses and Changes in Fund Net Assets
Internal Service Funds
For the Year Ended December 31, 2010***

(Amounts in 000's)

	Employee Benefits	Telecom- munications	Total
Operating revenues:			
Fees and charges for services	\$ 78,946	\$ 193	\$ 79,139
Other	144	-	144
Total operating revenues	<u>79,090</u>	<u>193</u>	<u>79,283</u>
Operating expenses:			
Personal services	749	-	749
Cost of sales and services	76,368	41	76,409
Depreciation	-	15	15
Total operating expenses	<u>77,117</u>	<u>56</u>	<u>77,173</u>
Operating income (loss)	1,973	137	2,110
Nonoperating revenues (expenses):			
Intergovernmental revenue	129	-	129
Total nonoperating revenues (expenses)	<u>129</u>	<u>-</u>	<u>129</u>
Change in net assets	2,102	137	2,239
Net assets - beginning	3,521	998	4,519
Net assets - ending	<u>\$ 5,623</u>	<u>\$ 1,135</u>	<u>\$ 6,758</u>

FRANKLIN COUNTY, OHIO

Combining Statement of Cash Flows

Internal Service Funds

For the Year Ended December 31, 2010

(Amounts in 000's)

	Employee Benefits	Telecom- munications	Total
Cash flows from operating activities:			
Cash collections from customers	\$ 79,043	\$ 191	\$ 79,234
Cash payments to suppliers	(77,438)	(41)	(77,479)
Cash payments for salaries	(738)	-	(738)
Net cash provided by operating activities	867	150	1,017
Cash flows from noncapital financing activities:			
Subsidy from federal grant	114	-	114
Increase in cash for the year	981	150	1,131
Cash and cash equivalents - beginning	12,670	888	13,558
Cash and cash equivalents - ending	\$ 13,651	\$ 1,038	14,689
Reconciliation of operating income (loss) to net cash provided by (used in) operating activities:			
Operating income (loss)	\$ 1,973	\$ 137	\$ 2,110
Adjustments to reconcile operating income (loss) to net cash provided by operating activities:			
Depreciation	-	15	15
Changes in operating assets and liabilities:			
(Increase) decrease in:			
Accounts receivable	(73)	1	(72)
Due from other funds	-	(3)	(3)
Due from other governments	11	-	11
Prepaid items	39	-	39
Increase (decrease) in:			
Accrued wages	19	-	19
Accounts payable	(1,092)	-	(1,092)
Due to other funds	(1)	-	(1)
Compensated absences	(9)	-	(9)
Net cash provided by operating activities	\$ 867	\$ 150	\$ 1,017

FRANKLIN COUNTY, OHIO

**Schedule of Revenues, Expenditures and Changes in
Fund Balance – Budget and Actual (Non-GAAP Budgetary Basis)
Internal Service Funds
For the Year Ended December 31, 2010**

(Amounts in 000's)

Employee Benefits Fund			
	Final Budget	Actual Amounts	Variance with Final Budget Positive (Negative)
Operating revenues:			
Fees and charges for services	\$ 79,414	\$ 78,890	\$ (524)
Other	175	144	(31)
Total operating revenues	<u>79,589</u>	<u>79,034</u>	<u>(555)</u>
Operating expenses:			
Personal services	544	525	19
Fringe benefits	218	213	5
Materials and services	<u>78,817</u>	<u>77,438</u>	<u>1,379</u>
Total operating expenses	<u>79,579</u>	<u>78,176</u>	<u>1,403</u>
Operating income (loss)	10	858	848
Nonoperating revenues (expenses):			
Intergovernmental	<u>-</u>	<u>114</u>	<u>114</u>
Total nonoperating revenues (expenses)	<u>-</u>	<u>114</u>	<u>114</u>
Net change in fund equity	10	972	962
Fund equity - beginning	<u>12,670</u>	<u>12,670</u>	<u>-</u>
Fund equity - ending	<u>\$ 12,680</u>	<u>\$ 13,642</u>	<u>\$ 962</u>

FRANKLIN COUNTY, OHIO

**Schedule of Revenues, Expenditures and Changes in
Fund Balance – Budget and Actual (Non-GAAP Budgetary Basis)
Internal Service Funds
For the Year Ended December 31, 2010**

(Amounts in 000's)

	Final Budget	Actual Amounts	Variance with Final Budget Positive (Negative)
Telecommunications Fund			
Operating revenues:			
Fees and charges for services	\$ 169	\$ 191	\$ 22
Total operating revenues	169	191	22
Operating expenses:			
Materials and services	46	41	5
Total operating expenses	46	41	5
Operating income (loss)	123	150	27
Nonoperating revenues (expenses):	-	-	-
Net change in fund equity	123	150	27
Fund equity - beginning	888	888	-
Fund equity - ending	<u>\$ 1,011</u>	<u>\$ 1,038</u>	<u>\$ 27</u>

Fiduciary Funds

Agency Funds

Agency funds are used to account for assets held by the County as an agent for individuals, private organizations, other governments, or other funds. A description of the agency funds follows:

Undivided Taxes – This fund includes the collection and distribution of property, motor vehicle, and estate taxes.

Payroll and Benefit Revolving – This fund accounts for the collection and distribution of the employer and employee shares of all payroll taxes and other withholdings.

Other Agency Funds – These funds account for the collection and distribution of local government taxes levied and collected by the State of Ohio. Also included are the collection and distribution of moneys held by County agencies in outside bank accounts, moneys held outside of the County treasury by the courts, and all funds that are not part of the County's reporting entity, but for whom the County serves as fiscal agent.

FRANKLIN COUNTY, OHIO

**Combining Statement of Changes in Assets and Liabilities
Agency Funds
For the Year Ended December 31, 2010**

(Amounts in 000's)

	Beginning Balance	Additions	Deductions	Ending Balance
Undivided taxes				
Assets:				
Equity with County Treasurer	\$ 88,447	\$ 2,215,979	\$ 2,223,091	\$ 81,335
Cash in segregated accounts	2,789	48,605	46,960	4,434
Property taxes receivable, net	1,656,060	1,702,880	1,656,060	1,702,880
Total assets	\$ 1,747,296	\$ 3,967,464	\$ 3,926,111	\$ 1,788,649
Liabilities:				
Undistributed assets	\$ 1,747,296	\$ 3,931,323	\$ 3,889,970	\$ 1,788,649
Deposits held and due to others	-	36,141	36,141	-
Total liabilities	\$ 1,747,296	\$ 3,967,464	\$ 3,926,111	\$ 1,788,649
Payroll and benefit revolving fund				
Assets:				
Equity with County Treasurer	\$ 11,581	\$ 372,791	\$ 368,748	\$ 15,624
Liabilities:				
Deposits held and due to others	\$ 11,581	\$ 372,791	\$ 368,748	\$ 15,624
Other agency funds				
Assets:				
Equity with County Treasurer	\$ 35,406	\$ 113,171	\$ 110,780	\$ 37,797
Cash in segregated accounts	23,203	194,483	196,780	20,906
Total assets	\$ 58,609	\$ 307,654	\$ 307,560	\$ 58,703
Liabilities:				
Deposits held and due to others	\$ 58,609	\$ 307,651	\$ 307,557	\$ 58,703
Due to other funds	-	3	3	-
Total liabilities	\$ 58,609	\$ 307,654	\$ 307,560	\$ 58,703
Total all agency funds				
Assets:				
Equity with County Treasurer	\$ 135,434	\$ 2,701,941	\$ 2,702,619	\$ 134,756
Cash in segregated accounts	25,992	243,088	243,740	25,340
Property taxes receivable, net	1,656,060	1,702,880	1,656,060	1,702,880
Total assets	\$ 1,817,486	\$ 4,647,909	\$ 4,602,419	\$ 1,862,976
Liabilities:				
Undistributed assets	\$ 1,747,296	\$ 3,931,323	\$ 3,889,970	\$ 1,788,649
Deposits held and due to others	70,190	716,583	712,446	74,327
Due to other funds	-	3	3	-
Total liabilities	\$ 1,817,486	\$ 4,647,909	\$ 4,602,419	\$ 1,862,976

Component Units

Component units are legally separate organizations for which the County is financially accountable.

ARC Industries, Incorporated, of Franklin County, Ohio (ARC Industries) – ARC Industries is a sheltered, not-for-profit workshop that enters into contracts with the business community to provide workers for various manufacturing and service industry jobs.

Veterans Memorial Hall – Veterans Memorial Hall was built to commemorate the services of all members and veterans of the United States armed forces and to provide a center for veterans’ meetings and programs.

Franklin County Stadium, Inc. and Columbus Baseball Team, Inc. (Stadium and Team) – These two interrelated nonprofit corporations were organized under ORC Chapter 1702 to provide entertainment and recreation in the stadium for the benefit and general welfare of the County.

FRANKLIN COUNTY, OHIO

**Combining Statement of Net Assets
Discretely Presented Component Units
December 31, 2010**

(Amounts in 000's)

	ARC Industries	Veterans Memorial Hall	Stadium and Team	Total
Assets:				
Cash, cash equivalents and investments in segregated accounts	\$ 5,574	\$ 10	\$ 3,989	\$ 9,573
Accounts receivable	1,112	118	33	1,263
Due from primary government	166	-	-	166
Inventories	64	-	236	300
Prepaid items	51	44	14,246	14,341
Depreciable capital assets	2,075	138	2,483	4,696
Total assets	9,042	310	20,987	30,339
Liabilities:				
Accrued wages	506	19	-	525
Accounts payable and other current liabilities	264	421	713	1,398
Due to primary government	-	50	-	50
Unearned revenue	-	108	12,993	13,101
Long term liabilities:				
Due within one year	-	31	78	109
Due in more than one year	-	184	-	184
Total liabilities	770	813	13,784	15,367
Net assets:				
Invested in capital assets	2,075	138	2,405	4,618
Restricted for other purposes	80	-	-	80
Unrestricted	6,117	(641)	4,798	10,274
Total net assets	\$ 8,272	\$ (503)	\$ 7,203	\$ 14,972

FRANKLIN COUNTY, OHIO

**Combining Statement of Activities
Discretely Presented Component Units
For the Year Ended December 31, 2010**

(Amounts in 000's)

	Program Revenues			Net (Expense) Revenue and Changes in Net Assets			
	Expenses	Charges for Services	Operating Grants and Contributions	ARC Industries	Veterans Memorial Hall	Stadium and Team	Total
Component units:							
ARC Industries:							
Health	\$ 8,639	\$ 6,831	\$ 1,914	\$ 106	\$ -	\$ -	\$ 106
Veterans Memorial Hall:							
Conservation and recreation	2,601	2,368	-	-	(233)	-	(233)
Stadium and Team:							
Conservation and recreation	10,017	12,032	-	-	-	2,015	2,015
Total component units	<u>\$ 21,257</u>	<u>\$ 21,231</u>	<u>\$ 1,914</u>	106	(233)	2,015	1,888
General revenues:							
Unrestricted investment earnings				374	-	213	587
Total general revenues				374	-	213	587
Change in net assets				480	(233)	2,228	2,475
Net assets - beginning				7,792	(270)	4,975	12,497
Net assets - ending				<u>\$ 8,272</u>	<u>\$ (503)</u>	<u>\$ 7,203</u>	<u>\$ 14,972</u>



FRANKLIN COUNTY, OHIO

Statistical Section

This part of the County's comprehensive annual financial report presents detailed information as a context for understanding what the information in the financial statements, note disclosures, and required supplementary information says about the County's overall financial health.

<i>Contents</i>	<i>Tables</i>
<i>Financial Trends</i> These schedules contain trend information to help the reader understand how the County's financial position has changed over time.	1 - 4
<i>Revenue Capacity</i> These schedules contain information to help the reader understand and assess the factors' effect on the County's ability to generate its most significant local revenue sources, the property tax and the sales tax.	5 - 13
<i>Debt Capacity</i> These schedules present information to help the reader assess the affordability of the County's current levels of outstanding debt and the County's ability to issue additional debt in the future.	14 - 19
<i>Economic and Demographic Information</i> These schedules offer economic and demographic indicators to help the reader understand the environment within which the County's financial activities take place and to provide information that facilitates comparisons of financial information over time and among governments.	20 - 21
<i>Operating Information</i> These schedules contain service and infrastructure data to help the reader understand how the information in the County's financial report relates to the services the County provides and the activities it performs.	22 - 23
<i>Compliance Information</i> This schedule provides the continuing disclosures required by Securities and Exchange Commission Rule 15c2-12.	24

Sources: Unless otherwise noted, the information in these schedules is derived from the comprehensive annual financial reports for the relevant year. The County implemented GASB Statement 34 in 2002 and GASB Statement 44 in 2005; related schedules present information beginning in the year of implementation.

FRANKLIN COUNTY, OHIO



FRANKLIN COUNTY, OHIO

Net Assets by Component
(Accrual Basis of Accounting)
Last Nine Years
(Amounts in 000's)

Table 1

	2002	2003	2004	2005	2006	2007	2008	2009	2010
Governmental activities:									
Invested in capital assets, net of related debt	\$ 286,609	\$ 308,191	\$ 305,033	\$ 308,863	\$ 346,360	\$ 304,589	\$ 320,422	\$ 338,311	\$ 359,240
Restricted	304,501	340,080	311,997	343,785	372,210	450,568	459,608	485,882	575,604
Unrestricted	140,326	120,336	98,002	119,627	194,269	306,776	313,722	281,279	257,534
Total governmental activities net assets	\$ 731,436	\$ 768,607	\$ 715,032	\$ 772,275	\$ 912,839	\$ 1,061,933	\$ 1,093,752	\$ 1,105,472	\$ 1,192,378
Business-type activities:									
Invested in capital assets, net of related debt	\$ 8,175	\$ 9,626	\$ 14,712	\$ 16,520	\$ 18,674	\$ 19,349	\$ 20,310	\$ 22,049	\$ 25,961
Unrestricted	4,186	5,067	6,033	5,578	5,961	5,357	5,730	5,320	3,258
Total business-type activities net assets	\$ 12,361	\$ 14,693	\$ 20,745	\$ 22,098	\$ 24,635	\$ 24,706	\$ 26,040	\$ 27,369	\$ 29,219
Primary government:									
Invested in capital assets, net of related debt	\$ 294,784	\$ 317,817	\$ 319,745	\$ 325,383	\$ 365,034	\$ 323,938	\$ 340,732	\$ 360,360	\$ 385,201
Restricted	304,501	340,080	311,997	343,785	372,210	450,568	459,608	485,882	575,604
Unrestricted	144,512	125,403	104,035	125,205	200,230	312,133	319,452	286,599	260,792
Total primary government net assets	\$ 743,797	\$ 783,300	\$ 735,777	\$ 794,373	\$ 937,474	\$ 1,086,639	\$ 1,119,792	\$ 1,132,841	\$ 1,221,597

Note: Fiscal years 2002 - 2005 reflect reclassifications and/or restatements.

FRANKLIN COUNTY, OHIO

Changes in Net Assets
(Accrual Basis of Accounting)
Last Nine Years
(Amounts in 000's)

Table 2

	2002 ¹	2003 ¹	2004 ¹	2005 ¹	2006 ¹	2007 ^{1,2}	2008 ¹	2009 ¹	2010
Expenses:									
Governmental activities:									
General government ²	\$ 79,025	\$ 87,918	\$ 97,951	\$ 89,376	\$ 99,566	\$ 123,389	\$ 122,288	\$ 115,650	\$ 119,360
Judicial	61,743	63,326	63,848	64,428	65,470	66,493	69,418	72,313	72,112
Public safety	105,752	110,265	115,335	125,185	119,756	131,384	133,455	143,576	142,036
Human services	306,806	324,388	312,037	317,211	344,807	369,831	395,904	381,133	306,335
Health	256,547	251,971	308,096	291,569	304,339	305,114	339,858	352,419	358,987
Public works	21,744	27,067	41,027	41,313	33,679	45,070	36,299	37,853	37,187
Conservation and recreation	14,186	14,250	14,445	14,505	20,757	20,537	20,492	20,415	20,676
Community development	7,366	6,645	7,668	7,834	3,694	5,299	5,220	9,257	8,539
Interest and fiscal charges	8,065	8,091	6,383	5,553	6,845	9,697	13,448	13,327	13,791
Total government activities expenses	<u>861,234</u>	<u>893,921</u>	<u>966,790</u>	<u>956,974</u>	<u>998,913</u>	<u>1,076,814</u>	<u>1,136,382</u>	<u>1,145,943</u>	<u>1,079,023</u>
Business-type activities:									
Water and sewer	4,849	4,620	4,434	4,541	4,808	5,890	5,229	5,053	6,954
Parking facilities	1,779	1,733	1,670	1,891	1,990	2,043	2,062	1,974	1,813
Total business-type activities expenses	<u>6,628</u>	<u>6,353</u>	<u>6,104</u>	<u>6,432</u>	<u>6,798</u>	<u>7,933</u>	<u>7,291</u>	<u>7,027</u>	<u>8,767</u>
Total primary government expenses	<u>\$ 867,862</u>	<u>\$ 900,274</u>	<u>\$ 972,894</u>	<u>\$ 963,406</u>	<u>\$ 1,005,711</u>	<u>\$ 1,084,747</u>	<u>\$ 1,143,673</u>	<u>\$ 1,152,970</u>	<u>\$ 1,087,790</u>
Program revenues:									
Governmental activities:									
Charges for services:									
General government	\$ 57,808	\$ 60,953	\$ 54,265	\$ 58,691	\$ 62,586	\$ 57,593	\$ 52,694	\$ 59,131	\$ 72,996
Judicial	9,186	10,521	10,872	10,979	10,857	10,502	11,395	11,808	12,605
Public safety	21,573	20,545	20,714	21,603	22,772	22,693	20,105	19,622	18,063
Human services	6,479	7,510	9,302	8,932	7,847	8,530	9,866	8,184	6,164
Health	1,175	1,409	1,708	6,418	12,773	10,459	8,416	11,914	8,287
Public works	1,239	2,807	2,821	3,084	1,096	1,216	4,000	3,720	4,081
Community development	280	834	1,112	907	758	516	426	479	466
Operating grants and contributions	357,324	383,031	361,915	390,251	399,186	440,773	464,408	474,879	444,629
Capital grants and contributions	10,891	18,875	8,944	26,232	14,839	30,532	20,716	17,044	20,512
Total governmental activities program revenues	<u>465,955</u>	<u>506,485</u>	<u>471,653</u>	<u>527,097</u>	<u>532,714</u>	<u>582,814</u>	<u>592,026</u>	<u>606,781</u>	<u>587,803</u>
Business-type activities:									
Charges for services:									
Water and sewer	4,203	4,314	4,701	5,053	4,672	5,031	5,312	5,726	6,080
Parking facilities	2,278	2,289	2,512	2,718	3,334	2,973	2,789	2,447	2,426
Operating grants and contributions	-	-	-	-	-	-	-	50	-
Capital grants and contributions	442	45	3,568	45	1,329	-	524	133	2,111
Total business-type activities program revenues	<u>6,923</u>	<u>6,648</u>	<u>10,781</u>	<u>7,816</u>	<u>9,335</u>	<u>8,004</u>	<u>8,625</u>	<u>8,356</u>	<u>10,617</u>
Total primary government program revenues	<u>\$ 472,878</u>	<u>\$ 513,133</u>	<u>\$ 482,434</u>	<u>\$ 534,913</u>	<u>\$ 542,049</u>	<u>\$ 590,818</u>	<u>\$ 600,651</u>	<u>\$ 615,137</u>	<u>\$ 598,420</u>

(Continued on next page)

FRANKLIN COUNTY, OHIO
 Changes in Net Assets (Continued)
 (Accrual Basis of Accounting)
 Last Nine Years
 (Amounts in 000's)

Table 2

	2002 ¹	2003 ¹	2004 ¹	2005 ¹	2006 ¹	2007 ^{1,2}	2008 ¹	2009 ¹	2010
Net program revenue (expense):									
Governmental activities net program expense	\$ (395,279)	\$ (387,436)	\$ (495,137)	\$ (429,877)	\$ (466,199)	\$ (494,000)	\$ (544,356)	\$ (539,162)	\$ (491,220)
Business-type activities net program revenue	295	295	4,677	1,384	2,537	71	1,334	1,329	1,850
Total primary government net program expense	<u>\$ (394,984)</u>	<u>\$ (387,141)</u>	<u>\$ (490,460)</u>	<u>\$ (428,493)</u>	<u>\$ (463,662)</u>	<u>\$ (493,929)</u>	<u>\$ (543,022)</u>	<u>\$ (537,833)</u>	<u>\$ (489,370)</u>
General revenues and other changes in net assets:									
Governmental activities:									
Property taxes	\$ 284,070	\$ 302,419	\$ 313,562	\$ 337,991	\$ 360,173	\$ 374,017	\$ 367,003	\$ 381,888	\$ 400,475
Sales taxes	79,423	82,728	85,718	105,886	175,343	177,398	130,723	124,249	130,876
Grants and contributions not restricted to specific programs	62,398	32,278	32,151	25,187	34,758	36,894	35,365	30,391	31,080
Unrestricted investment earnings	25,438	9,219	11,506	18,025	36,489	54,785	43,084	14,354	15,695
Special item	(41,363)	-	-	-	-	-	-	-	-
Transfers in (out)	(200)	(2,037)	(1,375)	31	-	-	-	-	-
Total governmental activities general revenues and other changes in net assets	409,766	424,607	441,562	487,120	606,763	643,094	576,175	550,882	578,126
Business-type activities:									
Transfers in (out)	200	2,037	1,375	(31)	-	-	-	-	-
Total business-type activities general revenues and other changes in net assets	200	2,037	1,375	(31)	-	-	-	-	-
Total primary government general revenues and other changes in net assets	<u>\$ 409,966</u>	<u>\$ 426,644</u>	<u>\$ 442,937</u>	<u>\$ 487,089</u>	<u>\$ 606,763</u>	<u>\$ 643,094</u>	<u>\$ 576,175</u>	<u>\$ 550,882</u>	<u>\$ 578,126</u>
Total change in net assets:									
Governmental activities change in net assets	\$ 14,487	\$ 37,171	\$ (53,575)	\$ 57,243	\$ 140,564	\$ 149,094	\$ 31,819	\$ 11,720	\$ 86,906
Business-type activities change in net assets	495	2,332	6,052	1,353	2,537	71	1,334	1,329	1,850
Total primary government change in net assets	<u>\$ 14,982</u>	<u>\$ 39,503</u>	<u>\$ (47,523)</u>	<u>\$ 58,596</u>	<u>\$ 143,101</u>	<u>\$ 149,165</u>	<u>\$ 33,153</u>	<u>\$ 13,049</u>	<u>\$ 88,756</u>

Notes: ¹ Fiscal years 2002 - 2009 reflect reclassifications between program revenue and general revenues.

² Expense in the amount of \$18,242,000 for the transfer of infrastructure assets to the State of Ohio included in General Government for fiscal year 2007.

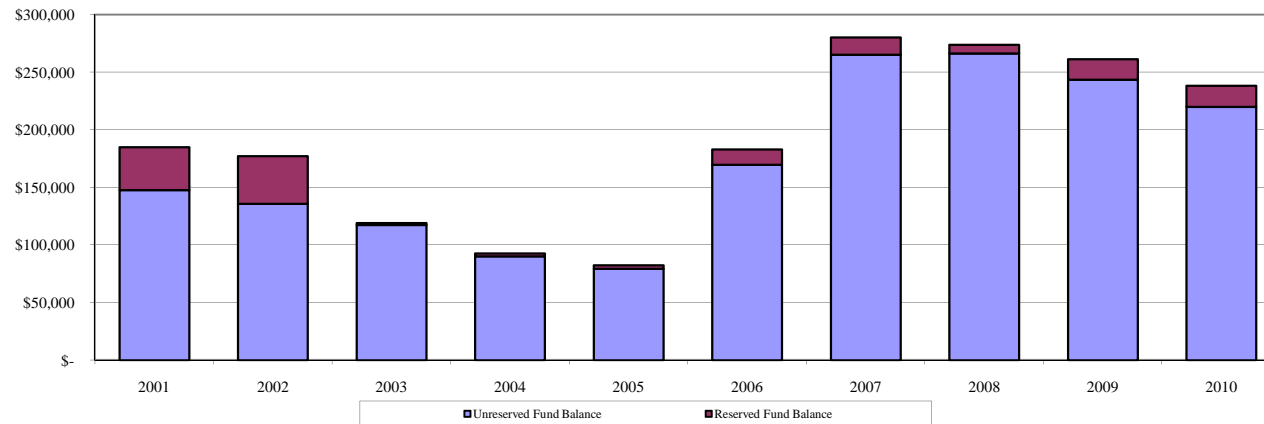
FRANKLIN COUNTY, OHIO
Fund Balances, Governmental Funds
(Modified Accrual Basis of Accounting)
Last Ten Years
(Amounts in 000's)

Table 3

	2001	2002	2003	2004	2005	2006	2007	2008	2009	2010
General fund:										
Reserved	\$ 41,423	\$ 1,843	\$ 2,636	\$ 3,154	\$ 13,276	\$ 15,146	\$ 7,500	\$ 17,679	\$ 18,335	\$ 16,966
Unreserved	147,498	135,663	117,294	90,037	79,201	169,574	265,071	266,193	243,466	219,800
Total general fund	188,921	137,506	119,930	93,191	92,477	184,720	272,571	283,872	261,801	236,766
All other governmental funds:										
Reserved	31,835	18,953	20,940	18,959	17,225	15,421	14,284	14,559	12,059	10,953
Unreserved, reported in:										
Special revenue funds	184,698	230,592	246,575	211,540	258,138	294,466	347,120	347,381	392,836	496,381
Debt service funds	1	-	30	29	30	41	3,961	1,945	847	380
Capital projects funds	5,634	7,237	8,830	4,786	(4,627)	(20,195)	140,196	91,898	46,854	24,518
Total all other governmental funds	222,168	256,782	276,375	235,314	270,766	289,733	505,561	455,783	452,596	532,232
Total governmental funds	\$ 411,089	\$ 394,288	\$ 396,305	\$ 328,505	\$ 363,243	\$ 474,453	\$ 778,132	\$ 739,655	\$ 714,397	\$ 768,998

Note: Fiscal years 1999 - 2006 reflect reclassifications and/or restatements.

General Fund



FRANKLIN COUNTY, OHIO
 Changes in Fund Balances, Governmental Funds
 (Modified Accrual Basis of Accounting)
 Last Ten Years
 (Amounts in 000's)

Table 4

	2001 ¹	2002 ¹	2003 ¹	2004 ¹	2005 ¹	2006	2007	2008	2009	2010
Revenues:										
Sales tax	\$ 81,139	\$ 79,622	\$ 81,682	\$ 85,588	\$ 97,633	\$ 172,866	\$ 177,768	\$ 136,336	\$ 123,887	\$ 130,621
Property taxes	280,490	284,251	304,651	309,002	333,844	365,863	370,977	359,593	379,236	403,734
Licenses and permits	1,112	1,273	1,396	1,535	1,606	1,978	1,744	2,127	2,183	1,885
Fees and charges for services	68,801	79,116	83,798	73,467	88,165	85,914	92,659	83,862	87,085	94,178
Fines and forfeitures	1,552	1,655	1,852	2,286	2,522	2,818	3,456	2,412	3,735	4,357
Intergovernmental	384,419	418,617	411,993	391,599	440,588	444,850	494,091	508,347	520,949	503,273
Investment income	43,570	24,697	12,523	11,033	17,006	35,709	54,412	48,044	16,711	16,968
Other	20,560	19,112	23,114	21,705	20,515	28,221	22,299	28,296	29,764	28,620
Total revenues	881,643	908,343	921,009	896,215	1,001,879	1,138,219	1,217,406	1,169,017	1,163,550	1,183,636
Expenditures:										
Current:										
General government	73,819	70,907	76,651	83,267	78,583	90,239	96,815	110,929	102,295	110,619
Judicial	53,979	58,561	62,662	63,260	64,203	64,291	66,807	69,379	71,545	71,873
Public safety	88,014	100,410	104,804	112,000	114,260	109,636	121,971	126,662	130,012	133,933
Human services	307,487	306,802	324,661	312,418	318,665	346,007	374,442	398,548	381,820	308,775
Health	257,707	254,013	251,131	306,618	292,420	302,142	302,713	340,455	350,151	358,089
Public works	31,365	38,483	47,945	37,413	38,691	40,016	51,738	38,576	40,595	43,508
Conservation and recreation	13,602	13,959	14,023	14,218	14,278	19,660	19,441	19,395	19,468	19,576
Community development	3,058	6,557	5,489	6,528	5,510	2,200	4,278	3,436	5,620	5,893
Capital outlays	23,037	13,578	5,407	3,884	26,102	21,680	17,250	63,959	93,248	58,693
Debt service:										
Principal retirement ⁴	7,778	7,616	8,992	9,096	9,636	9,833	9,792	10,696	11,884	16,887
Interest and fiscal charges ²	8,607	8,096	8,185	6,952	6,169	7,112	10,254	13,766	13,999	15,561
Intergovernmental grants	2,040	5,346	7,753	7,753	16,550	16,274	14,021	14,559	18,130	16,793
Total expenditures	870,493	884,328	917,703	963,407	985,067	1,029,090	1,089,522	1,210,360	1,238,767	1,160,200
Excess (deficiency) of revenues over (under) expenditures	11,150	24,015	3,306	(67,192)	16,812	109,129	127,884	(41,343)	(75,217)	23,436
Other financing sources (uses):										
Transfers in	31,433	37,477	31,327	25,089	33,888	28,532	27,930	30,127	31,154	33,365
Transfers out	(31,951)	(37,677)	(33,364)	(26,464)	(33,857)	(28,532)	(27,930)	(30,127)	(31,154)	(33,365)
Proceeds of debt ^{3,4}	-	734	599	-	16,703	1,300	174,200	2,490	49,599	30,926
Capital leases	735	306	707	304	347	168	1,481	171	160	101
Sale of capital assets	150	347	581	463	845	613	114	205	200	138
Total other financing sources (uses)	367	1,187	(150)	(608)	17,926	2,081	175,795	2,866	49,959	31,165
Special item - uncollectible receivable	-	(41,363)	-	-	-	-	-	-	-	-
Net change in fund balances	\$ 11,517	\$ (16,161)	\$ 3,156	\$ (67,800)	\$ 34,738	\$ 111,210	\$ 303,679	\$ (38,477)	\$ (25,258)	\$ 54,601
Debt service as a percentage of noncapital expenditures	1.93%	1.80%	1.86%	1.72%	1.66%	1.73%	1.79%	2.13%	2.20%	2.86%

Notes: ¹Fiscal years 1999 - 2005 reflect reclassifications and/or restatements.

²Includes bond and note issuance cost.

³Includes bonds, notes, loans, and the related premiums and discounts.

⁴Excludes note refinancing of \$15,000,000 in 2008 and 2009. Excludes note refinancing of \$34,600,000 in 2010.

FRANKLIN COUNTY, OHIO
 Assessed and Estimated Actual Value of Taxable Property
 Last Ten Years
 (Amounts in 000's)

Tax Year	Real Property		Personal Property		Public Utility Personal		Total			Total Direct Tax Rate
	Assessed Value ¹	Estimated Actual Value	Assessed Value	Estimated Actual Value	Assessed Value ⁶	Estimated Actual Value	Assessed Value	Estimated Actual Value	Ratio	
2001	\$ 18,749,004	\$ 53,568,583	\$ 2,579,141	² \$ 10,316,564	\$ 783,268	\$ 2,237,909	\$ 22,111,413	\$ 66,123,056	33.4%	\$ 74.36
2002	21,246,923	60,705,494	2,695,271	² 10,781,084	801,985	2,291,386	24,744,179	73,777,964	33.5%	75.79
2003	21,760,810	62,173,743	2,222,664	³ 9,261,100	788,157	2,251,877	24,771,631	73,686,720	33.6%	76.17
2004	22,266,430	63,618,371	2,148,071	³ 8,950,296	818,179	2,337,654	25,232,680	74,906,321	33.7%	85.44
2005	25,818,193	73,766,266	1,564,678	⁴ 6,519,492	785,224	2,243,497	28,168,095	82,529,255	34.1%	84.26
2006	26,439,904	75,542,582	1,117,739	⁵ 5,961,275	745,706	2,130,589	28,303,349	83,634,446	33.8%	85.44
2007	26,842,945	76,694,129	633,872	⁶ 5,070,976	553,977	1,582,791	28,030,794	83,347,896	33.6%	85.49
2008	27,348,397	78,138,277	77,630	⁷ 621,040	573,951	1,639,860	27,999,978	80,399,177	34.8%	92.87
2009	27,463,405	78,466,871	38,815	⁷ 776,300	594,286	1,697,960	28,096,506	80,941,131	34.7%	92.82
2010	27,338,073	78,108,780	-	⁷ -	646,261	1,846,460	27,984,334	79,955,240	35.0%	92.82

- 85 -

Source: Franklin County Auditor's Office

Notes: Total direct tax rate reflects total county rate and Columbus school district (largest district the County) per \$1,000 of assessed valuation.

¹ Assessed value = 35% of estimated actual value.

² Assessed value = 25% of estimated actual value.

³ Assessed value = 24% of estimated actual value.

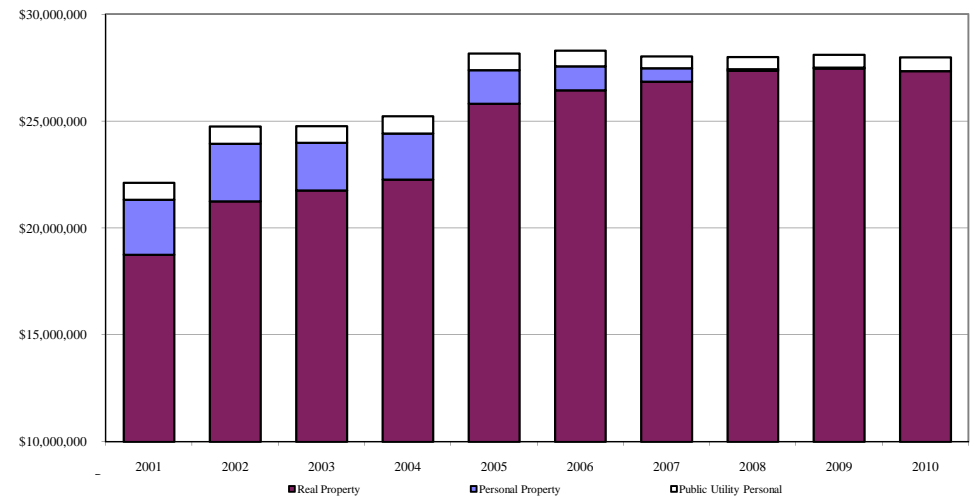
⁴ Assessed value = 18.75% of estimated actual value.

⁵ Assessed value = 12.50% of estimated actual value.

⁶ Assessed value = 6.25% of estimated actual value, telephone company property reclassified from Public Utilities to Personal Property.

⁷ Personal property tax eliminated except for telephone company property which will be phased out by calendar year 2011.

Assessed Value of Taxable Property



FRANKLIN COUNTY, OHIO
 Assessed Valuation of the County by Classification
 Last Ten Years
 (Amounts in 000's)

Table 6

Tax Year	Real Estate Classification								Personal Property Classification						Total Assessed Valuation	
	Residential/ Agricultural		Commercial/ Industrial		Public Utility Real Estate		Total Real Estate		General		Public Utility Personal		Total Personal Property			
	Amount	Percent of Total	Amount	Percent of Total	Amount	Percent of Total	Amount	Percent of Total	Amount	Percent of Total	Amount	Percent of Total	Amount	Percent of Total	Amount	Percent of Total
2001	\$ 12,372,774	55.96%	\$ 6,368,777	28.80%	\$ 7,453	0.03%	\$ 18,749,004	84.79%	\$ 2,579,141	11.66%	\$ 783,268	3.54%	\$ 3,362,409	15.21%	\$ 22,111,413	100.00%
2002	14,311,646	57.84%	6,928,334	28.00%	6,943	0.03%	21,246,923	85.87%	2,695,271	10.89%	801,985	3.24%	3,497,256	14.13%	24,744,179	100.00%
2003	14,734,182	59.48%	7,019,231	28.34%	7,397	0.03%	21,760,810	87.85%	2,222,664	8.97%	788,157	3.18%	3,010,821	12.15%	24,771,631	100.00%
2004	15,175,539	60.14%	7,083,514	28.07%	7,377	0.03%	22,266,430	88.24%	2,148,071	8.51%	818,179	3.24%	2,966,250	11.76%	25,232,680	100.00%
2005	18,363,757	65.19%	7,446,945	26.44%	7,491	0.03%	25,818,193	91.66%	1,564,678	5.55%	785,224	2.79%	2,349,902	8.34%	28,168,095	100.00%
2006	18,795,315	66.41%	7,635,997	26.98%	8,592	0.03%	26,439,904	93.42%	1,117,739	3.95%	745,706	2.63%	1,863,445	6.58%	28,303,349	100.00%
2007	19,036,047	67.91%	7,795,863	27.81%	11,034	0.04%	26,842,945	95.76%	633,872	2.26%	553,977	1.98%	1,187,849	4.24%	28,030,794	100.00%
2008	19,204,907	68.59%	8,133,402	29.05%	10,088	0.04%	27,348,397	97.67%	77,630	0.28%	573,951	2.05%	651,581	2.33%	27,999,978	100.00%
2009	19,257,307	68.54%	8,194,201	29.16%	11,897	0.04%	27,463,405	97.75%	38,815	0.14%	594,286	2.12%	633,101	2.25%	28,096,506	100.00%
2010	19,223,737	68.69%	8,102,547	28.95%	11,789	0.04%	27,338,073	97.69%	-	0.00%	646,261	2.31%	646,261	2.31%	27,984,334	100.00%

Source: Franklin County Auditor's Office.

FRANKLIN COUNTY, OHIO

Real Property Value and Construction

Last Ten Years

(Amounts in 000's)

Table 7

Tax Year	New Construction			Real Property Value		
	Residential/ Agricultural	Commercial/ Industrial	Total New Construction	Residential/ Agricultural ¹	Commercial/ Industrial/ Public Utility ¹	Tax-Exempt ²
2001	\$ 755,688	\$ 553,429	\$ 1,309,117	\$ 35,350,784	\$ 18,217,800	\$ 11,599,142
2002	902,251	494,123	1,396,374	40,890,417	19,815,077	13,178,663
2003	995,854	375,633	1,371,487	42,097,663	20,076,080	13,498,844
2004	1,061,898	436,245	1,498,143	43,358,683	20,259,689	14,034,765
2005	1,201,420	601,435	1,802,855	52,467,877	21,298,389	16,062,632
2006	1,091,652	651,470	1,743,122	53,700,901	21,841,683	16,380,748
2007	825,819	659,327	1,485,146	54,389,185	22,305,420	17,517,167
2008	647,957	510,716	1,158,673	54,871,163	23,267,114	19,648,076
2009	390,525	494,230	884,755	55,020,878	23,445,994	20,557,132
2010	308,213	445,046	753,259	54,924,965	23,183,818	21,692,792

Source: Franklin County Auditor's Office.

Notes: All are appraised values.

¹Years 2006 and forward include value and or class adjustments (e.g., homestead, current agricultural use valuation).

²Includes abated values.

FRANKLIN COUNTY, OHIO
 Property Taxes on a \$100,000
 Owner-Occupied Home or a Business
 City of Columbus / Columbus School District
 December 31, 2010

Table 8

Real estate taxes help finance your school district, your city, village or township, your public library, your parks and zoo, and various County services. In the example below, if your home or business has an appraised value of \$100,000 located in the City of Columbus and the Columbus City School District for tax year 2010, this is how the taxes will be distributed in calendar year 2011.

<u>Tax Recipient</u>	<u>Home</u>	<u>Business</u>
Columbus City Schools	\$ 1,240.95	\$ 1,864.73
Board of Developmental Disabilities	187.26	230.49
Children Services	144.44	171.38
City of Columbus	96.16	109.90
ADAMH Board	67.38	75.50
County General Fund	45.02	51.45
Columbus Public Library	85.75	98.00
Office on Aging	27.56	30.89
Zoological Park	19.64	24.82
Metro Parks	22.97	26.25
Total	<u>\$ 1,937.13</u>	<u>\$ 2,683.41</u>

Source: Franklin County Auditor's Office.

FRANKLIN COUNTY, OHIO

Table 9

Property Tax Rates - Direct and Overlapping Governments
(Per \$1,000 of Assessed Value)
Last Ten Years

	2001	2002	2003	2004	2005	2006	2007	2008	2009	2010
County:										
General Fund	\$ 1.47	\$ 1.47	\$ 1.47	\$ 1.47	\$ 1.47	\$ 1.47	\$ 1.47	\$ 1.47	\$ 1.47	\$ 1.47
Children Services	4.25	4.25	4.25	5.05	5.05	5.05	5.05	5.05	5.00	5.00
ADAMH Board	2.20	2.20	2.20	2.20	2.20	2.20	2.20	2.20	2.20	2.20
FCBDD	7.47	7.47	7.47	7.47	7.47	7.47	7.47	7.00	7.00	7.00
Zoological Park	0.75	0.75	0.75	0.75	0.75	0.75	0.75	0.75	0.75	0.75
Office on Aging	0.85	0.85	0.85	0.85	0.85	0.85	0.90	0.90	0.90	0.90
Total County rates	\$ 16.99	\$ 16.99	\$ 16.99	\$ 17.79	\$ 17.79	\$ 17.79	\$ 17.84	\$ 17.37	\$ 17.32	\$ 17.32
School districts:										
Bexley	\$ 111.10	\$ 109.72	\$ 113.00	\$ 109.50	\$ 108.45	\$ 108.30	\$ 108.25	\$ 108.25	\$ 108.25	\$ 114.75
Canal Winchester	62.80	61.20	61.05	61.00	61.25	61.25	61.25	62.93	77.75	78.16
Columbus	57.37	58.80	59.18	67.65	66.47	67.65	67.65	75.50	75.50	75.50
Dublin	65.22	64.60	64.60	64.60	72.50	72.50	72.50	72.50	80.40	80.40
Gahanna-Jefferson	61.24	60.90	61.19	60.14	59.24	66.95	65.80	66.78	66.73	66.73
Grandview Heights	82.17	92.12	92.33	92.45	101.28	100.50	100.80	101.10	100.90	105.05
Groveport-Madison	54.50	53.78	53.88	53.36	52.60	52.75	52.81	52.81	56.71	56.66
Hamilton	54.11	53.75	53.65	53.43	55.57	55.15	55.60	55.60	55.90	56.00
Hilliard	65.61	64.44	64.44	74.40	73.14	75.89	75.89	82.79	82.85	82.95
New Albany-Plain	52.03	50.17	59.19	58.10	56.16	65.16	65.10	64.40	66.95	67.15
Reynoldsburg	55.28	58.20	58.21	59.63	59.30	59.30	59.10	65.70	64.90	71.55
South-Western	56.61	56.44	56.43	55.23	64.67	64.55	64.45	65.00	72.45	72.55
Upper Arlington	89.52	89.15	89.11	96.24	95.88	95.88	102.08	102.08	102.08	102.08
Westerville	63.40	63.20	63.20	68.01	67.31	72.50	72.50	73.00	73.00	72.95
Whitehall	65.49	65.40	65.40	65.40	65.33	65.45	65.45	72.42	72.65	72.65
Worthington	78.38	77.88	77.71	84.56	83.23	83.23	83.23	83.14	87.04	88.54
School districts (out-of-County):										
Jonathan Alder	\$ 40.10	\$ 49.00	\$ 48.60	\$ 48.10	\$ 38.60	\$ 38.10	\$ 34.90	\$ 38.10	\$ 38.10	\$ 37.60
Licking Heights	48.10	47.53	47.52	47.52	48.50	48.52	47.07	47.00	46.24	46.22
Madison-Plains	35.45	35.45	40.45	40.45	48.45	48.45	48.45	48.45	48.45	48.45
Olentangy	49.80	50.56	50.50	61.00	62.00	62.00	62.00	70.72	70.72	70.72
Pickerington	70.10	70.10	78.00	77.50	77.05	80.75	80.35	79.85	80.25	80.82
Teays Valley	31.60	31.60	31.60	31.60	31.20	34.10	31.80	31.80	31.80	31.80
Joint vocational school districts:										
Central Ohio	\$ 1.10	\$ 0.50	\$ 0.50	\$ 0.50	\$ 0.50	\$ 1.30	\$ 1.30	\$ 1.30	\$ 1.30	\$ 1.30
Delaware County	3.20	3.20	3.20	3.20	3.20	3.20	3.20	3.20	3.20	3.20
Eastland	2.00	2.00	2.00	2.00	2.00	2.00	2.00	2.00	2.00	2.00
Licking County	2.00	3.00	2.80	3.00	3.00	3.00	3.00	2.50	2.50	2.52
Corporations:										
Bexley	\$ 5.35	\$ 7.85	\$ 7.85	\$ 7.85	\$ 7.85	\$ 7.85	\$ 7.85	\$ 7.85	\$ 7.85	\$ 7.85
Brice	3.20	3.20	3.20	3.20	3.20	3.20	3.20	3.20	3.20	3.20
Canal Winchester	2.00	2.00	2.00	2.00	2.00	2.00	2.00	2.00	2.00	2.00
Columbus	3.14	3.14	3.14	3.14	3.14	3.14	3.14	3.14	3.14	3.14
Dublin	2.97	2.97	2.96	2.96	2.95	2.95	2.95	2.95	2.95	2.95
Gahanna	2.40	2.40	2.40	2.40	2.40	2.40	2.40	2.40	2.40	2.40

FRANKLIN COUNTY, OHIO

Table 9

Property Tax Rates - Direct and Overlapping Governments
(Per \$1,000 of Assessed Value)
Last Ten Years

	2001	2002	2003	2004	2005	2006	2007	2008	2009	2010
Grandview Heights	10.70	10.70	10.70	10.70	10.70	10.70	10.70	10.70	10.70	10.95
Grove City	4.40	4.30	4.20	4.20	4.20	3.70	3.50	3.50	3.50	3.50
Groveport	1.40	1.40	1.40	1.40	1.40	1.40	1.40	1.40	1.40	1.40
Harrisburg	1.00	1.00	1.00	1.00	1.00	1.00	1.00	1.00	1.00	1.00
Hilliard	1.60	1.60	1.60	1.60	1.60	1.60	1.60	1.60	1.60	1.60
Lockbourne	2.50	2.50	2.50	2.50	2.50	2.50	2.50	2.50	2.50	2.50
Marble Cliff	0.35	0.35	0.35	0.35	0.35	0.35	0.35	0.35	0.35	0.35
Minerva Park	16.32	16.13	16.13	16.08	16.09	16.09	15.95	15.95	15.95	16.05
New Albany	1.72	1.73	1.94	1.94	1.94	1.94	1.94	1.94	1.94	1.94
New Rome	1.20	1.20	-	-	-	-	-	-	-	-
Obetz	1.70	1.70	1.70	1.70	1.70	1.70	1.70	1.70	1.70	1.70
Pickerington	7.80	7.80	7.80	7.80	7.80	7.80	7.80	7.80	7.80	7.80
Reynoldsburg	0.70	0.70	0.70	0.70	0.70	0.70	0.70	0.70	0.70	0.70
Riverlea	6.00	6.00	6.00	6.00	6.50	6.50	6.50	6.50	6.50	7.00
Upper Arlington	6.76	6.86	6.86	6.85	6.74	6.64	6.38	6.46	6.48	6.48
Urbancrest	0.60	0.60	0.60	0.60	0.60	0.60	0.60	0.60	0.60	0.60
Valleyview	24.53	24.53	24.53	24.53	24.53	22.53	22.53	22.53	22.53	22.53
Westerville	14.50	17.85	18.06	17.95	17.97	17.60	17.64	17.70	17.70	20.30
Whitehall	1.50	1.50	1.50	1.50	1.50	1.50	1.50	1.50	1.50	1.50
Worthington	3.00	3.00	3.00	3.00	3.00	5.00	5.00	5.00	5.00	5.00
Townships:										
Blendon	\$ 22.00	\$ 25.40	\$ 25.07	\$ 25.05	\$ 25.02	\$ 26.55	\$ 26.51	\$ 26.56	\$ 26.56	\$ 29.10
Brown	9.60	9.60	9.60	12.80	12.80	12.80	12.80	12.80	12.80	12.80
Clinton	25.64	25.64	25.64	25.64	25.64	31.14	31.14	29.74	29.74	29.74
Franklin	13.05	13.05	13.05	18.05	18.05	21.31	21.31	25.20	25.20	25.20
Hamilton	15.80	15.80	15.80	15.80	15.80	15.80	15.80	15.80	15.80	16.05
Jackson	20.20	20.20	20.20	20.20	20.20	20.20	20.20	20.20	20.20	20.20
Jefferson	10.50	10.37	10.37	10.28	10.21	10.09	9.12	9.17	9.17	9.17
Madison	21.80	21.80	21.80	21.80	21.80	21.80	21.80	21.80	21.80	21.80
Mifflin	21.80	21.80	21.80	22.80	22.80	22.80	22.80	26.80	24.80	24.80
Norwich	18.80	21.60	21.60	21.60	21.60	21.60	21.60	21.60	21.60	21.60
Perry	23.80	23.80	20.40	18.40	18.40	21.20	21.20	18.10	18.10	18.10
Plain	13.52	13.43	13.12	13.37	13.27	13.15	12.85	15.35	15.35	15.35
Pleasant	16.20	16.20	18.70	18.70	18.70	18.70	18.70	18.70	21.20	21.20
Prairie	14.20	14.20	14.20	14.20	14.20	18.20	18.20	18.20	18.20	18.20
Sharon	19.00	23.50	23.50	23.50	23.50	23.50	23.50	23.50	23.50	23.50
Truro	12.65	16.65	16.65	16.65	16.65	16.65	16.65	16.65	16.65	16.65
Washington	20.00	20.00	20.00	19.99	19.99	19.95	14.47	14.48	14.48	15.45
Other units:										
Bexley Public Library	\$ -	\$ -	\$ -	\$ -	\$ -	\$ -	\$ -	\$ -	\$ 1.50	\$ 1.50
Columbus Metropolitan Library	2.20	2.20	2.20	2.20	2.20	2.20	2.20	2.20	2.20	2.80
Grandview Heights Public Library	4.70	4.70	4.70	4.70	4.70	4.70	4.70	4.70	4.70	4.70
Delaware County District Library	0.18	0.15	0.12	0.09	0.08	0.07	0.06	0.04	1.03	1.00
Metropolitan Park District	0.65	0.65	0.65	0.65	0.65	0.65	0.65	0.65	0.65	0.75
New Albany-Plain Park Distric	0.75	0.75	1.27	1.87	1.72	1.72	1.69	1.69	1.69	1.69
Pickerington Public Library	-	-	-	-	-	-	-	-	0.75	0.75
Plain City Public Library	-	-	-	-	-	-	-	-	0.75	0.75
Southwest Public Library	-	-	-	-	-	-	-	-	-	1.00
Upper Arlington Public Library	1.00	2.00	2.00	2.00	2.00	2.00	2.00	2.00	2.00	2.00
Westerville Public Library	-	0.80	0.80	0.80	0.80	0.80	0.80	0.80	0.80	0.80
Worthington Public Library	2.20	2.20	2.20	2.20	4.80	4.80	4.80	4.80	4.80	4.80

FRANKLIN COUNTY, OHIO
Principal Property Taxpayers
As of December 31, 2010 and December 31, 2001
(Amounts in 000's)

Table 10

2010					2001				
Taxpayer	Assessed Valuation	Rank	Percent of Total	Rank in 2001	Taxpayer	Assessed Valuation	Rank	Percent of Total	
Public utilities:					Public utilities:				
Columbus Southern Power Company	\$ 543,514	1	1.94%	1	Columbus Southern Power Company	\$ 398,426	1	1.80%	
Columbia Gas of Ohio Inc.	72,506	2	0.26%	3	Ohio Bell Telephone Company	182,568	2	0.83%	
American Electric Power	26,331	3	0.09%	-	Columbia Gas of Ohio Inc.	56,471	3	0.26%	
					New Par	22,585	4	0.10%	
Real estate:					Real estate:				
Nationwide Mutual Insurance Company	71,765	1	0.26%	1	Nationwide Mutual Insurance Company	102,879	1	0.47%	
Distribution Land Corp.	70,123	2	0.25%	4	Huntington Center Associates	48,685	2	0.22%	
OhioHealth Corp	65,479	3	0.23%	-	Capitol South Community Urban Redevelopment	48,041	3	0.22%	
Duke Realty LP	47,739	4	0.17%	5	Distribution Land Corp.	42,893	4	0.19%	
Huntington Center	39,830	5	0.14%	2	Duke Realty LP	35,970	5	0.16%	
New Albany Company LLC	32,230	6	0.12%	7	American Electric Power	31,695	6	0.14%	
Olentangy Commons	20,405	7	0.07%	-	New Albany Company	30,174	7	0.14%	
Private Individual	20,377	8	0.07%	-	State Teachers Retirement Board of Ohio	29,663	8	0.13%	
Grant/Riverside Methodist	19,583	9	0.07%	-	Equitable Life Assurance	28,032	9	0.13%	
Anheuser Busch, Inc.	19,209	10	0.07%	-	Eastrich No. 167 Corporation	21,700	10	0.10%	
All others	<u>26,935,243</u>		<u>96.26%</u>		All others	<u>21,031,631</u>		<u>95.11%</u>	
Total	<u><u>\$ 27,984,334</u></u>		<u><u>100.00%</u></u>		Total	<u><u>\$ 22,111,413</u></u>		<u><u>100.00%</u></u>	

Source: Franklin County Auditor's Office.

FRANKLIN COUNTY, OHIO

Property Tax Levies and Collections

Last Ten Years

(Amounts in 000's)

Table 11

Fiscal Year	Equalized Tax Levy ¹	Current Tax Collections ²	Percent of Levy Collected	Delinquent Tax Collections	Total Tax Collections ³	Percent of Total Collections to Levy	Outstanding Delinquent Taxes	Outstanding Delinquent Taxes to Levy
2001	\$ 314,141	\$ 301,641	96.0%	\$ 10,548	\$ 312,189	99.4%	\$ 27,843	8.9%
2002	319,340	302,203	94.6%	13,132	315,335	98.7%	28,615	9.0%
2003	342,578	324,408	94.7%	14,637	339,045	99.0%	29,103	8.5%
2004	346,556	326,932	94.3%	16,739	343,671	99.2%	23,635	6.8%
2005	380,805	358,907	94.2%	13,005	371,912	97.7%	25,711	6.8%
2006	389,647	362,824	93.1%	14,908	377,732	96.9%	29,600	7.6%
2007	412,301	379,278	92.0%	15,568	394,846	95.8%	31,988	7.8%
2008	416,640	374,242	89.8%	14,927	389,169	93.4%	42,040	10.1%
2009	447,022	398,990	89.3%	16,473	415,463	92.9%	44,455	9.9%
2010	474,325	428,864	90.4%	16,288	445,152	93.8%	40,464	8.5%

Source: Franklin County Auditor's Office.

Notes: ¹Levy before adjustment for exempt valuation.

²Current tax collections include state reimbursement for homestead/roll-back.

³Total tax collections include state reimbursement for homestead/roll-back.

FRANKLIN COUNTY, OHIO
 Property Tax Levies - Voted and Unvoted
 (Per \$1,000 of Assessed Value)
 As of December 31, 2010 and December 31, 2001

	2010 ¹					
	Full Tax Rate	Effective Rate Res/Agr	Effective Rate Com/Ind	Year of Election	Beginning Year of Collection	Final Year of Collection
General Fund	\$ 1.47	\$ 1.470000	\$ 1.470000			
Children Services	1.90	1.616314	1.796512	2004	2005	2014
Children Services	3.10	3.100000	3.100000	2009	2010	2019
ADAMH Board	2.20	2.200000	2.157064	2005	2007	2016
Board of Developmental Disabilities	3.50	2.614678	3.153846	2001	2003	2012
Board of Developmental Disabilities	3.50	3.500000	3.431694	2008	2009	IND
Zoological Park	0.75	0.641352	0.709149	2004	2006	2015
Office on Aging	0.90	0.900000	0.882435	2007	2008	2012
Total	\$ 17.32	\$ 16.042344	\$ 16.700700			
	2001 ¹					
	Full Tax Rate	Effective Rate Res/Agr	Effective Rate Com/Ind	Year of Election	Beginning Year of Collection	Final Year of Collection
General Fund	\$ 1.47	\$ 1.470000	\$ 1.470000			
Children Services	1.10	0.858034	0.966782	1996	1997	2004
Children Services	3.15	2.710814	2.878126	1999	2000	2009
ADAMH Board	2.20	1.716068	1.933564	1996	1997	2006
Board of Developmental Disabilities	1.00	0.330760	0.443754	1977	1978	IND ²
Board of Developmental Disabilities	0.65	0.311915	0.399070	1982	1983	IND ²
Board of Developmental Disabilities	3.50	2.378435	3.053785	1992	1993	2002
Board of Developmental Disabilities	2.32	1.986384	2.106140	1998	1999	2008
Zoological Park	0.75	0.581390	0.659169	1995	1996	2005
Office on Aging	0.85	0.724201	0.768829	1997	1998	2002
Total	\$ 16.99	\$ 13.068001	\$ 14.679219			

Source: Franklin County Auditor's Office

Notes: ¹Tax rates displayed are for tax years 2010 and 2001, to be collected in 2011 and 2002 respectively.

²While authority exists to collect this levy because the levy was voted as a continuing levy, the County has opted to discontinue collection of this levy due to the passage of the 2008 FCBDD levy.

FRANKLIN COUNTY, OHIO
 Other Major General Fund Revenue Sources
 Last Ten Years
 (Amounts in 000's)

Table 13

County sales tax:

The County imposed a one-half percent sales tax effective September 1, 1985, and an additional permanent one-fourth percent effective October 1, 2005. A temporary one-fourth percent sales tax became effective October 1, 2005, and expired December 31, 2007. The sales tax may be repealed if a majority of voters approve the repeal at a general election. The question of repeal must be placed on the ballot by a petition signed by qualified voters equal in number to 10% of those voting for governor in the last gubernatorial election. No such petition has been filed with the County Board of Elections.

Local government fund:

The Ohio local government fund was created by statute and is comprised of designated state revenues, which are distributed to each county and then allocated among the county and cities, villages and townships in the county on the basis of statutory formulas.

The following table shows sales tax and local government fund revenue for the County's General Fund:

Fiscal Year	Sales Tax	Local Government Fund
2001	\$ 81,139	\$ 28,961
2002	79,423	26,913
2003	82,728	27,213
2004	85,718	25,593
2005	105,886	27,184
2006	175,343	27,184
2007	177,398	24,223
2008	130,723	26,383
2009	124,249	22,229
2010	130,876	23,600

Source: Franklin County Auditor's Office.

Note: Fiscal Year 2002 and later reflect accrual basis of accounting as reported in the government-wide financial statements.

FRANKLIN COUNTY, OHIO
Ratios of Outstanding Debt by Type
Last Ten Years
(Amounts in 000's, Except Per Capita)

Table 14

Fiscal Year	Governmental Activities					Business-type Activities			Total Primary Government	Personal Income			Debt Per Capita
	General Obligation Bonds and Notes	Special Obligation Bonds and Notes	Loans	Capital Leases	Total	Bonds	Loans	Total		Total ¹	Percentage	Population ²	
2001	\$ 149,795	\$ -	\$ 3,887	\$ 1,610	\$ 155,292	\$ 8,700	\$ 3,035	\$ 11,735	\$ 167,027	\$ 34,829,000	0.48%	1,088,445	\$ 153.45
2002	142,405	-	4,105	1,294	147,804	8,020	2,884	10,904	158,708	36,219,000	0.44%	1,101,225	144.12
2003	132,245	-	3,809	1,642	137,696	7,135	2,724	9,859	147,555	36,701,000	0.40%	1,114,159	132.44
2004	124,560	-	2,912	1,044	128,516	6,440	2,553	8,993	137,509	38,020,000	0.36%	1,131,895	121.49
2005	131,490	-	2,014	936	134,440	5,705	5,435	11,140	145,580	39,800,000	0.37%	1,144,820	127.16
2006	122,805	-	2,416	579	125,800	4,950	6,752	11,702	137,502	41,582,000	0.33%	1,153,926	119.16
2007	239,925	42,500	2,468	1,669	286,562	3,880	6,683	10,563	297,125	43,699,000	0.68%	1,160,300	256.08
2008	229,835	42,500	4,761	1,409	278,505	2,770	6,426	9,196	287,701	46,108,000	0.62%	1,164,725	247.01
2009	261,420	42,500	5,996	1,175	311,091	1,895	6,443	8,338	319,429	46,720,000	0.68%	1,167,641	273.57
2010	279,805	38,865	5,635	890	325,195	9,740	6,519	16,259	341,454	48,999,000	0.70%	1,173,158	291.06

Source: Franklin County Auditor's Office.

Notes: ¹ Estimated based on information provided by Woods & Poole Economics.

² Estimates by Mid-Ohio Regional Planning Commission, except for 2000, which was provided by the U.S. Department of Commerce, Bureau of the Census.

FRANKLIN COUNTY, OHIO
Ratios of General Bonded Debt Outstanding
Last Ten Years
(Amounts in 000's)

Table 15

Tax Year	Population ^{1,2}	Assessed Value	Gross Bonded Debt ³	Less Unreserved Debt Service Funds ⁴	Less Debt Supported by Non-Tax Revenues ⁵	Net General Bonded Debt	Ratio of Net General Bonded Debt to Assessed Value	Net General Bonded Debt per Capita ²
2001	1,088,445	\$ 22,111,413	\$ 157,000	\$ 1	\$ 16,100	\$ 140,899	0.637%	\$ 129.45
2002	1,101,225	24,744,179	149,180	1	14,400	134,779	0.545%	122.39
2003	1,114,159	24,771,631	139,380	30	12,485	126,865	0.512%	113.87
2004	1,131,895	25,232,680	131,000	29	10,740	120,231	0.476%	106.22
2005	1,144,820	28,168,095	137,195	30	8,880	128,285	0.455%	112.06
2006	1,153,926	28,303,349	127,755	41	7,925	119,789	0.423%	103.81
2007	1,160,300	28,030,794	271,305	33	34,145	237,127	0.846%	204.37
2008	1,164,725	27,999,978	260,105	-	32,825	227,280	0.812%	195.14
2009	1,167,641	28,096,506	290,815	2	31,725	259,088	0.922%	221.89
2010	1,173,158	27,984,334	316,410	-	48,010	268,400	0.959%	228.78

Sources: ¹ Estimates by Mid-Ohio Regional Planning Commission.

² Population and Net Bonded Debt per Capita amounts are not in thousands.

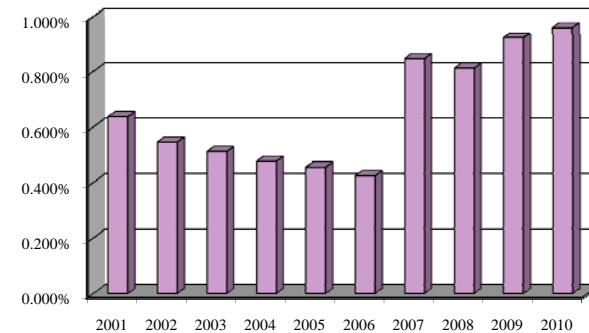
³ Gross Bonded Debt does not include unamortized bond premiums or deferred charges, and is calculated as below for 2010:

General obligation bonds	\$ 279,805
Special obligation bonds	26,865
Bonds supported by enterprise revenues	9,740
	<u>\$ 316,410</u>

⁴ Resources available in the general obligation debt service fund to pay principal of outstanding debt.

⁵ Includes bonds supported by enterprise revenues, leases, and special obligations payable from non-tax revenues.

Ratio of Net Bonded Debt to Assessed Value



FRANKLIN COUNTY, OHIO

Computation of Legal Debt Margin
Last Ten Years
(Amounts in 000's)

	2001	2002	2003	2004	2005	2006	2007	2008	2009	2010
Total assessed property value	\$ 22,111,413	\$ 24,744,179	\$ 24,771,631	\$ 25,232,680	\$ 28,168,095	\$ 28,303,349	\$ 28,030,794	\$ 27,999,978	\$ 28,096,506	\$ 27,984,334
Total debt limit:										
Debt limit of assessed value ¹	\$ 551,285	\$ 617,104	\$ 617,791	\$ 629,317	\$ 702,702	\$ 706,084	\$ 699,270	\$ 698,499	\$ 700,913	\$ 698,108
Amount of debt applicable to limit:										
General obligation bonds and notes	99,315	95,281	88,439	84,926	90,205	85,750	202,140	196,265	210,120	230,395
Less amount available in debt service fund	(1)	(1)	(30)	(29)	(30)	(41)	(33)	-	(2)	-
Amount of debt subject to limit	99,314	95,280	88,409	84,897	90,175	85,709	202,107	196,265	210,118	230,395
Legal debt margin	\$ 451,971	\$ 521,824	\$ 529,382	\$ 544,420	\$ 612,527	\$ 620,375	\$ 497,163	\$ 502,234	\$ 490,795	\$ 467,713
Legal debt margin as a percentage of the debt limit	81.98%	84.56%	85.69%	86.51%	87.17%	87.86%	71.10%	71.90%	70.02%	67.00%
Unvoted debt limit:										
Unvoted debt limit of assessed value ²	\$ 221,114	\$ 247,442	\$ 247,716	\$ 252,327	\$ 281,681	\$ 283,033	\$ 280,308	\$ 280,000	\$ 280,965	\$ 279,843
Amount of debt subject to limit	99,314	95,280	88,409	84,897	90,175	85,709	202,107	196,265	210,118	230,395
Unvoted legal debt margin	\$ 121,800	\$ 152,162	\$ 159,307	\$ 167,430	\$ 191,506	\$ 197,324	\$ 78,201	\$ 83,735	\$ 70,847	\$ 49,448
Unvoted legal debt margin as a percentage of the unvoted debt limit	55.08%	61.49%	64.31%	66.35%	67.99%	69.72%	27.90%	29.91%	25.22%	17.67%

Notes: ¹ Debt limit is a total of a sum equal to three percent of the first \$100,000,000 of the assessed valuation plus one and one-half percent of such valuation in excess of \$100,000,000 and not in excess of \$300,000,000 plus two and one-half percent of such valuation in excess of \$300,000,000.

² Debt limit is one percent of total assessed valuation.

³ General obligation bonds, notes and loans subject to debt limit calculations:

Governmental activities:	
General obligation bonds	\$ 279,805
Taxable special obligation bonds and notes	38,865
Loans	5,635
	<u>324,305</u>
Business-type activities:	
General obligation bonds	9,740
Loans	6,519
	<u>16,259</u>
Total outstanding debt	340,564
Exemptions:	
Self-supported debt	57,214
Used for jail construction or renovation	5,505
Used for construction of solid waste facilities	9,315
Used for energy conservation measures	22,755
Used for road or bridge construction	15,380
Total exemptions	<u>110,169</u>
Net debt	<u>\$ 230,395</u>

FRANKLIN COUNTY, OHIO
 Outstanding Debt
 As of December 31, 2010 and December 31, 2001
 (Amounts in 000's)

Table 17

2010	2001
Total debt outstanding: \$ 340,564	Total debt outstanding: \$ 169,694
Exempt debt:	Exempt debt:
Series 2003 refunding ¹ 3,390	General bond retirement unreserved fund balance 1
Series 2005 road improvements 2,790	Paid for by a political subdivision 7,737
Series 2005 refunding ² 14,490	Used for jail construction or renovation 23,765
Series 2007 road improvements 3,940	Solid waste authority facilities 17,505
Stadium facility project bonds 26,865	Voting machines 1,495
Stadium facility project notes 12,000	Other self supporting debt 15,990
Energy conservation bonds 22,755	Governmental activity - OPWC loans 3,887
Series 2010 Sanitary sewer 8,770	Business-type activity - OPWC/OWDA loans <u>3,035</u>
Series 2010 County engineer building 3,015	
Governmental activity - OPWC loans 5,635	
Business-type activity - OPWC/OWDA loans <u>6,519</u>	
Total exempt debt <u>110,169</u>	Total exempt debt <u>73,415</u>
Total non-exempt debt³ <u>\$ 230,395</u>	Total non-exempt debt <u>\$ 96,279</u>

Source: Franklin County Auditor's Office.

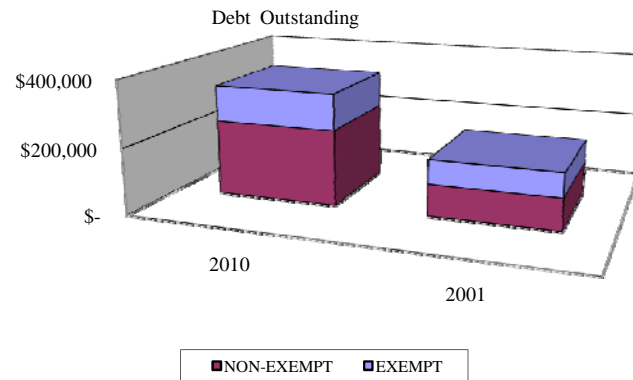
Notes: ¹Exempt portion of series 2003 refunding bonds includes:

Juvenile detention center	\$ 2,420
Detention center garage	970
	<u>\$ 3,390</u>

²Exempt portion of series 2005 refunding bonds includes:

Solid Waste Authority	\$ 9,315
Corrections center	3,085
Maryhaven facility	2,090
	<u>\$ 14,490</u>

³All of the County's outstanding non-exempt debt is in the form of bonds.



FRANKLIN COUNTY, OHIO
 Computation of Direct and Overlapping Debt
 As of December 31, 2010
 (Amounts in 000's)

Table 18

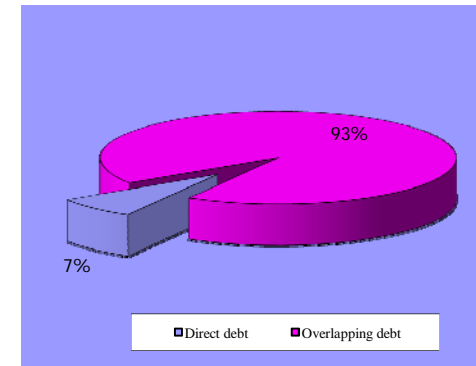
Political Subdivision ²	Debt Outstanding	Estimated Percentage Applicable ¹	Estimated Share of Overlapping Debt ¹
Direct debt:			
Franklin County	\$ 318,670	100.0%	\$ 318,670
Entities wholly within County:			
Cities	185,340	100.0%	185,340
Villages	28,035	100.0%	28,035
Townships	5,326	100.0%	5,326
School districts	671,165	100.0%	671,165
Entities partially within County:			
Cities	2,562,201	91.9%	2,354,663
Villages	43,485	96.0%	41,746
Townships	1,875	84.1%	1,577
School districts	1,369,760	60.4%	827,335
Special district	109,700	81.1%	88,967
Total overlapping debt	<u>4,976,887</u>		<u>4,204,154</u>
Total direct and overlapping debt	<u>\$ 5,295,557</u>		<u>\$ 4,522,824</u>

Source: Debt schedules submitted by political subdivisions to the Franklin County Budget Commission and Settlement Division and the Ohio Municipal Advisory Council.

Note: ¹Some political subdivisions are not wholly located within the legal boundaries of Franklin County. For those entities, the amount applicable to Franklin County is determined by dividing the assessed valuation of the Franklin County portion of the subdivision by the total assessed valuation. 2010 tax year valuations were used. Major entities partially within Franklin County include the cities of Columbus, Dublin, Pickerington, Reynoldsburg, and Westerville, along with their respective school districts.

²Direct debt of Franklin County includes the following:

Governmental activities:	
General obligation bonds and notes	\$ 279,805
Special obligation bonds and notes	38,865
	<u>\$ 318,670</u>



FRANKLIN COUNTY, OHIO
Pledged Revenue Coverage for Special Obligations
Last Ten Years
(Amounts in 000's)

Table 19

Tax Year	Licenses and Permits	Fees and Charges for Services	Fines and Forfeitures	Investment Income	Other Revenues	Sales of Capital Assets	Net Available Revenue	Debt Service		Coverage
								Principal ¹	Interest	
2001	\$ 411	\$ 45,479	\$ 572	\$ 43,456	\$ 5,048	\$ 102	\$ 95,068	\$ -	\$ -	\$ -
2002	447	52,764	606	24,223	4,082	106	82,228	-	-	-
2003	598	54,248	954	12,307	5,284	189	73,580	-	-	-
2004	782	50,871	681	10,875	4,386	193	67,788	-	-	-
2005	694	53,810	868	16,799	3,572	70	75,813	-	-	-
2006	558	50,602	790	35,032	10,570	76	97,628	-	-	-
2007	468	48,469	729	50,601	3,417	3	103,687	-	135	768.1
2008	455	48,019	598	43,286	4,308	105	96,771	-	2,035	47.6
2009	402	43,406	1,655	15,550	3,679	115	64,807	-	2,131	30.4
2010	445	49,903	1,356	16,508	5,516	69	73,797	3,635	1,969	13.2

Source: Franklin County Auditor's Office.

Note:

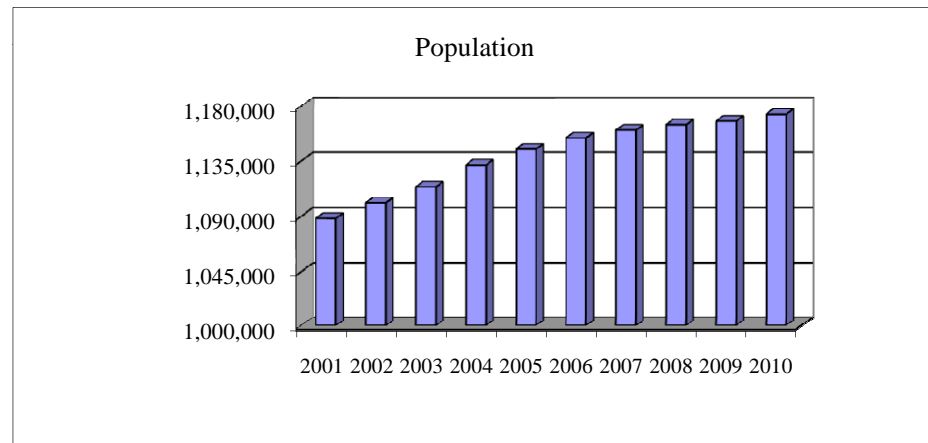
The County issued \$27,500,000 taxable special obligation bonds and \$15,000,000 taxable special obligation notes to pay a portion of the cost of acquiring, constructing, installing, and equipping a county park and recreation facility, including a baseball stadium. The special obligation bonds and notes do not represent general obligation debt or a pledge of the full faith and credit or taxing power of the County. The special obligations are payable solely from, and secured by, a pledge of project revenues and the above non-tax General Fund revenues of the County. As of December 31, 2010, \$26,865,000 of the bonds and \$12,000,000 of the notes remain outstanding.

¹ Does not include principal payments due to refinancing of bond anticipation notes.

FRANKLIN COUNTY, OHIO
Demographic and Economic Statistics
Last Ten Years

Table 20

Year	Demographics				Average Unemployment Rates ⁴		
	Population ¹	Per Capita Income ²	Median Age ²	K-12 School Enrollment ³	Franklin County	State of Ohio	United States
2001	1,088,445	\$ 32,170	32.8	197,828	3.4%	4.4%	4.7%
2002	1,101,225	33,294	33.0	199,439	5.0%	5.7%	5.8%
2003	1,114,159	33,576	33.4	194,365	5.3%	6.2%	6.0%
2004	1,131,895	34,664	33.7	204,254	5.5%	6.2%	5.5%
2005	1,144,820	36,135	34.1	207,702	5.2%	5.9%	5.1%
2006	1,153,926	37,492	34.2	208,154	4.7%	5.5%	4.6%
2007	1,160,300	39,083	34.2	207,859	4.7%	5.6%	4.6%
2008	1,164,725	40,009	34.4	208,115	5.5%	6.5%	5.8%
2009	1,167,641	41,077	34.6	201,833	8.3%	11.8%	10.6%
2010	1,173,158	39,473	33.6	201,738	8.5%	10.1%	9.8%



Source: ¹ Estimates by Mid-Ohio Regional Planning Commission.

² 2010 Projections provided by Woods & Poole Economics Inc.

³ Ohio Department of Education, Division of Information Management Services.

⁴ Ohio Department of Job and Family Services, Ohio Labor Market Information.

FRANKLIN COUNTY, OHIO

Table 21

Principal Employers

As of December 31, 2010 and December 31, 2001

Employer	Principal Business	2010		Percentage of Total Employment	Rank in 2001
		Number of Employees	Rank		
State of Ohio	Government	25,608	1	4.57%	1
The Ohio State University	Education	23,093	2	4.12%	2
JP Morgan Chase (formerly Bank One)	Finance	16,975	3	3.03%	5
Nationwide	Insurance	11,235	4	2.00%	4
Ohio Health (formerly Grant/Riverside)	Health Care	7,810	5	1.39%	8
Federal Government/U.S. Postal Service	Government	7,770	6	1.39%	3
City of Columbus	Government	7,739	7	1.38%	7
Columbus City School District	Education	7,095	8	1.27%	6
Franklin County	Government	5,882	9	1.05%	10
Mount Carmel Health	Health Care	5,701	10	1.02%	14
Total principal employers		118,908		21.22%	
Total employment within the County		560,600		100.00%	

Employer	Principal Business	2001		Percentage of Total Employment	Rank in 2010
		Number of Employees	Rank		
State of Ohio	Government	27,610	1	4.79%	1
The Ohio State University	Education	18,089	2	3.14%	2
Federal Government/U.S. Postal Service	Government	14,263	3	2.47%	6
Nationwide	Finance	10,947	4	1.90%	4
Bank One	Finance	10,072	5	1.75%	3
Columbus City School District	Education	8,821	6	1.53%	8
City of Columbus	Government	8,368	7	1.45%	7
Grant/Riverside	Health Care	7,251	8	1.26%	5
Limited, Inc.	Retail	7,200	9	1.25%	12
Franklin County	Government	6,076	10	1.05%	9
Total principal employers		118,697		20.59%	
Total employment within the County		576,300		100.00%	

Source: Business First, Book of Lists, 2010. Franklin County adjusted to reflect reporting entity.

FRANKLIN COUNTY, OHIO
County Government Employees by Function/Activity
Last Six Years

Table 22

	2005 ¹	2006	2007	2008	2009	2010
General government:						
Commissioners	25.5	23.5	23.0	25.5	26.5	29.0
Purchasing	14.0	13.0	15.0	16.0	17.0	18.0
Public facilities management	215.5	209.5	235.5	218.5	216.5	227.5
Fleet management	8.0	8.0	7.0	7.0	8.0	8.0
Human resources	20.0	21.0	23.0	24.0	28.0	25.0
Auditor	115.0	114.0	117.0	117.0	119.5	114.5
Data center	64.5	65.5	66.5	65.5	65.5	66.5
Recorder	58.0	58.0	59.0	59.0	57.0	50.5
Treasurer	47.0	46.0	44.5	47.0	46.5	46.0
Board of elections	95.5	51.0	51.0	50.0	65.0	64.0
Clerk of courts	227.0	222.0	224.5	224.5	225.0	216.5
Judicial:						
Prosecuting attorney	193.5	199.5	195.5	202.0	200.5	189.5
Public defender	141.5	140.0	140.0	142.5	147.0	146.5
Court of appeals	38.0	39.0	39.0	40.0	40.0	36.0
Common pleas court ²	285.0	212.5	223.5	231.0	230.0	232.0
Domestic and juvenile court	358.0	353.0	355.5	371.5	365.5	346.5
Probate court	49.5	50.5	48.5	48.0	50.0	49.0
Municipal court ³	20.0	20.0	22.5	23.5	24.5	25.0
Law library	-	-	-	-	-	6.5
Public safety:						
Coroner	27.0	28.5	29.5	28.0	30.0	30.5
Sheriff	839.5	834.0	839.5	869.5	866.0	861.5
Emergency management agency	7.0	8.5	6.5	9.0	10.5	9.5
Animal care and control	54.5	55.5	52.5	61.5	60.0	56.5
Homeland security and justice programs unit	5.0	4.5	2.0	5.5	8.0	9.0
Human services:						
Veterans service commission	17.5	19.5	20.5	19.5	20.5	19.5
Office on aging	75.0	73.0	76.0	85.0	87.0	86.0
Job and family services	616.5	616.0	644.0	650.5	621.0	618.5
Children services	717.0	710.0	699.0	692.5	682.5	714.5
Child support enforcement agency	274.0	258.0	257.0	261.0	270.0	267.0
Health:						
FCBDD	1,251.5	1,299.5	1,263.0	1,266.5	1,296.5	1,275.5
ADAMH board	59.0	54.0	58.0	58.0	53.5	47.5
Public works:						
Engineer	178.0	180.5	175.0	186.5	179.0	182.0
Community and economic development:						
Economic development and planning	14.0	15.0	19.0	20.0	20.0	21.5
Water and sewer operations:						
Sanitary engineer	12.0	11.0	15.0	15.0	14.0	15.0
Parking facilities operations:						
Public facilities management:	8.0	8.5	8.5	7.5	8.5	9.0
Total	6,131.0	6,022.0	6,055.5	6,148.0	6,159.0	6,119.5

Source: Franklin County Auditor's Office.

Method: 1.0 for each full time and .5 for each part-time employee. Includes 5,882 full-time employees and 237.5 full-time equivalents for part-time employees as of 12/31/2010.

Notes: ¹ The County implemented GASB Statement No. 44, which revised the statistical tables in 2005; information for this table has only been compiled since that year.

² Total employment decline from 2005 to 2006 due to CBCF becoming independent from Common Pleas Court.

³ The County pays a portion of the salaries for judges and magistrates; in general, municipal court employees are paid by the City of Columbus.

FRANKLIN COUNTY, OHIO
 Operating Indicators and Capital Asset Statistics
 Last Nine Years

Table 23

	2002	2003	2004	2005	2006	2007	2008	2009	2010
General government:									
Commissioners:									
Number of resolutions presented	1,317	1,184	1,122	1,060	969	1,117	1,078	1,022	989
Purchasing:									
Number of purchase orders issued	11,143	11,037	10,800	9,832	8,725	8,251	8,168	7,981	8,441
Public facilities management:									
Number of buildings maintained									
County owned	21	22	22	22	22	22	22	24	24
Non-county owned	8	8	8	8	8	10	10	10	10
Fleet management:									
Number of titled vehicles	402	402	387	382	398	374	336	350	345
Human resources:									
Number of workers compensation claims on file	467	435	474	387	393	410	394	411	462
Auditor:									
Real estate									
Number of parcels on file	389,083	396,047	401,998	408,694	416,875	425,429	433,051	435,356	437,762
Fiscal services									
Number of payment requests processed	N/A	374,733	389,992	382,403	395,030	397,216	403,001	401,461	395,350
Data center:									
Number of users supported	3,864	4,136	4,237	4,237	3,497	3,557	3,582	3,634	3,654
Recorder:									
Number of deeds recorded	53,616	57,584	58,922	57,458	54,570	48,596	42,449	39,021	39,962
Number of mortgages recorded	114,763	146,944	101,241	93,601	80,445	64,223	47,634	51,174	48,954
Board of elections:									
Number of registered voters	706,668	724,851	845,720	736,789	766,652	776,785	846,343	842,186	811,831
Number of voters last general election	285,685	185,469	533,575	217,725	385,863	184,922	564,971	264,406	388,698
Percentage of registered voters that voted	40.4%	25.6%	63.1%	29.6%	50.3%	23.8%	66.8%	31.4%	47.9%
Clerk of courts:									
Number of titles processed	656,738	672,785	650,813	654,465	637,265	633,436	610,592	569,288	527,157
Judicial:									
Prosecuting attorney:									
Number of criminal cases set for trial	N/A	29,020	31,109	33,482	35,322	38,765	39,107	38,239	37,097
Number of civil cases opened	N/A	275	556	595	625	619	580	605	519
Public defender:									
Number of cases filed	63,064	77,118	73,114	66,570	67,275	68,786	64,396	61,709	66,173
Court of appeals:									
Number of cases filed	1,446	1,291	1,388	1,374	1,306	1,085	1,128	1,217	1,208
Common pleas court:									
Number of civil cases filed ¹	14,595	14,294	13,825	14,891	56,489	53,437	67,956	74,397	72,211
Number of criminal cases filed	7,530	8,747	8,442	8,874	11,578	10,771	10,553	9,329	9,123
Number of domestic cases filed	6,029	5,859	6,093	6,136	6,405	6,545	6,558	6,998	7,049
Number of court rooms	17	17	17	17	17	17	17	17	17
Domestic and juvenile court:									
Number of cases filed	15,102	15,005	15,290	16,209	25,271	23,959	22,196	17,308	21,496

¹Increase in civil cases filed reflects cases referred by Attorney General to assist them with a backlog.

(Continued on next page)

FRANKLIN COUNTY, OHIO
 Operating Indicators and Capital Asset Statistics
 Last Nine Years

Table 23

	2002	2003	2004	2005	2006	2007	2008	2009	2010
Probate court:									
Number of civil cases filed	256	267	288	292	288	305	247	300	286
Number of court rooms	1	1	1	1	1	1	1	1	2
Municipal court:									
Number of civil cases filed	38,625	41,626	43,286	45,372	56,001	60,728	52,772	47,604	52,085
Number of criminal cases filed	161,901	169,548	158,454	164,095	163,092	166,501	151,875	150,983	129,720
Number of small claims cases filed	11,148	11,247	9,567	9,064	9,121	9,657	8,436	8,348	7,147
Number of court rooms	16	16	16	16	16	16	16	16	16
Public safety:									
Coroner:									
Number of autopsies performed	1,279	1,462	1,375	1,423	1,168	1,071	967	951	1,150
Sheriff:									
Jail operation									
Average daily jail census	2,238	2,409	2,342	2,366	2,385	2,319	2,156	1,957	1,899
Prisoners booked	41,339	40,349	39,668	40,266	43,671	41,206	38,112	34,595	31,386
Prisoners released	41,009	40,295	39,779	40,271	40,054	41,166	38,141	34,535	31,227
Enforcement									
Number of incidents reported	N/A	N/A	N/A	148,227	158,001	143,291	148,582	160,769	157,067
Number of enforcement actions	N/A	N/A	N/A	33,105	39,069	34,866	35,198	35,340	32,880
Number of civil papers served	127,700	121,618	135,760	132,491	131,618	139,878	125,549	135,077	112,360
Number of runs dispatched	253,890	233,110	221,512	358,245	381,317	478,030	329,629	293,831	309,883
Number of Sheriff's vehicles	176	174	192	180	195	192	194	209	204
Emergency management agency:									
Number of emergency responses	N/A	N/A	N/A	15	24	15	18	10	9
Animal care and control:									
Number of service requests	16,853	15,772	15,932	15,856	16,322	17,303	17,134	16,198	16,102
Number of dogs impounded	14,223	12,977	12,495	13,095	12,459	13,345	13,035	12,783	13,062
Number of dogs adopted/returned to owner	6,486	5,844	5,719	5,843	6,634	6,244	6,746	6,570	6,763
Human services:									
Veterans service commission:									
Number of veterans entering office	4,065	12,098	11,592	13,679	13,064	15,419	17,675	23,727	24,709
Number of financial claims filed	2,600	2,955	4,450	5,503	4,856	5,109	5,912	6,451	6,130
Number of veterans receiving financial assistance	1,940	3,533	2,275	3,000	2,973	2,986	4,726	5,179	5,697
Office on aging:									
Number of seniors served	6,399	6,257	6,219	6,047	7,132	7,747	8,521	8,083	7,544
Home delivered meals provided	N/A	N/A	N/A	N/A	478,000	518,854	588,458	580,365	485,148
Miles of transportation provided	N/A	N/A	N/A	N/A	923,000	1,121,159	1,404,902	1,372,223	1,260,040
Job and family services:									
Number of clients - child care	12,329	12,769	11,163	10,805	12,093	12,838	14,859	19,741	20,852
Number of clients - food stamps	74,215	89,995	103,109	112,432	121,461	125,532	159,093	189,683	206,953
Number of clients - cash assistance	25,019	26,387	26,470	26,328	25,476	25,606	27,049	34,842	33,949
Number of clients - medicaid	134,395	151,508	164,427	174,522	186,510	186,353	204,887	226,728	240,927
Number of clients - career or job services	10,446	24,000	28,500	23,258	37,758	19,700	36,600	38,196	34,062
Number of clients - job placement	4,929	4,946	4,978	4,948	6,591	5,210	6,315	10,417	4,234

(Continued on next page)

FRANKLIN COUNTY, OHIO
 Operating Indicators and Capital Asset Statistics
 Last Nine Years

Table 23

	2002	2003	2004	2005	2006	2007	2008	2009	2010
Children services:									
Number of children helped through direct services	27,601	27,270	27,234	29,251	11,832	10,802	8,999	11,069	11,136
Number of children adopted	325	310	287	238	172	205	199	153	166
Number of child welfare investigations	10,281	10,731	10,002	10,299	10,419	11,507	10,597	11,683	12,152
Number of children served in foster home care	3,747	3,703	3,765	3,732	3,617	3,318	2,985	2,649	2,481
Number of children served in all paid placement	5,004	4,774	4,815	4,798	4,673	4,265	3,837	3,308	3,205
Child support enforcement agency:									
Number of active support orders	N/A	N/A	N/A	50,343	51,418	47,843	48,536	54,704	57,313
Percentage collected-level of service	N/A	N/A	N/A	83.0%	84.0%	84.0%	82.5%	83.1%	83.1%
Health:									
FCBDD:									
Number of students enrolled									
Early intervention/education program	N/A	2,488	2,540	2,779	3,055	3,215	3,191	4,192	5,377
Sheltered workshop/community employment program	N/A	2,275	2,280	2,354	2,346	2,198	2,322	2,115	2,224
Habilitation	N/A	452	475	575	581	659	518	518	553
Number of facilities	13	13	13	13	13	13	13	14	15
Number of buses	226	209	214	206	197	200	204	204	200
ADAMH board:									
Number of children and adolescents treated	N/A	8,167	9,795	10,660	11,457	11,810	12,325	13,326	14,054
Number of adults receiving prevention services	N/A	61,730	43,749	47,851	50,680	45,425	39,634	32,679	24,836
Number of children and adolescents receiving prevention services	N/A	63,130	79,620	58,365	52,867	56,665	60,835	50,159	13,558
Public works:									
Engineer:									
Miles of road maintained	304	300	288	282	276	277	275	273	272
Miles of road resurfaced	45	45	39	10	24	13	17	11	6
Number of County maintained bridges	369	360	371	371	371	372	372	370	365
Water and sewer operations:									
Miles of water mains	61	62	62	62	62	62	62	62	62
Miles of sanitary sewer lines	82	82	82	82	90	95	95	95	96
Number of sewer and water treatment facilities	5	5	5	6	6	5	5	5	5
Number of pumping stations	2	2	2	2	8	11	12	12	13
Number of water customers	4,650	4,650	4,650	4,334	3,946	3,946	3,883	3,883	3,818
Number of sewer customers	5,850	5,850	5,850	5,990	5,803	5,830	5,767	5,767	5,721
Parking facilities:									
Number of parking facilities managed	4	4	4	8	8	8	4	4	4

Source: Various Franklin County agencies.

FRANKLIN COUNTY, OHIO
Securities and Exchange Commission Rule 15c2-12
Compliance Information
As of December 31, 2010

Table 24

On March 10, 2011, the County issued taxable special obligation notes in the amount of \$12,000,000 for the purposes of retiring the Series 2010 Stadium Facility Project Notes in the amount of \$12,000,000.

No other obligations have been sold from that date through the date of this letter, June 30, 2011.

The following description of significant events is provided in compliance with the Rule for existing obligations outstanding at December 31, 2010.

1. There were no delinquencies of principal and/or interest payments.
2. There were no non-payment related defaults.
3. There have been no modifications to rights of the holders of the County's obligations.
4. On April 20, 2010, the County issued general obligation bonds in the amount of \$49,455,000. Of the bonds, \$41,260,000 are Build America Bonds and \$8,195,000 are Tax Recovery Zone Economic Development Bonds. \$10,075,000 will be used for certain improvements to the Franklin County Government Center, \$10,075,000 will be used for the construction of the county animal shelter, \$6,550,000 will be used for sanitary sewer improvements, and \$22,755,000 will be used for the purpose of refunding the outstanding Series 2009 Energy Conservation Notes.

On December 8, 2010, the County issued general obligation bonds in the amount of \$12,805,000. Of the bonds, \$10,145,000 are Build America Bonds, \$2,170,000 are Recovery Zone Economic Development Bonds and \$490,000 are tax exempt bonds. \$7,570,000 will be used for improvements to the Hall of Justice, \$2,220,000 will be used for sanitary sewer improvements, and \$3,015,000 will be used for road improvements.
5. There were no calls of the County's obligations outstanding during 2010, nor did the County defease any other bonds during 2010.
6. There were no rating changes during 2010. The County maintains the highest long-term bond rating given by both Moody's Investor Services (Aaa) and Standard & Poor's (AAA) for its general obligation debt.
7. There have been no adverse tax opinions or events affecting the tax-exempt status of any of the County's outstanding obligations.
8. There were no unscheduled draws on debt service reserves reflecting financial difficulties.
9. There were no unscheduled draws on credit enhancements reflecting financial difficulties.
10. There was no substitution of credit or liquidity providers, nor was there a failure to perform.
11. The County did not release, substitute or sell any property securing repayment of its obligations.
12. The County will continue to provide all necessary annual information by filing its Comprehensive Annual Financial Report with the Municipal Securities Rulemaking Board through the use of the MSRB's electronic portal "EMMA," short for Electronic Municipal Market Access.



373 S. High Street – 21st Floor
Columbus, Ohio 43215-6310
www.FranklinCountyOhio.gov