

*Franklin County, Ohio*

# Comprehensive Annual Financial Report

*For the Fiscal Year Ended December 31, 2014*



*Clarence E. Mingo, II*  
Franklin County Auditor



# Comprehensive Annual Financial Report

## For the Year Ended December 31, 2014



### Clarence E. Mingo, II

#### Franklin County Auditor

Prepared by the Fiscal Services Division

Robert L. Caldwell, CPA – Director

K. Royce Chesser, CPA – Supervisor

#### Financial Reporting:

Ernest R. Francis    Shawndreka A. Watson

Lea S. Steinberger    Phillip K. Banks

#### Accounts Payable:

Jeffrey F. Roose – Supervisor

Melissa A. Belhorn

Janet L. Jones

Slavica Damceski

Cinda C. Stuhr

#### Payroll:

Joseph M. Whittaker – Supervisor

Edward D. O'Block

Tonya J. Wade

Allie L. Sundlov

#### Financial Services:

Richard P. McGivern – Supervisor

Todd S. Adamson

Jacalyn E. Federer

Kerri L. Ritchie

***FRANKLIN COUNTY, OHIO***

---



373 South High Street, 21<sup>st</sup> Floor  
Columbus, Ohio 43215-6310  
(614) 525-7399

<http://www.FranklinCountyAuditor.com>

Table of Contents

**I** **Introductory Section**

Letter of Transmittal .....v  
GFOA Certificate of Achievement .....xiv  
Franklin County Government Organizational Chart .....xv  
Franklin County Elected Officials .....xvi

**II** **Financial Section**

Independent Auditor’s Report .....1  
Management’s Discussion and Analysis .....5  
Basic Financial Statements:  
Government-wide Financial Statements:  
Statement of Net Position .....18  
Statement of Activities .....19  
Fund Financial Statements:  
Governmental Funds:  
Balance Sheet .....20  
Reconciliation of Total Governmental Fund Balances to Net Position of  
Governmental Activities .....22  
Statement of Revenues, Expenditures and Changes in Fund Balances –  
Governmental Funds .....24  
Reconciliation of the Statement of Revenues, Expenditures and Changes  
in Fund Balances of Governmental Funds to the Statement  
of Activities .....26  
Statements of Revenues, Expenditures and Changes in Fund Balances –  
Budget and Actual (Non-GAAP Budgetary Basis):  
General Fund .....27  
Board of Developmental Disabilities (FCBDD) Fund .....28  
Children Services Board Fund .....29  
Alcohol, Drug and Mental Health (ADAMH) Board Fund .....30  
Proprietary Funds:  
Statement of Net Position.....31  
Statement of Revenues, Expenses and Changes in Net Position .....32  
Statement of Cash Flows.....33  
Fiduciary Funds:  
Statement of Assets and Liabilities .....34  
Notes to the Basic Financial Statements .....35

**FRANKLIN COUNTY, OHIO**

---

Combining Statements and Individual Fund Schedules:	
Governmental Funds:	
Fund Descriptions .....	92
Combining Balance Sheet – Nonmajor Governmental Funds .....	94
Combining Balance Sheet – Nonmajor Special Revenue Funds .....	95
Combining Balance Sheet – Nonmajor Debt Service Funds .....	99
Combining Balance Sheet – Nonmajor Capital Projects Funds.....	100
Combining Statement of Revenues, Expenditures and Changes in Fund Balances –	
Nonmajor Governmental Funds .....	103
Combining Statement of Revenues, Expenditures and Changes in Fund Balances –	
Nonmajor Special Revenue Funds. ....	104
Combining Statement of Revenues, Expenditures and Changes in Fund Balances –	
Nonmajor Debt Service Funds .....	108
Combining Statement of Revenues, Expenditures and Changes in Fund Balances –	
Nonmajor Capital Projects Funds .....	109
Individual Fund Schedules of Revenues, Expenditures and Changes in	
Fund Balance – Budget and Actual (Non-GAAP Budgetary Basis):	
Major Funds .....	113
Nonmajor Funds.....	122
Combining Statements and Individual Fund Schedules:	
Proprietary Funds:	
Enterprise Funds	
Fund Descriptions .....	155
Individual Fund Schedules of Revenues, Expenses and Changes in Fund Equity –	
Budget and Actual (Non-GAAP Budgetary Basis) .....	156
Internal Service Funds:	
Fund Descriptions .....	158
Combining Statement of Net Position .....	159
Combining Statement of Revenues, Expenses and Changes in Net Position .....	160
Combining Statement of Cash Flows .....	161
Individual Fund Schedules of Revenues, Expenses and Changes in Fund Equity –	
Budget and Actual (Non-GAAP Budgetary Basis).....	162
Combining Statement	
Fiduciary Funds – Agency:	
Fund Descriptions .....	164
Combining Statement of Changes in Fiduciary Assets and Liabilities.....	165
Combining Statement	
Component Units:	
Descriptions .....	166
Combining Statement of Net Position .....	167
Combining Statement of Activities .....	168

**III**

**Statistical Section**

	Table	Page
Statistical Section Descriptions		S-1
Net Position by Component – Last Ten Years .....	1	S-3
Changes in Net Position – Last Ten Years.....	2	S-4
Fund Balances, Governmental Funds – Last Ten Years .....	3	S-6
Changes in Fund Balances, Governmental Funds – Last Ten Years .....	4	S-7
Assessed and Estimated Actual Value of Taxable Property – Last Ten Years .....	5	S-8
Assessed Valuation of the County by Classification– Last Ten Years .....	6	S-9
Real Property Value and Construction– Last Ten Years .....	7	S-10
Property Taxes on a \$100,000 Owner-Occupied Home or a Business .....	8	S-11
Property Tax Rates – Direct and Overlapping Governments – Last Ten Years .....	9	S-12
Principal Property Taxpayers – Current Year and Nine Years Ago .....	10	S-14
Property Tax Levies and Collections – Last Ten Years.....	11	S-15
Property Tax Levies – Voted and Unvoted – Current Year and Nine Years Ago .....	12	S-16
Other Major General Fund Revenue Sources – Last Ten Years .....	13	S-17
Ratios of Outstanding Debt by Type – Last Ten Years .....	14	S-18
Ratios of General Bonded Debt Outstanding – Last Ten Years.....	15	S-19
Computation of Legal Debt Margin – Last Ten Years.....	16	S-20
Outstanding Debt – Current Year and Nine Years Ago.....	17	S-21
Computation of Direct and Overlapping Debt .....	18	S-22
Pledged Revenue Coverage for Special Obligations – Last Ten Years .....	19	S-23
Demographic and Economic Statistics – Last Ten Years .....	20	S-24
Principal Employers – Current Year and Nine Years Ago .....	21	S-25
County Government Employees by Function/Activity – Last Nine Years .....	22	S-26
Operating Indicators and Capital Asset Statistics – Last Ten Years .....	23	S-27
Securities and Exchange Commission Rule 15c2-12 Compliance Information.....	24	S-30

*FRANKLIN COUNTY, OHIO*

---









June 25, 2015

**Citizens of Franklin County, Ohio:**

As Auditor of Franklin County, Ohio, (the County), I am pleased to present the Comprehensive Annual Financial Report (CAFR) for the fiscal year ended December 31, 2014. This CAFR conforms to generally accepted accounting principles (GAAP) as applicable to local government entities. The report has been filed with the Auditor of State pursuant to Ohio Revised Code (ORC) Section 117.38. Responsibility for the accuracy of the data and the completeness and fairness of the presentation rests with the County's management. We believe the data is accurate in all material respects and fairly reflects the County's financial position and the results of its operations. All disclosures necessary to enable the reader to gain an understanding of the County's financial activities have been included.

In implementing the County's integrated, automated accounting system, consideration was given to incorporating sound internal controls. Internal controls are designed to provide reasonable, but not absolute, assurance regarding the safeguarding of assets against loss from unauthorized use or disposition, and the reliability and accuracy of financial records for preparing financial statements and maintaining accountability for assets. The concept of reasonable assurance is based on the assumption that the cost of the controls should not outweigh their benefits. The accounting system encompasses appropriations, encumbrances, expenditures, revenues, payroll and capital assets and ensures the financial information generated is both accurate and reliable.

In County government, internal controls are enhanced through the separation of powers. The Commissioners, the Auditor and the Treasurer share the management and administration of the County's financial resources, providing an inherent system of checks and balances. Each of the County's elected officials and agency directors is responsible for internal controls over the cash collection function within their office. Some County offices and agencies hold money in bank accounts outside the County treasury. The individual offices and agencies are responsible for the transaction activity through and reconciliation of those accounts.

*U.S. Office of Management and Budget Circular A-133* requires an independent audit to be conducted annually. The audit, which includes procedures to fulfill federal Single Audit requirements, serves to maintain and strengthen the integrity of the County's accounting and budgetary controls. Included in this CAFR is the report of Dave Yost, Auditor of State. The State Auditor has issued an unmodified ("clean") opinion on the County's financial statements for the year ended December 31, 2014. The Single Audit, which meets not only Circular A-133 requirements but also those of the American Recovery and Reinvestment Act, is published under separate cover and can be obtained by sending a written request to the Franklin County Auditor, Fiscal Services Division, 373 South High Street, 21<sup>st</sup> Floor, Columbus, Ohio 43215-6310.

Management's Discussion and Analysis (MD&A) provides a narrative introduction, overview and analysis to accompany the basic financial statements. This letter of transmittal is designed to complement the MD&A and should be read in conjunction with it. The MD&A begins on page 5, immediately following the Independent Auditor's Report.

## ***FRANKLIN COUNTY, OHIO***

---

### ***Letter of Transmittal For the Year Ended December 31, 2014***

---

Each year we also publish the Franklin County Popular Annual Report (PAFR) that provides significant financial information in a reader-friendly format. Unlike this CAFR, the PAFR does not conform to GAAP and should be used as a supplement to, not in place of, the CAFR. Both the CAFR and the PAFR can be accessed through the Internet on our web site at <http://www.FranklinCountyAuditor.com>.

#### ***Profile of Franklin County Government***

Formed in 1803, Franklin County is a political subdivision of the State of Ohio and has only those powers conferred upon it by state law. The following offices respectively hold the primary responsibility for budgeting, accounting and cash management in Franklin County. Each officeholder is elected to a four-year term.

The three-member Board of Commissioners (the Commissioners) serves as the taxing authority, the contracting body and the chief administrator of public services. The Commissioners adopt and oversee the annual operating budget, approve expenditures and issue debt.

As the County's chief fiscal officer, the Auditor is responsible for maintaining accurate records of all money received by or paid out of the County treasury. As the tax assessor for all political subdivisions within the County, the Auditor is responsible for computing the taxing rates for real estate and manufactured homes as determined by proper taxing authorities and popular vote.

As the County's banker, the Treasurer serves as custodian and investment officer for County funds. The Treasurer collects real estate and manufactured homes taxes.

The financial statements contained within this CAFR include all funds, agencies, boards and commissions that are not legally separate and for which Franklin County (the primary government and reporting entity) is financially accountable. The County provides many services to its citizens including tax collection and distribution, civil and criminal justice systems, public safety, health assistance, human services, and road and bridge maintenance. The County also operates two public parking garages and several water supply and sewage treatment systems. The County does not operate schools or hospitals, nor is it responsible for refuse collection or fire safety services.

Organizations that are legally separate from the County are included as component units if the County's elected officials appoint a voting majority of the organization's governing body and (1) the County has the ability to impose its will on that organization or (2) there is a potential for the organization to provide specific financial benefits to, or impose specific financial burdens on, the County. The following entities are included in the financial statements as component units: ARC Industries, Veterans Memorial Hall and Stadium and Team. A complete discussion of the reporting entity is provided in Note 1 to the basic financial statements.

## *FRANKLIN COUNTY, OHIO*

---

### *Letter of Transmittal For the Year Ended December 31, 2014*

---

Note 19 to the basic financial statements presents information about joint ventures with the City of Columbus, including the Columbus/Franklin County Affordable Housing Trust Corporation, the Franklin Park Conservatory Joint Recreation District and the Columbus-Franklin County Finance Port Authority. Other related organizations are discussed in Note 20, including Housing of City Prisoners, the Central Ohio Workforce Investment Corporation, the Columbus Metropolitan Library, the Columbus Metropolitan Housing Authority, the Columbus and Franklin County Metropolitan Park District, the Franklin County Family and Children First Council, the Franklin County Convention Facilities Authority, the Central Ohio Community Improvement Corporation, and Friends of the Shelter.

### *Economic Condition and Outlook*

The County is located in central Ohio, within 500 miles of half the nation's population. The Mid-Ohio Regional Planning Commission has estimated the County's population to be 1,192,653 at December 31, 2014, an increase of 0.8 percent for the year and increase of 4.2 percent in the last ten years. Columbus, the largest city in the County, serves as the state capital and the county seat, and is home to The Ohio State University. The County encompasses 16 cities, 17 townships and 9 villages.

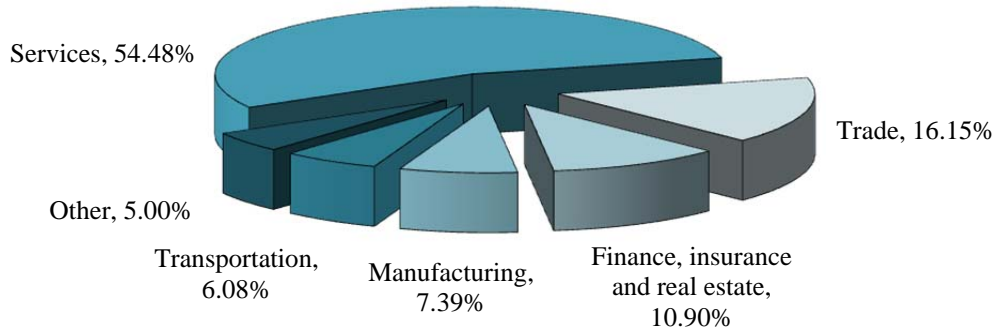


**Local Economy** Central Ohio is among the more economically stable metropolitan areas in the United States. The area has shown resiliency during recessions. The economy is broad-based, with no single industry dominating it. Nationwide Insurance and Limited Brands have located their headquarters and home offices in Franklin County. Other large employers include JPMorgan Chase Bank, OhioHealth Corp, Nationwide Mutual Insurance Company, and the Kroger Company. The chart below shows the proportionate number of employees in the various industries (excluding government), as reported by the U.S. Census Bureau, County Business Patterns for 2013.

**FRANKLIN COUNTY, OHIO**

**Letter of Transmittal  
For the Year Ended December 31, 2014**

**Business Sectors**

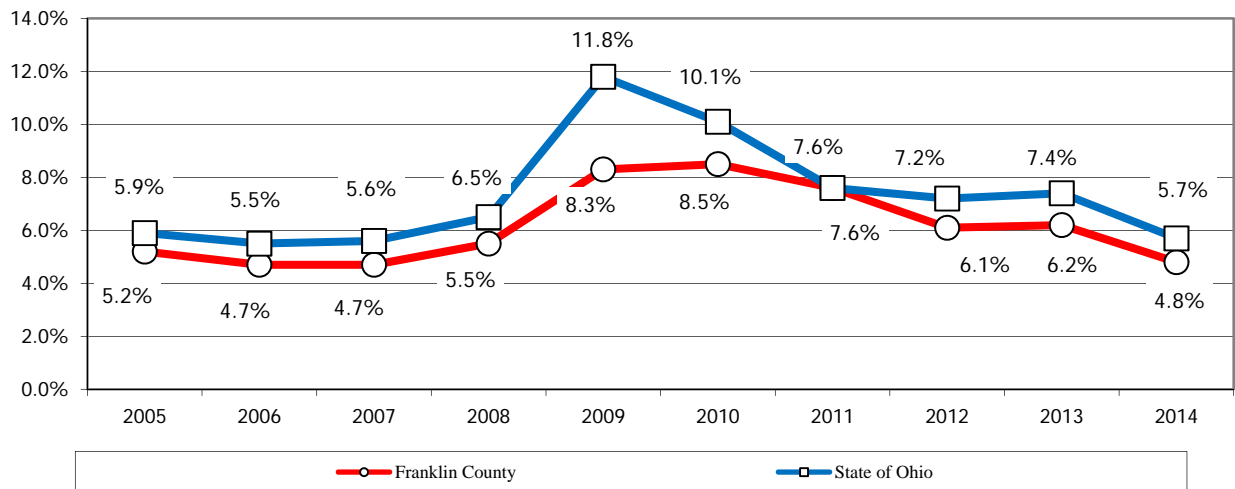


Government and education are also major employers. Together, the State of Ohio, City of Columbus and Franklin County employ 37,586 people. An additional 36,905 people are employed by either The Ohio State University or Columbus Public Schools.

The diversity of business sectors helps the region weather the economic fluctuations experienced on a larger scale elsewhere. The County's average unemployment rate decreased from 6.2 percent in 2013 to 4.8 percent in 2014. The County's unemployment rate is lower than the state average, which is 5.7 percent, and the national average of 6.2 percent.

A factor contributing to the lower unemployment rate is the County's well-educated workforce. Based on 2013 educational attainment data published by the U. S. Census Bureau, 89.7 percent of County residents ages 25 and older have graduated from high school, and 36.4 percent have completed four or more years of college.

**Unemployment Rates**



**FRANKLIN COUNTY, OHIO**

---

***Letter of Transmittal  
For the Year Ended December 31, 2014***

---

During 2014, a sales tax of 7.50 percent was collected by the State of Ohio on sales made in Franklin County. The tax was split as follows: 5.75 percent for the State of Ohio; 1.25 percent for the County's General Fund; and 0.50 percent for the Central Ohio Transit Authority. The County receives no direct funding through income taxes.

Property taxes are a significant revenue source for the General Fund and these County agencies: Board of Developmental Disabilities, Children Services Board, the Alcohol, Drug and Mental Health Board and the Office on Aging.

The total value of new construction was \$662 million in 2014, with \$246 million in residential/agricultural and \$416 million in commercial/industrial construction. In comparison, 2013 total new construction was \$779 million. Overall, real property continues to hold its value. The appraisal cycle is six years, with an update performed at the mid-point. The reappraisal performed in 2011 resulted in a decline in real property tax values.

In the past, tangible personal property used in business (including inventory) was assessed for tax purposes. This tax has been phased out. However, for a temporary period, the State of Ohio is reimbursing the County for tax losses related to the phased elimination of taxes. A commercial activity tax is imposed on sales in Ohio to replace a portion of the lost revenue. Additional information can be found in Note 6 to the basic financial statements and in the statistical tables.

**Assessed Value of Taxable Property  
(000's omitted)**



## *FRANKLIN COUNTY, OHIO*

---

### *Letter of Transmittal For the Year Ended December 31, 2014*

---

**Financial Policies** The budget must be structurally balanced so that continuing revenues support continuing expenditures. One-time surpluses may not be used to expand continuing expenditures. Rather, they may be used for one-time expenditures, such as capital projects. County agencies are encouraged to maximize the use of state and federal revenues so as to help preserve general revenues for other needs.

Budgetary appropriations may not exceed estimated resources, with a balanced budget maintained in each fund. Department and agency budget requests are submitted in a program-based format in conjunction with strategic business plans that outline each program's performance goals for the following year. Actual performance data related to the demands, outputs, results and efficiencies of each program are part of the budget presentation. Some special revenue funds are required to maintain a balance necessary to cover operational needs for the first several pay periods of the following year in the event that a revenue stream is delayed. Agencies funded through tax levies are required to show that the expenditures forecast over the life of the levy do not exceed the estimated revenue collections.

The budget may be amended or supplemented at any time during the year upon formal action of the Commissioners. Transfers of cash between funds require the Commissioners' authorization. Appropriations lapse at the end of the year. The Commissioners adopted the County's 2014 operating budget on December 17, 2013. Additional information on the County's budgetary process can be found in Note 3 to the basic financial statements.

ORC § 5705.13 and ORC § 5705.29 permit the taxing authority of a political subdivision to establish reserve balance accounts and to estimate contingent expenses. In accordance with actions taken by the Commissioners, the following set-asides are in place:

- General Fund Contingency – up to three percent of the General Fund budget or one-sixth of the previous year's General Fund expenditures may be set aside for unanticipated critical needs. In 2014, \$3.0 million was set aside for this purpose.
- Economic Stabilization – five percent of the preceding year's General Fund revenue may be reserved to stabilize the budget against cyclical changes in revenue and expenditures. This account had a balance of \$25.0 million as of December 31, 2014, and is shown as unassigned within the General Fund.
- Risk Management – funds may be reserved for self-insurance. Liability claims arising from automobile accidents, litigation settlements and judgment awards are paid from agency budgets or from the amount designated for risk management within the General Fund. The actual claims paid during 2014 totaled \$214,000. As of December 31, 2014, \$252,000 was recorded as payable related to known claims, and \$1.1 million is shown as committed in the General Fund for unasserted claims.



## *FRANKLIN COUNTY, OHIO*

---

### *Letter of Transmittal For the Year Ended December 31, 2014*

---

- Workers' Compensation – funds may be reserved for the payment of claims under a self-insured program or a retrospective ratings plan for workers' compensation. As of December 31, 2014, the County has \$6.3 million recorded as committed in the General Fund for these future claims.
- 27<sup>th</sup> Pay Period – established in 1995, this reserve gradually collects the funds necessary to meet the payroll requirements of a 27<sup>th</sup> pay period for General Fund employees which occurred in 2009. The next year with twenty-seven pay days will be 2020. The balance at December 31, 2014, was \$2.0 million and is shown as committed in the General Fund in the financial statements.

In addition to the reserve balances and contingencies permitted by state law, the Commissioners have pledged \$3.6 million for debt service on the special obligation bonds and notes. This amount is shown as committed in the General Fund.

The Treasurer is responsible for the investment of funds in accordance with the County's investment policy as authorized by the Investment Advisory Committee and in keeping with ORC § 135.35. Specific requirements and limitations are described in Note 4 to the basic financial statements. To maximize the County's return on investment, the Treasurer's Office employs a cash management program and contracts with an investment advisory firm that systematically coordinates cash management, bank relations and the investment of surplus cash. Communication with other County agencies is integral in this process. At December 31, 2014, the County had \$162.5 million unrestricted cash and investments in its General Fund and \$887.4 million for the entire reporting entity. The cash and investments balance includes the designated monies previously described.

It is the County's policy to issue long-term, fixed-rate debt as a supplement to current tax revenues and fund balances for financing infrastructure and capital projects. Consistent with Ohio law, long-term debt is not issued to support current operations. The County sells bond anticipation notes instead of bonds only when market conditions dictate, or as part of a multi-step construction program. The County will consider using either a competitive process or a negotiated process when issuing bonds. Debt capacity is benchmarked against means and medians for other triple-A rated counties of similar size and complexity as published by Moody's Investor Services and Standard & Poor's. The County's capital plan, debt obligations and debt capacity are evaluated together in an integrated manner, on an annual basis.

***Long-term Financial Planning*** The capital budgeting process utilizes a detailed five-year capital plan. A multi-year linkage between operating and capital budgets aids in determining the impact on future spending. Particular attention is focused on extending an asset's life. A thorough preventive maintenance program is required on each project, helping to avert major or emergency repairs.

The County normally relies on the strength of its triple-A ratings, conservative fiscal practices, substantial revenue capacity, and reasonable debt ratios to access capital markets for financing projects. When beneficial in view of interest rates and the general economic picture, the County pays for capital improvements from current tax revenues and available cash balances. Franklin County's triple-A credit rating was reaffirmed by Moody's Investors Service and Standard & Poor's in May 2015.

## *FRANKLIN COUNTY, OHIO*

---

### *Letter of Transmittal For the Year Ended December 31, 2014*

---

*Major Initiatives* The County has undertaken projects for construction of key community assets, including:

- Renovation of the Judicial Services Building (formerly the Hall of Justice), which was vacated upon completion of the Common Pleas Courthouse in 2011. The first phase of the project totaling \$7.5 million included the design and abatement of asbestos, while the remaining phases will consist of renovations to the core, shell and infrastructure of the facility. Bonds in the amount of \$37.5 million were issued in 2013 for the next phase of the project, which brought four of the building's ten floors back into operation at the end of 2014. The remaining floors will be renovated as needed in line with the County's long term space usage plan for the Franklin County Government Center.
- Installation of energy conservation measures at various County-owned facilities, including the Franklin County Government Center and Franklin County Correctional Facility II utilizing \$8.8 million in Qualified Energy Conservation Bonds issued through the Ohio Air Quality Development Authority.
- The County entered into a Lease-Purchase Agreement for land located at 1700 Morse Road, Columbus, Ohio. The leased premise contains 98,547 square feet of space within the single-story office, and is occupied by the Board of Elections and the County's Print Shop. In addition to covering the cost of tenant improvements in an amount not to exceed \$6,250,000, the lease includes annual payments of \$477,948 in 2014, \$507,516 in 2015, and \$517,363 in 2016 with the option to purchase the facility in 2017 for \$7,508,331.
- Several infrastructure improvements were completed in 2014, including a major project to widen and reconstruct the intersection of Alum Creek Drive at Groveport Road, with total expenditures for this project of approximately \$18.0 million; as well as the improvement of Clime Road from Georgesville Road to Demorest Road with total expenditures of approximately \$16.0 million. Other infrastructure improvements in progress were Refugee Road and Chatterton Road Intersection, Hague Avenue and Fisher Road Intersection, as well as bridge projects at Cosgray Road over Clover Groff Run, Eakin Road over Early Run, Central College Road over Blacklick Creek, and Hague Avenue Culvert in Valleyview.
- Other infrastructure improvements undertaken by the County include a potable water system for the Leonard Park community within Mifflin Township, a sanitary sewer system in the Eureka Park neighborhood, and the continued improvements to wastewater treatment systems in the Mon-E-Bak and Brown Road service areas. The total spent or committed on these water or wastewater improvements exceeds \$21 million.

**FRANKLIN COUNTY, OHIO**

---

***Letter of Transmittal  
For the Year Ended December 31, 2014***

---

These projects have been at least partially funded through long-term debt. See the discussion of Long-Term Debt in the MD&A on pages 15-16 and Note 10 for more information.

With respect to future capital improvements, the County anticipates that additional jail space will be needed based on the condition of the current facilities and forecasted population growth for the County over the next several years. At this time, the estimated costs for the planning and construction of a new jail facility are projected at approximately \$150 million. Planning, design, and financing for a new jail will be secured during calendar years 2016 or 2017. Additionally, the County Coroner's morgue and laboratory facilities are expected to be replaced by calendar year 2018 at an estimated cost of \$50 million. At this time, the County anticipates using the proceeds from the temporary increase in the County's sales tax rate of one quarter of one percent, which will expire on December 31, 2018, to pay the costs of such improvements.

***Awards and Acknowledgements***

***Awards*** The Government Finance Officers Association (GFOA) has awarded us the Certificate of Achievement for Excellence in Financial Reporting for the year ended December 31, 2013. The County has received this prestigious award for thirty-one consecutive years. The Certificate of Achievement is the highest form of recognition for excellence in state and local government financial reporting. To earn the Certificate of Achievement, the County published a readable and well-organized CAFR whose contents conformed to program standards and satisfied GAAP and applicable legal requirements. The Certificate of Achievement is valid for a period of one year. We believe our current report continues to conform to the Certificate of Achievement program requirements and we are submitting it to the GFOA.

The GFOA has also presented us an Award for Outstanding Achievement in Popular Annual Financial Reporting for the year ended December 31, 2013. This is our nineteenth consecutive Award. To earn the Award, the Auditor's Office published the Franklin County Annual Report to provide taxpayers and other interested parties with an overview of the County's financial condition and results of its operations. The 2014 Annual Report will be submitted to the GFOA for award consideration.

***Acknowledgements*** The preparation of this report could not have been accomplished without the dedicated effort of the entire Fiscal Services Division. I especially want to thank the Financial Reporting Department who worked diligently to continue to comply with the precise guidelines established by the GFOA's award programs. Their commitment to excellence in financial reporting added to the quality of this CAFR. I would also like to express my appreciation to each of the County's elected officials and the various County agencies for their cooperation in the preparation of this report.

Sincerely,



Clarence E. Mingo, II  
Franklin County Auditor

*Government Finance Officers Association of the United States and Canada  
Certificate of Achievement for Excellence in Financial Reporting*

---



Government Finance Officers Association


**Certificate of  
Achievement  
for Excellence  
in Financial  
Reporting**

Presented to

**Franklin County  
Ohio**

For its Comprehensive Annual  
Financial Report  
for the Fiscal Year Ended

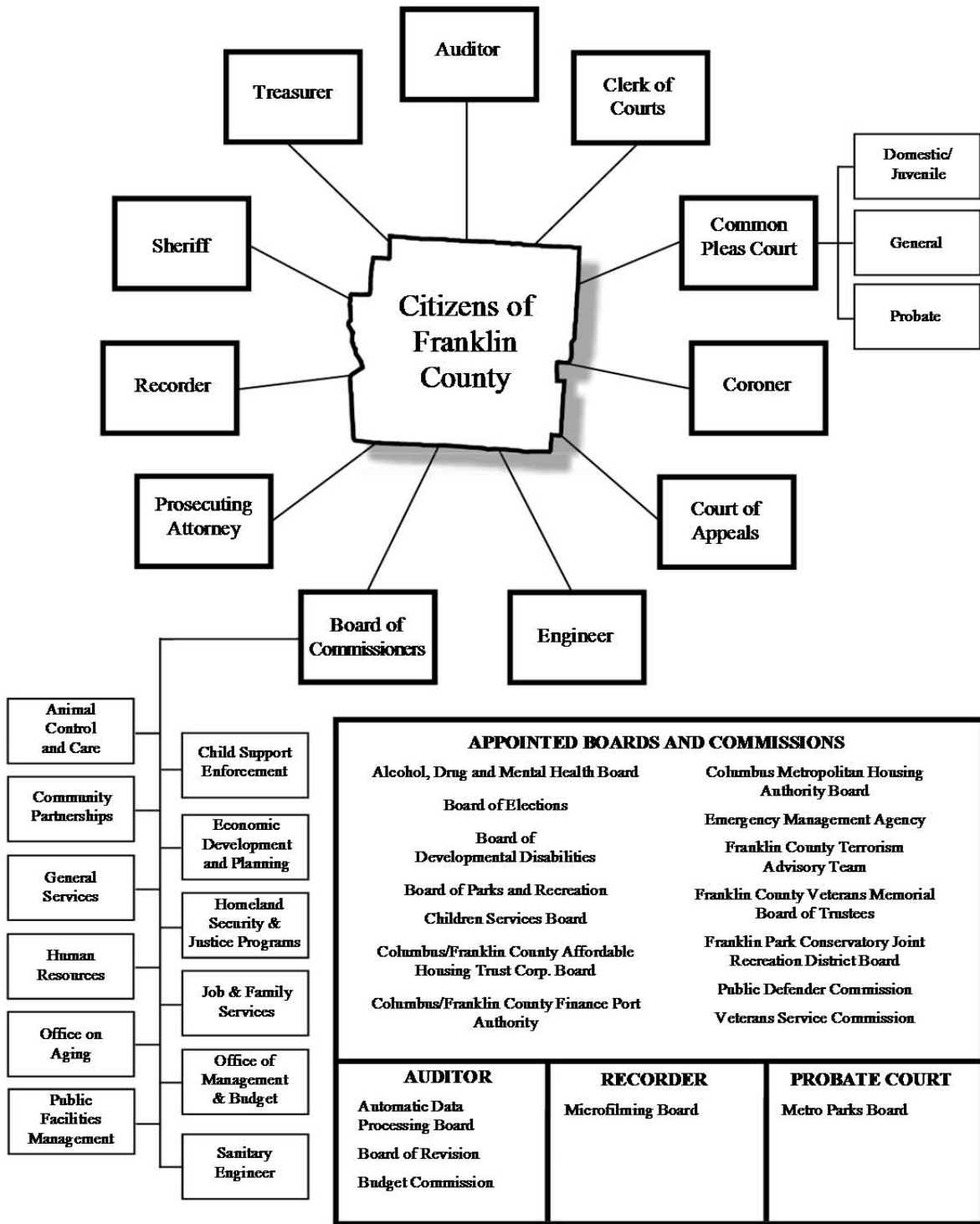
**December 31, 2013**



Executive Director/CEO

**FRANKLIN COUNTY, OHIO**

**County Organizational Chart**  
**For the Year Ended December 31, 2014**



**FRANKLIN COUNTY, OHIO**

**List of Elected Officials  
For the Year Ended December 31, 2014**

**AUDITOR**

373 S. High Street, 21<sup>st</sup> Floor  
Columbus, Ohio 43215  
614.525.3200

Clarence E. Mingo, II

**BOARD OF  
COMMISSIONERS**

373 S. High Street, 26<sup>th</sup> Floor  
Columbus, Ohio 43215  
614.525.3322

Paula Brooks  
Marilyn Brown  
John O'Grady

**CLERK OF COURTS**

373 S. High Street, 23<sup>rd</sup> Floor  
Columbus, Ohio 43215  
614.525.3600

Maryellen O'Shaughnessy

**COMMON PLEAS COURT  
DOMESTIC/JUVENILE**

373 S. High Street, 3<sup>rd</sup> Floor  
Columbus, Ohio 43215  
614.525.6320

James W. Brown  
Kim A. Browne  
Elizabeth Gill  
Terri Jamison  
Dana S. Preisse

**COMMON PLEAS COURT  
GENERAL**

345 S. High Street  
Columbus, Ohio 43215  
614.525.3452

Laurel A. Beatty  
Kimberly J. Brown  
David E. Cain  
Kimberly Cocroft  
David W. Fais  
Richard A. Frye  
Daniel T. Hogan  
Michael J. Holbrook  
Timothy S. Horton  
Julie M. Lynch  
Stephen L. McIntosh  
Colleen O'Donnell  
Guy L. Reece, II  
Charles A. Schneider  
Mark Serrott  
Patrick E. Sheeran  
Richard S. Sheward

**COMMON PLEAS COURT  
PROBATE**

373 S. High Street, 22<sup>nd</sup> Floor  
Columbus, Ohio 43215  
614.525.3894

Robert G. Montgomery

**CORONER**

520 King Avenue  
Columbus, Ohio 43201  
614.525.5290

Anahi M. Ortiz, M.D.

**COURT OF APPEALS  
TENTH DISTRICT**

373 S. High Street, 24<sup>th</sup> Floor  
Columbus, Ohio 43215  
614.525.3580

Susan Brown  
Jennifer Brunner  
John A. Connor  
Julia L. Dorrian  
William A. Klatt  
Lisa L. Sadler  
Betsy Schuster  
G. Gary Tyack

**ENGINEER**

970 Dublin Road  
Columbus, Ohio 43215  
614.525.3030

Dean C. Ringle, P.E., P.S.

**PROSECUTING ATTORNEY**

373 S. High Street, 14<sup>th</sup> Floor  
Columbus, Ohio 43215  
614.525.3555

Ron O'Brien

**RECORDER**

373 S. High Street, 18<sup>th</sup> Floor  
Columbus, Ohio 43215  
614.525.3930

Terry J. Brown

**SHERIFF**

410 S. High Street  
Columbus, Ohio 43215  
614.525.3360

Zach Scott

**TREASURER**

373 S. High Street, 17<sup>th</sup> Floor  
Columbus, Ohio 43215  
614.525.3438

Edward Leonard









# Dave Yost • Auditor of State

## INDEPENDENT AUDITOR'S REPORT

Franklin County  
373 South High Street, 26<sup>th</sup> Floor  
Columbus, Ohio 43215

To the Board of County Commissioners:

### ***Report on the Financial Statements***

We have audited the accompanying financial statements of the governmental activities, the business-type activities, each major fund, and the aggregate discretely presented component units and the remaining fund information of Franklin County, Ohio (the County), as of and for the year ended December 31, 2014, and the related notes to the financial statements, which collectively comprise the County's basic financial statements as listed in the table of contents.

### ***Management's Responsibility for the Financial Statements***

Management is responsible for preparing and fairly presenting these financial statements in accordance with accounting principles generally accepted in the United States of America; this includes designing, implementing, and maintaining internal control relevant to preparing and fairly presenting financial statements that are free from material misstatement, whether due to fraud or error.

### ***Auditor's Responsibility***

Our responsibility is to opine on these financial statements based on our audit. We did not audit the financial statements of Franklin County Stadium, Inc. and Columbus Baseball Team, Inc. and ARC Industries, Inc. of Franklin County, Ohio, which represent 1.27% and 0.53% of assets, 11.36% and 8.07% of net position, and 2.30% and 2.09% of revenues, respectively, of the aggregate discretely presented component units and remaining fund information. Those statements were audited by other auditors whose report has been furnished to us, and our opinion, insofar as it relates to the amount included for the County, is based solely on the reports of other auditors. We conducted our audit in accordance with auditing standards generally accepted in the United States of America and the financial audit standards in the Comptroller General of the United States' *Government Auditing Standards*. Those standards require us to plan and perform the audit to reasonably assure the financial statements are free from material misstatement.

An audit requires obtaining evidence about financial statement amounts and disclosures. The procedures selected depend on our judgment, including assessing the risks of material financial statement misstatement, whether due to fraud or error. In assessing those risks, we consider internal control relevant to the County's preparation and fair presentation of the financial statements in order to design audit procedures that are appropriate in the circumstances, but not to the extent needed to opine on the effectiveness of the County's internal control. Accordingly, we express no opinion. An audit also includes evaluating the appropriateness of management's accounting policies and the reasonableness of their significant accounting estimates, as well as our evaluation of the overall financial statement presentation.

We believe the audit evidence we obtained is sufficient and appropriate to support our audit opinions.

88 East Broad Street, Tenth Floor, Columbus, Ohio 43215-3506  
Phone: 614-466-3402 or 800-443-9275 Fax: 614-728-7199

[www.auditor.state.oh.us](http://www.auditor.state.oh.us)

### ***Opinions***

In our opinion, based on our audit and the reports of other auditors, the financial statements referred to above present fairly, in all material respects, the respective financial position of the governmental activities, the business-type activities, each major fund, and the aggregate discretely presented component units and the remaining fund information of Franklin County, Ohio, as of December 31, 2014, and the respective changes in financial position and where applicable, cash flows, thereof and the respective budgetary comparisons for the General, Board of Developmental Disabilities, Children Services Board, Alcohol and Drug and Mental Health Board Funds thereof for the year then ended in accordance with the accounting principles generally accepted in the United States of America.

### ***Other Matters***

#### *Required Supplementary Information*

Accounting principles generally accepted in the United States of America require this presentation to include *Management's discussion and analysis*, listed in the table of contents, to supplement the basic financial statements. Although this information is not part of the basic financial statements, the Governmental Accounting Standards Board considers it essential for placing the basic financial statements in an appropriate operational, economic, or historical context. We applied certain limited procedures to the required supplementary information in accordance with auditing standards generally accepted in the United States of America, consisting of inquiries of management about the methods of preparing the information and comparing the information for consistency with management's responses to our inquiries, to the basic financial statements, and other knowledge we obtained during our audit of the basic financial statements. We do not opine or provide any assurance on the information because the limited procedures do not provide us with sufficient evidence to opine or provide any other assurance.

#### *Supplementary and Other Information*

Our audit was conducted to opine on the County's basic financial statements taken as a whole.

The introductory section, the financial section's combining statements, individual fund statements and schedules, and the statistical section information present additional analysis and are not a required part of the basic financial statements.

The statements and schedules are management's responsibility, and derive from and relate directly to the underlying accounting and other records used to prepare the basic financial statements. We and other auditors subjected this information to the auditing procedures we applied to the basic financial statements. We and other auditors also applied certain additional procedures, including comparing and reconciling this information directly to the underlying accounting and other records used to prepare the basic financial statements or to the basic financial statements themselves in accordance with auditing standards generally accepted in the United States of America. In our opinion, this information is fairly stated in all material respects in relation to the basic financial statements taken as a whole.

We did not subject the introductory section and statistical section information to the auditing procedures applied in the audit of the basic financial statements and, accordingly, we express no opinion or any other assurance on them.

***Other Reporting Required by Government Auditing Standards***

In accordance with *Government Auditing Standards*, we have also issued our report dated June 25, 2015, on our consideration of the County's internal control over financial reporting and our tests of its compliance with certain provisions of laws, regulations, contracts and grant agreements and other matters. That report describes the scope of our internal control testing over financial reporting and compliance, and the results of that testing, and does not opine on internal control over financial reporting or on compliance. That report is an integral part of an audit performed in accordance with *Government Auditing Standards* in considering the County's internal control over financial reporting and compliance.

A handwritten signature in black ink that reads "Dave Yost". The signature is written in a cursive, flowing style.

**Dave Yost  
Auditor of State  
Columbus, Ohio**

June 25, 2015



***Management's Discussion and Analysis  
For the Year Ended December 31, 2014***

***Unaudited***

---

As management of Franklin County (the County), we offer readers this narrative overview and analysis of the financial activities of the County as a whole for the fiscal year ended December 31, 2014. We encourage readers to consider the information presented here in conjunction with our letter of transmittal, which can be found at the front of this report, and the financial statements, which follow this section and provide more specific detail. All amounts, unless otherwise indicated, are expressed in thousands of dollars.

**Financial Highlights**

- The County's assets and deferred outflows exceeded its liabilities and deferred inflows at the close of 2014 by \$1.378 billion. Of this amount, \$261.7 million is considered unrestricted. Unrestricted net position may be used to meet ongoing obligations. The unrestricted net position of the County's governmental activities and business-type activities are \$256.2 million and \$5.5 million, respectively.
- The County's total net position increased by \$102.3 million in 2014, an increase of 8.0 percent. Net position of the governmental activities increased \$98.9 million, or 8.0 percent. Net position of the business-type activities increased \$3.5 million, or 10.9 percent.
- Total revenues for 2014 were \$1.164 billion. General revenues (taxes, investment earnings, unrestricted grants) accounted for \$714.8 million, or 61.4 percent of all revenues. Program revenues (charges for services, program-specific grants and contributions) were \$449.6 million, or 38.6 percent.
- The County's expenses related to governmental activities were \$1.053 billion. Of this amount, \$439.2 million, or 41.7 percent of the total expenses were offset by program revenues. General revenues, primarily taxes, provided for the remaining amount.
- At the close of 2014, the County's governmental funds reported a combined ending fund balance of \$800.9 million, an increase of \$23.3 million in comparison with the prior year. Of the combined fund balance, \$172.9 million was considered unassigned and available for spending at the County's discretion.
- At the end of the current fiscal year, unassigned fund balance for the General Fund was \$174.1 million, or 47.7 percent of total General Fund expenditures (including transfers out). Unassigned fund balance for the General Fund increased by \$36.4 million, or 26.4 percent, when compared to 2013's General Fund unassigned fund balance.
- The County's investment in capital assets (net of related debt) increased by \$41.4 million, representing a 9.0 percent increase related to governmental activities and a 13.6 percent increase related to business-type activities.
- The County's total long-term debt (bonds, notes, loans and capital leases) decreased by \$20.2 million, representing a 5.4 percent decrease in debt related to governmental activities and a 1.1 percent increase in debt related to business-type activities.

**Overview of the Financial Statements**

Management's discussion and analysis is intended to serve as an introduction to the County's basic financial statements, which are comprised of three components: 1) government-wide financial statements, 2) fund financial statements, and 3) notes to the basic financial statements. This report also contains supplementary information.

**Government-wide Financial Statements** The government-wide financial statements provide a broad overview of the County's finances in a manner similar to a private-sector business and can be found on pages 18 and 19 of this report.

The statement of net position presents information on all the County's assets and deferred outflows and liabilities and deferred inflows, with the difference reported as net position. Over time, the change in net position may serve as a useful indicator of whether the County's financial position is improving or declining.

The statement of activities shows how the County's net position changed during the most recent fiscal year. All changes in net position are reported as soon as the underlying event occurs, regardless of the timing of related cash flows. Thus, revenues and expenses are reported in this statement for some items that will result in cash flows in future fiscal periods (e.g., uncollected taxes and earned but unused vacation leave).

Both of the government-wide financial statements distinguish functions of the County that are principally supported by taxes and intergovernmental revenues (governmental activities) from other functions that are intended to recover their costs through user fees and charges (business-type activities). The County's governmental activities include general government, judicial, public safety, human services, health, public works, conservation and recreation, and community development functions. The County's business-type activities include water and sewer, and parking facilities operations.

The government-wide financial statements include not only Franklin County itself (known as the primary government), but also certain organizations for which the County is financially accountable. Financial information for these component units is reported separately. The County's component units include ARC Industries, Incorporated, of Franklin County, Ohio (ARC Industries); Veterans Memorial Hall; and Franklin County Stadium, Inc. and Columbus Baseball Team, Inc. (Stadium and Team). Notes 1 and 18 to the basic financial statements contain more information about the component units.

**Fund Financial Statements** A fund is a grouping of related accounts that is used to maintain control over resources that have been segregated for specific activities or objectives. The County, like other state and local governments, uses fund accounting to ensure and demonstrate compliance with finance-related legal requirements. The County's funds can be divided into three categories: governmental funds, proprietary funds and fiduciary funds.

*Governmental Funds:* Governmental funds are used to account for essentially the same functions that are reported as governmental activities in the government-wide financial statements. However, unlike the government-wide financial statements, governmental fund financial statements focus on current sources and uses of spendable resources, as well as balances of spendable resources available at the end of the fiscal year. Such information may be useful in evaluating a government's short-term financing requirements.

***Management's Discussion and Analysis  
For the Year Ended December 31, 2014***

***Unaudited***

---

Because the focus of governmental funds is narrower than that of the government-wide financial statements, it is useful to compare the information presented for governmental funds with similar information presented for governmental activities in the government-wide financial statements so as to understand the long-term impact of the County's short-term financing decisions. Both the governmental fund balance sheet and the governmental fund statement of revenues, expenditures and changes in fund balances provide reconciliations to facilitate this comparison between governmental funds and governmental activities. See pages 22 and 26 of this report.

The County maintains many individual governmental funds. Information is presented separately in the governmental fund balance sheet and in the governmental fund statement of revenues, expenditures and changes in fund balances for those funds considered to be major funds. For Franklin County, these are the General Fund, Board of Developmental Disabilities (FCBDD) fund, Children Services Board fund, and Alcohol, Drug and Mental Health (ADAMH) Board fund. Data from the other governmental funds is aggregated for presentation as a single column. Individual fund data for each of the nonmajor governmental funds is provided in the combining statements.

The County adopts a budget resolution annually. Financial statements for the major funds have been prepared on a budgetary basis that does not conform with generally accepted accounting principles (GAAP) and are provided on pages 27 – 30 to demonstrate budgetary compliance.

*Proprietary Funds:* The County maintains two types of proprietary funds. Enterprise funds report the same functions presented as business-type activities in the government-wide financial statements. Enterprise funds are used to account for water and sewer, and parking facilities operations. Internal service funds are an accounting device used to accumulate and allocate costs internally across the County's various functions. Internal service funds are used to account for employee benefits and telecommunications. Because the services accounted for in the internal service funds predominantly benefit governmental rather than business-type functions, they have been included within governmental activities in the government-wide financial statements.

The proprietary fund statements provide the same type of information as the government-wide financial statements, only in more detail. The proprietary fund financial statements show the Water and Sewer fund and the Parking Facilities fund separately; the internal service funds are aggregated. The basic proprietary fund financial statements are on pages 31 – 33.

*Fiduciary Funds:* Fiduciary funds are used to account for resources held for the benefit of parties outside the County. Fiduciary funds are not reflected in the government-wide financial statements because those resources are not available to support the County's own programs. The accounting used for fiduciary funds is much like that used for proprietary funds. The basic fiduciary fund financial statement can be found on page 34.

*Notes to the Basic Financial Statements:* The notes provide additional information essential to a full understanding of the data provided in the government-wide and fund financial statements. The notes to the basic financial statements can be found on pages 35 – 90.

*Other Information:* The combining statements referred to earlier in connection with nonmajor governmental funds, proprietary funds, fiduciary funds and component units are presented immediately following the notes. Individual fund schedules prepared on a non-GAAP, budgetary basis are also presented. Combining nonmajor fund statements and individual fund schedules can be found on pages 94 – 167 of this report.

**FRANKLIN COUNTY, OHIO**

**Management's Discussion and Analysis  
For the Year Ended December 31, 2014**

**Unaudited**

**Government-wide Financial Analysis**

The following table provides a summary of the County's 2014 net position compared to 2013:

	Net Position (Amounts in 000's)					
	Governmental Activities		Business-type Activities		Total	
	2014	2013	2014	2013	2014	2013
Assets:						
Current and other assets	\$ 1,438,232	\$ 1,402,873	\$ 7,781	\$ 6,912	\$ 1,446,013	\$ 1,409,785
Capital assets	794,548	753,087	49,584	46,184	844,132	799,271
Total assets	<u>2,232,780</u>	<u>2,155,960</u>	<u>57,365</u>	<u>53,096</u>	<u>2,290,145</u>	<u>2,209,056</u>
Total deferred outflows of resources	7,396	825	105	-	7,501	825
Liabilities:						
Long-term debt	355,744	376,133	20,300	20,088	376,044	396,221
Other long-term liab.	47,916	45,693	88	150	48,004	45,843
Other liabilities	76,566	73,899	1,931	1,162	78,497	75,061
Total liabilities	<u>480,226</u>	<u>495,725</u>	<u>22,319</u>	<u>21,400</u>	<u>502,545</u>	<u>517,125</u>
Total deferred inflows of resources	<u>417,570</u>	<u>417,566</u>	<u>-</u>	<u>-</u>	<u>417,570</u>	<u>417,566</u>
Net position:						
Invested in capital assets net of related debt	456,610	418,761	29,636	26,096	486,246	444,857
Restricted	629,550	623,507	-	-	629,550	623,507
Unrestricted	256,220	201,226	5,515	5,600	261,735	206,826
Total net position	<u>\$ 1,342,380</u>	<u>\$ 1,243,494</u>	<u>\$ 35,151</u>	<u>\$ 31,696</u>	<u>\$ 1,377,531</u>	<u>\$ 1,275,190</u>

As noted earlier, net position may serve as a useful indicator of the County's financial position. The County's assets and deferred outflows exceeded liabilities and deferred inflows by \$1.378 billion (\$1.342 billion in governmental activities and \$35.2 million in business-type activities) at the close of 2014. The County as a whole, and its separate governmental and business-type activities, had positive balances in all categories of net position in the prior fiscal year as well.

A large portion of the County's net position (35.3 percent) reflects its investment in capital assets (e.g., land, buildings and improvements, infrastructure, machinery and equipment, and construction in progress) less accumulated depreciation and any related outstanding debt that had been used to acquire those assets. Although the County's investment in its capital assets is reported net of related debt, it should be noted that the resources needed to repay this debt must be provided from other sources, since the capital assets themselves cannot be used to liquidate these liabilities.

An additional portion of the County's net position (45.7 percent) represents resources that are subject to external or legal restrictions on how they may be used. The remaining balance of net position (\$261.7 million) is unrestricted and may be used to meet the County's ongoing obligations to citizens, employees and creditors. It is important to note, however, that the unrestricted net position of the County's business-type activities (\$5.5 million) may not be used to fund governmental activities. The amount invested in capital assets, net of related debt, increased by \$41.4 million or 9.3 percent, primarily related to building improvements and various infrastructure improvements. Restricted net position increased by \$6.0 million in 2014 when compared with 2013.



**FRANKLIN COUNTY, OHIO**

**Management's Discussion and Analysis  
For the Year Ended December 31, 2014**

**Unaudited**

The County's total net position increased by \$102.3 million during 2014: \$98.9 million increase for governmental activities and \$3.4 million increase for business-type activities. The following table shows the changes in net position for 2014 compared with 2013:

	Changes in Net Position (Amounts in 000's)					
	Governmental Activities		Business-type Activities		Total	
	2014	2013	2014	2013	2014	2013
Program revenues:						
Charges for services	\$ 128,703	\$ 127,990	\$ 10,206	\$ 9,933	\$ 138,909	\$ 137,923
Operating grants	283,859	288,180	-	-	283,859	288,180
Capital grants	26,644	11,084	147	375	26,791	11,459
General revenues:						
Property taxes	409,469	408,138	-	-	409,469	408,138
Sales taxes	272,497	155,758	-	-	272,497	155,758
Grants not restricted to specific programs	24,261	24,862	-	-	24,261	24,862
Unrestricted investment earnings	8,583	2,066	-	-	8,583	2,066
Gain on sale of capital assets	-	-	7	1	7	1
Total revenues	<u>1,154,016</u>	<u>1,018,078</u>	<u>10,360</u>	<u>10,309</u>	<u>1,164,376</u>	<u>1,028,387</u>
Expenses:						
General government	126,650	120,709	-	-	126,650	120,709
Judicial	78,734	76,702	-	-	78,734	76,702
Public safety	164,064	148,650	-	-	164,064	148,650
Human services	298,571	286,395	-	-	298,571	286,395
Health	304,418	296,879	-	-	304,418	296,879
Public works	37,299	32,028	-	-	37,299	32,028
Conservation and recreation	19,215	19,173	-	-	19,215	19,173
Community development	9,425	7,485	-	-	9,425	7,485
Interest and fiscal charges	14,194	16,208	-	-	14,194	16,208
Water and sewer	-	-	6,726	6,589	6,726	6,589
Parking facilities	-	-	2,739	3,037	2,739	3,037
Total expenses	<u>1,052,570</u>	<u>1,004,229</u>	<u>9,465</u>	<u>9,626</u>	<u>1,062,035</u>	<u>1,013,855</u>
Transfers	<u>(2,560)</u>	<u>53</u>	<u>2,560</u>	<u>(53)</u>	<u>-</u>	<u>-</u>
Change in net position	98,886	13,902	3,455	630	102,341	14,532
Net position – beginning	<u>1,243,494</u>	<u>1,229,592</u>	<u>31,696</u>	<u>31,066</u>	<u>1,275,190</u>	<u>1,260,658</u>
Net position – ending	<u>\$ 1,342,380</u>	<u>\$ 1,243,494</u>	<u>\$ 35,151</u>	<u>\$ 31,696</u>	<u>\$ 1,377,531</u>	<u>\$ 1,275,190</u>

**Governmental Activities** Governmental activities added to the County's net position by \$98.9 million. Key elements of this change are as follows:

- Property taxes increased by \$1.3 million or 0.3 percent due to an increase in taxable values and development.
- Capital grants and contributions experienced an increase of \$15.6 million due to increases in grant funding.

**FRANKLIN COUNTY, OHIO**

---

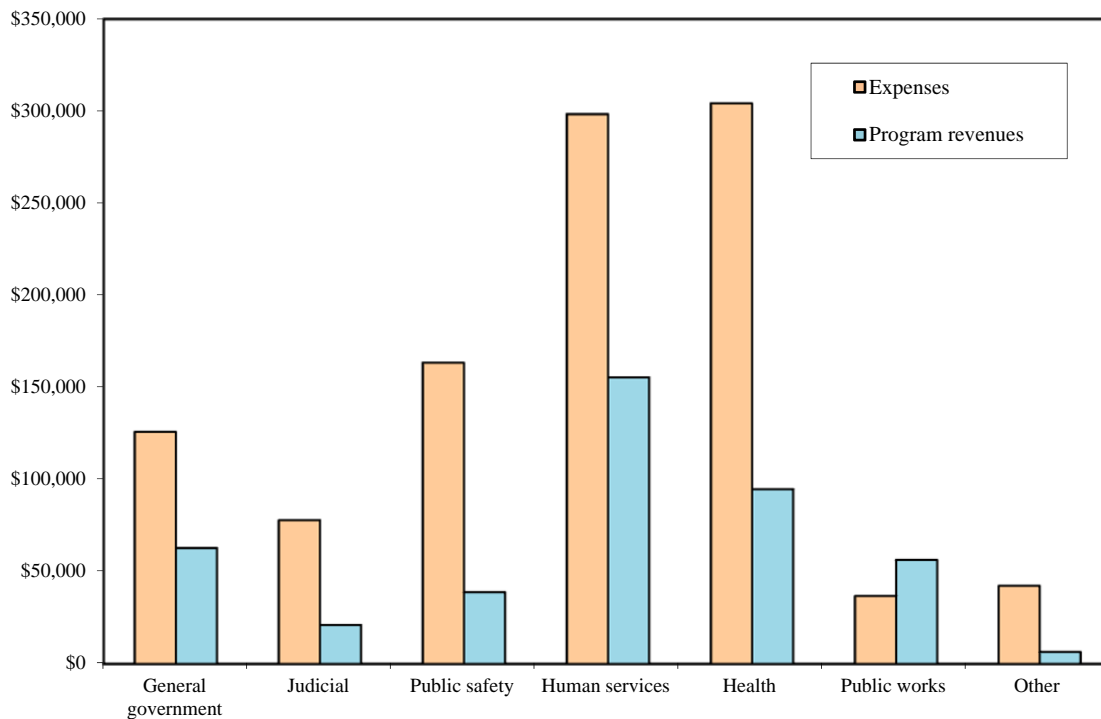
**Management's Discussion and Analysis  
For the Year Ended December 31, 2014**

**Unaudited**

---

- Sales taxes increased by \$116.7 million over sales tax revenue of calendar year 2013 as a result of a 0.5 percent increase in the sales tax rate effective January 1, 2014 and a rebounding economy.
- Operating grants and contributions decreased by \$4.3 million resulting from decreases in federal funding.
- Expenses for nearly all general government functions increased to correspond with increased revenues. In total, governmental activities expenses increased \$48.3 million, the majority of which were in health, public safety and human services expenses.

**Expenses and Program Revenues – Governmental Activities**  
(Amounts in 000's)



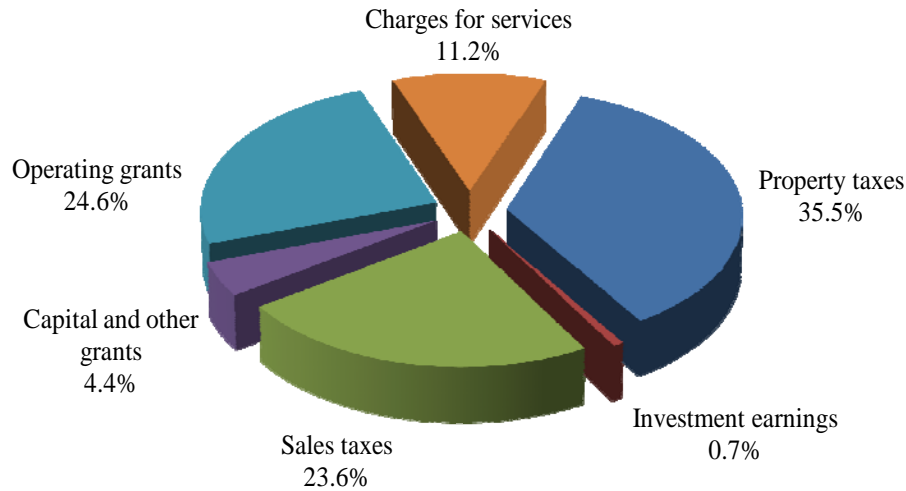
For governmental activities, total revenues exceeded expenses, resulting in a \$98.9 million increase in net position during 2014.

Operating grants were the largest type of program revenue, accounting for \$283.9 million or 24.6 percent of total governmental revenues. The major recipients of operating grant revenue were FCBDD, the Children Services Board, the ADAMH Board, and the Department of Jobs and Family Services.

Property taxes accounted for \$409.5 million or 35.5 percent of total revenues for governmental activities. The major recipients of property tax revenues were FCBDD, the Children Services Board, the ADAMH Board and the General Fund. Another major component of general revenues was sales tax, which totaled \$272.5 million. Sales tax was the largest revenue source for the General Fund.

Charges to users of governmental services, another type of program revenue, made up \$128.7 million or 11.2 percent of total governmental revenues. These charges included fees for conveyance of real estate, fees associated with the collection of property taxes, fines and forfeitures related to judicial activity, and licenses and permits.

Revenues by Source - Governmental Activities

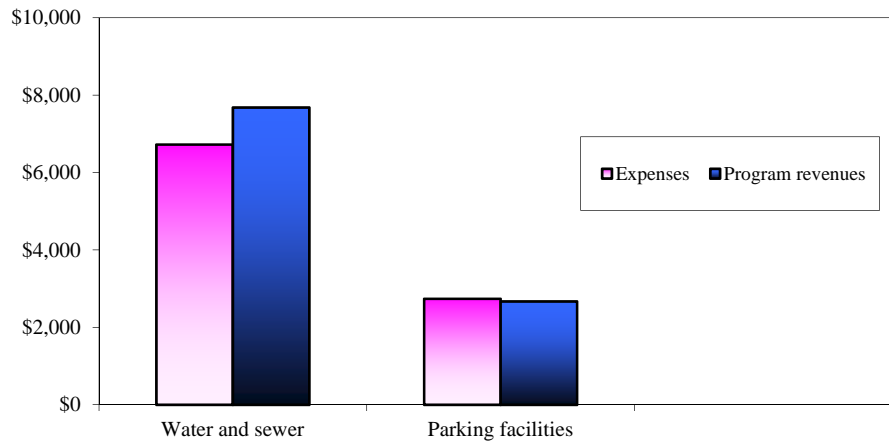


On the expense side, the largest activity in 2014 was health, accounting for \$304.4 million or 28.9 percent of the total expenses for governmental activities. The major providers of health activities are FCBDD and the ADAMH Board. The human services program accounted for \$298.6 million or 28.4 percent of total governmental expenses.

The general government function represents activities related to the governing body as well as activities that directly support other County programs that serve the County's residents. In 2014, this represented 12.0 percent of the County's total governmental expenses. General government expenses for 2014 increased by \$5.9 million or 4.9 percent from the prior year.

**Business-type Activities** The County's net position for business-type activities increased by \$3.4 million. Capital grants and contributions totaling \$0.1 million were received for water and sewer.

**Expenses and Program Revenues - Business-type Activities**  
(Amounts in 000's)



**Financial Analysis of the County's Funds**

As noted earlier, the County uses fund accounting to ensure and demonstrate compliance with finance-related legal requirements.

**Governmental Funds** The focus of the County's governmental funds is to provide information on near-term inflows, outflows and balances of spendable resources. This information is useful in assessing the County's financing requirements. In particular, unreserved fund balance may serve as a measure of the County's net resources available for spending at the end of the year.

At December 31, 2014, the County's governmental funds reported combined ending fund balances of \$800.9 million, an increase of \$23.3 million in comparison with the prior year balances. Approximately \$172.9 million of this amount constitutes unassigned fund balance, available for spending at the County's discretion. The remainder is nonspendable, restricted, committed or assigned to indicate that it is not available for new spending because it is related to notes receivable, advances to other funds or inventories of consumable supplies, none of which can easily be converted into cash.

**General Fund** The General Fund is the chief operating fund of the County. The net change in the fund balance of the General Fund was an increase of \$41.0 million during 2014. However, at December 31, 2014, unassigned fund balance of the General Fund was \$174.1 million, while total fund balance was \$208.6 million. As a measure of the General Fund's liquidity, it may be useful to compare both unassigned fund balance and total fund balance to total fund expenditures. Unassigned fund balance represents 47.7 percent of total General Fund expenditures (including transfers out), while total fund balance represents 57.2 percent of that same amount.

***Management's Discussion and Analysis  
For the Year Ended December 31, 2014***

***Unaudited***

---

***Major Special Revenue Funds*** The Board of Developmental Disabilities, Children Services Board, and ADAMH Board funds are major special revenue funds used to account for specific governmental revenues and the associated expenditures are restricted to specified purposes because of legal or regulatory provisions or administrative action. The Board of Commissioners must approve tax levy requests before they are placed on the ballot.

The Board of Developmental Disabilities fund accounts for property taxes and federal and state grants restricted to expenditures for those services that benefit the developmentally disabled. Property tax revenue decreased by \$1.0 million and intergovernmental revenue decreased by \$4.3 million when compared to the prior year. Expenditures for social service contracts, medical providers, and the maintenance and operation of buildings and buses decreased by \$2.1 million or 1.0 percent when compared with the prior year. The net change in fund balance for 2014 was an increase of \$6.6 million or 2.3 percent.

The Children Services Board fund accounts for property taxes and federal funds restricted for programs designed to help abused, neglected, dependent, and troubled children and their families. The net change in fund balance for 2014 was an increase of \$6.4 million or 5.0 percent. The primary factor for the increase in fund balance was the increase in intergovernmental revenue. Expenditures increased by \$1.4 million or 0.8 percent.

The ADAMH Board fund accounts for alcohol and drug addiction treatment programs and mental health services to the public, generally through contracts with local health care providers. The largest revenue sources are property taxes and state funding. The net change in fund balance for 2014 was an increase of \$3.9 million or 4.9 percent. Property tax revenue and intergovernmental revenue remained relatively constant compared to revenue reported in 2013. Expenditures increased by \$6.2 million or 9.1 percent.

***Other Governmental Funds*** Other Governmental Funds represents all nonmajor special revenue funds, nonmajor capital projects funds and nonmajor debt service funds. The largest revenue sources are intergovernmental revenues from the state (primarily related to road and bridge construction and collection of court-ordered child support) and property taxes for the zoo and for senior services. The net change in fund balance for 2014 was a decrease of \$34.5 million or 29.7 percent.

***Proprietary Funds*** The County's proprietary funds provide the same type of information found in the business-type activities in the government-wide financial statements, but in more detail. Unrestricted net position of Water and Sewer at the end of the year amounted to \$2.4 million and those for Parking Facilities amounted to \$3.1 million. The total change in net position for the funds was an increase of \$3.5 million and a decrease of \$0.07 million, respectively. Other factors concerning the finances of these two funds have already been addressed in the discussion of the County's business-type activities.

**Budgetary Highlights**

The County's budget is prepared according to Ohio law. The most significant budgeted fund is the General Fund. For calendar year 2014, the total original appropriations for the General Fund, including those for advances and transfers out, were \$356.7 million, while the final appropriations were \$382.8 million, resulting in a net increase of \$26.1 million or 7.3 percent. While the total general fund budget did not change significantly between original and final budget, there were some significant changes to the functional classifications. The originally budgeted amount of \$3.0 million within the Board of Commissioners budget as a contingency item was reclassified to other functional areas as needs were evident. Major adjustments included commitments to certain construction and permanent improvement projects, support for human services and support of community partnerships.

Final General Fund appropriations for 2014 were higher than the final 2013 appropriations by \$40.0 million or 11.7 percent, and 7.3 percent higher than actual 2014 budgetary basis expenditures. Significant variances between the final budget and actual results for the General Fund are described as follows:

- Actual general government expenditures were \$4.8 million or 5.6 percent lower than budgeted. While all of the general government agencies had positive variances, the most significant variance was due to public facilities management expenditures \$2.2 million lower than budget and the data center expenditures \$0.7 million lower than final budget.
- Actual judicial expenditures were \$4.8 million or 5.0 percent lower than expected. Spending by common pleas court was \$0.3 million lower than budgeted; the prosecuting attorney was \$2.4 million lower than budgeted, domestic and juvenile court was \$0.5 million lower than budgeted and by the clerk of court, \$1.4 million lower than budgeted. Expenditures for data processing equipment, supplies and services were lower than expected.
- Actual public safety expenditures were \$1.0 million or 0.8 percent lower than expected, primarily due to Sheriff expenditures being \$0.6 million lower than final budget.
- Actual community development expenditures were \$1.5 million or 20.6 percent lower than expected. This variance was related to the establishment of the policies and appointment of the advisory board of the Franklin County Infrastructure Bank, which will occur in 2015 rather than 2014 as originally anticipated during the budgetary process.
- Actual transfers out of the General Fund were \$13.9 million lower than final budget due to the lack of the need to transfer monies from pledged amounts.

**FRANKLIN COUNTY, OHIO**

**Management's Discussion and Analysis  
For the Year Ended December 31, 2014**

**Unaudited**

**Capital Asset and Debt Administration**

**Capital Assets** The County's investment in capital assets for its governmental and business type activities at December 31, 2014, amounts to \$486.2 million (net of related debt). The increase in the County's investment in capital assets (net of related debt) for 2014 was 9.3 percent when compared to 2013 activity. The amount reported for capital assets in the financial statements increased by \$44.9 million as detailed in the table below:

Capital Assets, Net of Depreciation (Amounts in 000's)						
	Governmental Activities		Business-type Activities		Total	
	2014	2013	2014	2013	2014	2013
Land	\$ 65,084	\$ 61,013	\$ 442	\$ 442	\$ 65,526	\$ 61,455
Buildings and improvements	427,224	434,072	7,343	7,593	434,567	441,665
Infrastructure	173,269	166,124	27,981	28,518	201,250	194,642
Machinery and equipment	38,287	36,580	665	502	38,952	37,082
Construction in progress	90,684	55,298	13,153	9,129	103,837	64,427
	<u>\$ 794,548</u>	<u>\$ 753,087</u>	<u>\$ 49,584</u>	<u>\$ 46,184</u>	<u>\$ 844,132</u>	<u>\$ 799,271</u>

The major capital asset expenditures during 2014 involved construction projects: renovation of the Hall of Justice, construction of the Sheriff Training Academy, construction of the Board of Elections Facility, construction of the Public Safety Center, rehabilitation of Veterans Memorial, building improvements and infrastructure improvements. More information regarding the County's capital assets can be found in Note 9 on pages 62 – 64.

**Long-term Debt** At December 31, 2014, the County had total long-term debt outstanding of \$376.0 million. All of the County's debt is unvoted. General obligation debt as shown in the table below includes bonds, notes, loans and capital leases.

Outstanding Debt (Amounts in 000's)						
	Governmental Activities		Business-type Activities		Total	
	2014	2013	2014	2013	2014	2013
General obligation debt	\$ 279,189	\$ 297,482	\$ 8,510	\$ 8,770	\$ 287,699	\$ 306,252
Special obligation debt	34,168	44,305	11,438	11,318	45,606	55,623
Unamortized bond premiums	18,978	10,291	352	-	19,330	10,291
Capital leases	23,409	24,055	-	-	23,409	24,055
	<u>\$ 355,744</u>	<u>\$ 376,133</u>	<u>\$ 20,300</u>	<u>\$ 20,088</u>	<u>\$ 376,044</u>	<u>\$ 396,221</u>

The County's total long-term debt decreased by \$20.2 million, or 5.1 percent during calendar year 2014. During 2014, \$91.9 million was received for governmental activity construction projects and debt refunding, \$7.3 million was received for business-type activity construction projects, and retiring special obligation notes were partially refinanced.

***Management's Discussion and Analysis  
For the Year Ended December 31, 2014***

***Unaudited***

---

Both Standard & Poor's and Moody's Investor Services have given Franklin County a "triple-A" credit rating, the highest rating possible. The County's rating is based on the County's financial management and debt burden, and the strength of the local economy. The County is within all its legal debt limitations. As of December 31, 2014, the County's non-exempt debt was \$240.1 million. The County's limit for total voted and unvoted non-exempt debt was \$657.5 million, leaving a borrowing capacity of \$417.4 million. Unvoted, non-exempt debt is limited to one percent of total assessed property value. For 2014, that limit was \$263.6 million, leaving a borrowing capacity of \$23.5 million. The aggregate amount of the County's unvoted debt is also subject to overlapping debt restrictions with other political subdivisions. At year-end, the County's total net bonded debt amounted to 1.1 percent of the total assessed value of all property within the County.

In addition to the bonded debt, notes, loans and capital leases, the County's long-term obligations include compensated absences and workers' compensation. More information regarding the County's long-term obligations can be found in Note 10 on pages 65 – 73.

**Economic Factors and Next Year's Budgets and Rates**

Franklin County has experienced significant growth in the past thirty years, both in population and in tax base. The County's financial condition remains strong. The County's General Fund unrestricted cash balance at December 31, 2014, was \$162.5 million, an amount sufficient to cover General Fund expenditures for approximately six months.

When preparing the budget for the 2015 fiscal year, the following factors were taken into consideration:

- Franklin County's unemployment rate for 2014 was 4.8 percent, a decrease of 1.4 percent from 2013. Although unemployment has decreased, the demand for health and human services provided by County agencies is expected to continue.
- Sales tax revenues are projected to increase as a result of an increase in the rate of sales and use tax by one-half of one percent effective January 1, 2014 and remain a significant revenue source. Another major revenue source, the local government fund, is expected to be significantly reduced in future years.
- Investment earnings are expected to be consistent with 2014 in the General Fund and overall.
- General Fund cash reserves are expected to increase \$16.6 million in 2015 as a result of cost saving measures.

**Requests for Information**

This financial report is designed to provide citizens, taxpayers, customers, investors and creditors with a general overview of the County's finances, and to demonstrate accountability for the money the County receives. Questions concerning any of the information provided in this report or requests for additional financial information should be addressed to the Franklin County Auditor, Fiscal Services Division, 373 South High Street, 21st Floor, Columbus, Ohio 43215-6310. This report is also available on-line at [www.franklincountyauditor.com/fiscal/financial-reports](http://www.franklincountyauditor.com/fiscal/financial-reports).



Basic Financial Statements

**FRANKLIN COUNTY, OHIO**

**Statement of Net Position**  
**December 31, 2014**

(Amounts in 000's)

	Primary Government			Component Units
	Governmental Activities	Business-type Activities	Total	
<b>Assets:</b>				
Equity with County Treasurer (notes 1 & 4)	\$ 778,910	\$ 5,293	\$ 784,203	\$ -
Cash, cash equivalents, and investments in segregated accounts (notes 1 & 4)	4,826	4	4,830	13,199
Property taxes receivable, net (note 6)	440,060	-	440,060	-
Accounts receivable	7,324	2,069	9,393	1,176
Accrued interest receivable	1,666	-	1,666	-
Sales taxes receivable	73,405	-	73,405	-
Internal balances (notes 1 & 5)	18	(18)	-	-
Due from primary government (note 5)	-	-	-	32
Due from other governments	113,754	-	113,754	-
Notes receivable (note 7)	7,025	-	7,025	-
Leases receivable (note 8)	1,277	-	1,277	-
Loans receivable, net (note 1)	3,156	258	3,414	-
Inventories (note 1)	4,000	175	4,175	266
Prepaid items (note 1)	411	-	411	19,307
Restricted cash (notes 1 & 4)	2,400	-	2,400	-
Capital assets, net of accumulated depreciation:				
Nondepreciable (notes 1 & 9)	155,768	13,595	169,363	-
Depreciable (notes 1 & 9)	638,780	35,989	674,769	2,576
Other non-current assets	-	-	-	18
Total assets	2,232,780	57,365	2,290,145	36,574
<b>Deferred outflows of resources:</b>				
Deferred charge on refunding	7,396	105	7,501	-
<b>Liabilities:</b>				
Accrued wages	18,959	72	19,031	466
Accrued interest	1,185	31	1,216	-
Accounts payable and other current liabilities	46,268	1,570	47,838	360
Matured bonds and interest payable	908	-	908	-
Due to component unit (note 5)	32	-	32	-
Unearned revenue (note 1)	6,814	258	7,072	1,073
Liabilities payable from restricted assets	2,400	-	2,400	-
Long-term liabilities: (notes 1 & 10)				
Due within one year	28,153	1,184	29,337	1,951
Due in more than one year	375,507	19,204	394,711	8,684
Total liabilities	480,226	22,319	502,545	12,534
<b>Deferred inflows of resources:</b>				
Property taxes (note 1)	417,570	-	417,570	-
<b>Net Position:</b>				
Net investment in capital assets	456,610	29,636	486,246	2,112
Restricted for:				
Judicial	613	-	613	-
Public safety	4,071	-	4,071	-
Human services	176,747	-	176,747	-
Health	406,490	-	406,490	-
Public works	26,895	-	26,895	-
Real estate assessment	8,723	-	8,723	-
Debt service (note 10)	278	-	278	-
Capital projects	3,709	-	3,709	-
Other purposes	2,024	-	2,024	5
Unrestricted	256,220	5,515	261,735	21,923
Total net position	\$ 1,342,380	\$ 35,151	\$ 1,377,531	\$ 24,040

The notes to the basic financial statements are an integral part of this statement.

**FRANKLIN COUNTY, OHIO**

**Statement of Activities  
For the Year Ended December 31, 2014**

*(Amounts in 000's)*

	Program Revenues				Net (Expense) Revenue and Changes in Net Position			
	Expenses	Charges for Services	Operating Grants and Contributions	Capital Grants and Contributions	Primary Government			Component Units
					Governmental Activities	Business-type Activities	Total	
Primary government:								
Governmental activities:								
General government	\$ 126,650	\$ 62,808	\$ 676	\$ -	\$ (63,166)	\$ -	\$ (63,166)	\$ -
Judicial	78,734	12,489	8,794	34	(57,417)	-	(57,417)	-
Public safety	164,064	25,102	14,143	15	(124,804)	-	(124,804)	-
Human services	298,571	7,465	148,615	-	(142,491)	-	(142,491)	-
Health	304,418	15,324	80,209	-	(208,885)	-	(208,885)	-
Public works	37,299	4,555	26,967	25,403	19,626	-	19,626	-
Conservation and recreation	19,215	-	1,847	1	(17,367)	-	(17,367)	-
Community development	9,425	960	2,608	1,191	(4,666)	-	(4,666)	-
Interest and fiscal charges	14,194	-	-	-	(14,194)	-	(14,194)	-
Total governmental activities	<u>1,052,570</u>	<u>128,703</u>	<u>283,859</u>	<u>26,644</u>	<u>(613,364)</u>	<u>-</u>	<u>(613,364)</u>	<u>-</u>
Business-type activities:								
Water and sewer	6,726	7,535	-	147	-	956	956	-
Parking facilities	2,739	2,671	-	-	-	(68)	(68)	-
Total business-type activities	<u>9,465</u>	<u>10,206</u>	<u>-</u>	<u>147</u>	<u>-</u>	<u>888</u>	<u>888</u>	<u>-</u>
Total primary government	<u>\$ 1,062,035</u>	<u>\$ 138,909</u>	<u>\$ 283,859</u>	<u>\$ 26,791</u>	<u>(613,364)</u>	<u>888</u>	<u>(612,476)</u>	<u>-</u>
Component units: (notes 1 & 18)								
ARC Industries	\$ 10,537	\$ 8,204	\$ 2,703	\$ -	-	-	-	370
Veterans Memorial Hall	2,760	1,813	1,149	-	-	-	-	202
Stadium and Team	10,527	11,974	-	-	-	-	-	1,447
Total component units	<u>\$ 23,824</u>	<u>\$ 21,991</u>	<u>\$ 3,852</u>	<u>\$ -</u>	<u>-</u>	<u>-</u>	<u>-</u>	<u>2,019</u>
General revenues:								
Property taxes (note 6)					409,469	-	409,469	-
Sales taxes					272,497	-	272,497	-
Grants and contributions not restricted to specific programs					24,261	-	24,261	-
Unrestricted investment earnings					8,583	-	8,583	174
Gain on sale of capital assets					-	7	7	-
Transfers (note 5)					(2,560)	2,560	-	-
Total general revenues and transfers					<u>712,250</u>	<u>2,567</u>	<u>714,817</u>	<u>174</u>
Change in net position					98,886	3,455	102,341	2,193
Net position - beginning					1,243,494	31,696	1,275,190	21,847
Net position - ending					<u>\$ 1,342,380</u>	<u>\$ 35,151</u>	<u>\$ 1,377,531</u>	<u>\$ 24,040</u>

The notes to the financial statements are an integral part of this statement.

**FRANKLIN COUNTY, OHIO**

**Balance Sheet  
Governmental Funds  
December 31, 2014**

(Amounts in 000's)

	General	Board of Developmental Disabilities	Children Services Board
<b>Assets:</b>			
Equity with County Treasurer (notes 1 & 4)	\$ 162,519	\$ 292,395	\$ 133,594
Cash and investments in			
segregated accounts (notes 1 & 4)	5	-	-
Property taxes receivable, net (note 6)	36,780	175,170	122,700
Accounts receivable	2,292	2,037	99
Accrued interest receivable	1,660	-	-
Sales taxes receivable	73,405	-	-
Due from other funds (note 5)	681	-	23
Due from other governments	11,715	23,264	35,218
Notes receivable (note 7)	2,600	-	-
Leases receivable (note 8)	300	-	-
Loans receivable, net (note 1)	-	-	-
Inventories (note 1)	2,251	270	27
Advances to other funds (notes 1 & 5)	3,306	-	-
Restricted cash (notes 1 & 4)	2,400	-	-
<b>Total assets</b>	<b>\$ 299,914</b>	<b>\$ 493,136</b>	<b>\$ 291,661</b>
<b>Liabilities, deferred inflows of resources, and fund balances:</b>			
<b>Liabilities:</b>			
Accrued wages	\$ 9,523	\$ 3,399	\$ 2,198
Accounts payable	7,937	5,763	8,390
Matured bonds and interest payable	-	-	-
Due to other funds (note 5)	71	34	119
Due to component unit (note 5)	-	32	-
Unearned revenue (note 1)	-	-	-
Advances from other funds (notes 1 & 5)	-	-	-
Liabilities payable from restricted assets	2,400	-	-
<b>Total liabilities</b>	<b>19,931</b>	<b>9,228</b>	<b>10,707</b>
<b>Deferred inflows of resources:</b>			
Property taxes (note 1)	34,900	166,230	116,420
Unavailable revenue (note 1)	36,513	24,178	31,956
<b>Total deferred inflows of resources</b>	<b>71,413</b>	<b>190,408</b>	<b>148,376</b>
<b>Fund balances: (notes 1 &amp; 17)</b>			
Nonspendable	2,251	270	27
Restricted	1,545	293,230	132,551
Committed	30,690	-	-
Assigned	-	-	-
Unassigned	174,084	-	-
<b>Total fund balances</b>	<b>208,570</b>	<b>293,500</b>	<b>132,578</b>
<b>Total liabilities, deferred inflows of resources, and fund balances</b>	<b>\$ 299,914</b>	<b>\$ 493,136</b>	<b>\$ 291,661</b>

The notes to the basic financial statements are an integral part of this statement.

(Continued on next page)

**FRANKLIN COUNTY, OHIO**

**Balance Sheet  
Governmental Funds  
December 31, 2014**

(Amounts in 000's)

	ADAMH Board	Other Governmental Funds	Total Governmental Funds
<b>Assets:</b>			
Equity with County Treasurer (notes 1 & 4)	\$ 89,779	\$ 76,597	\$ 754,884
Cash and investments in			
segregated accounts (notes 1 & 4)	-	4,821	4,826
Property taxes receivable, net (note 6)	55,000	50,410	440,060
Accounts receivable	183	2,668	7,279
Accrued interest receivable	-	6	1,666
Sales taxes receivable	-	-	73,405
Due from other funds (note 5)	10	298	1,012
Due from other governments	10,043	33,514	113,754
Notes receivable (note 7)	-	4,425	7,025
Leases receivable (note 8)	-	977	1,277
Loans receivable, net (note 1)	-	3,156	3,156
Inventories (note 1)	-	1,452	4,000
Advances to other funds (notes 1 & 5)	-	-	3,306
Restricted cash (notes 1 & 4)	-	-	2,400
<b>Total assets</b>	<b>\$ 155,015</b>	<b>\$ 178,324</b>	<b>\$ 1,418,050</b>
<b>Liabilities, deferred inflows of resources, and fund balances:</b>			
<b>Liabilities:</b>			
Accrued wages	\$ 215	\$ 3,587	\$ 18,922
Accounts payable	6,748	9,886	38,724
Matured bonds and interest payable	-	908	908
Due to other funds (note 5)	3	780	1,007
Due to component unit (note 5)	-	-	32
Unearned revenue (note 1)	-	6,814	6,814
Advances from other funds (notes 1 & 5)	-	3,006	3,006
Liabilities payable from restricted assets	-	-	2,400
<b>Total liabilities</b>	<b>6,966</b>	<b>24,981</b>	<b>71,813</b>
<b>Deferred inflows of resources:</b>			
Property taxes (note 1)	52,190	47,830	417,570
Unavailable revenue (note 1)	11,220	23,895	127,762
<b>Total deferred inflows of resources</b>	<b>63,410</b>	<b>71,725</b>	<b>545,332</b>
<b>Fund balances: (notes 1 &amp; 17)</b>			
Nonspendable	-	1,452	4,000
Restricted	84,639	76,595	588,560
Committed	-	294	30,984
Assigned	-	4,425	4,425
Unassigned	-	(1,148)	172,936
<b>Total fund balances</b>	<b>84,639</b>	<b>81,618</b>	<b>800,905</b>
<b>Total liabilities, deferred inflows of resources, and fund balances</b>	<b>\$ 155,015</b>	<b>\$ 178,324</b>	<b>\$ 1,418,050</b>

The notes to the basic financial statements are an integral part of this statement.

**FRANKLIN COUNTY, OHIO**

---

---

***Reconciliation of Total Governmental Fund Balances to  
Net Position of Governmental Activities  
December 31, 2014***

*(Amounts in 000's)*

Total fund balances - governmental funds (page 21)	\$	800,905
Amounts reported for governmental activities in the statement of net position (page 18) are different because:		
Capital assets used in governmental activities are not financial resources and, therefore, are not reported in the funds.		794,548
Other assets are not available to pay for current period expenditures and, therefore, are deferred in the funds:		
Accrued interest receivable	862	
Sales taxes receivable	27,836	
Accounts receivable	909	
Due from other funds	80	
Due from other governments	77,398	
Property taxes receivable	19,400	
Leases receivable	1,277	
		127,762
Internal service funds are used by management to charge the costs of employee benefits and telecommunications to individual funds. The assets and liabilities of the internal service funds are included in governmental activities in the statement of net position.		16,614
Some liabilities are not due and payable in the current period and, therefore, are not reported in the funds:		
Accrued interest	(1,185)	
General obligation bonds and notes	(279,189)	
Taxable special obligation bonds and notes	(29,980)	
Unamortized bond premiums, discounts, and charges	(11,582)	
Loans	(4,188)	
Compensated absences	(42,955)	
Workers' compensation	(4,961)	
Capital leases	(23,409)	
		(397,449)
Net position of governmental activities (page 18)	\$	<u>1,342,380</u>

The notes to the basic financial statements are an integral part of this statement.



**FRANKLIN COUNTY, OHIO**

**Statement of Revenues, Expenditures and Changes in Fund Balances  
Governmental Funds  
For the Year Ended December 31, 2014**

*(Amounts in 000's)*

	General	Board of Developmental Disabilities	Children Services Board
<b>Revenues:</b>			
Sales tax	\$ 260,193	\$ -	\$ -
Property taxes (note 6)	39,284	160,877	112,611
Licenses and permits	496	-	-
Fees and charges for services	57,069	6,054	905
Fines and forfeitures	999	-	-
Intergovernmental	35,859	60,055	65,811
Investment income	8,494	-	-
Other	2,600	8,742	296
Total revenues	404,994	235,728	179,623
<b>Expenditures:</b>			
<b>Current:</b>			
General government	88,084	-	-
Judicial	71,651	-	-
Public safety	135,965	-	-
Human services	5,370	-	173,540
Health	-	229,199	-
Public works	592	-	-
Conservation and recreation	-	-	-
Community development	5,736	-	-
Capital outlays	5,059	-	-
Debt service: (note 10)			
Principal retirement	373	-	-
Interest charges	49	-	-
Debt issuance cost	-	-	-
Intergovernmental grants	2,906	-	-
Total expenditures	315,785	229,199	173,540
Excess (deficiency) of revenues over (under) expenditures	89,209	6,529	6,083
<b>Other financing sources (uses):</b>			
Transfers in (notes 1 & 5)	574	-	273
Transfers out (notes 1 & 5)	(48,929)	-	-
Issuance of debt (note 10)	-	-	-
Refunding bonds issued (note 10)	-	-	-
Premium on issuance of debt (note 10)	-	-	-
Discount on issuance of debt (note 10)	-	-	-
Payment to refunded bond escrow agent	-	-	-
Capital leases (notes 10 & 11)	87	-	-
Sale of capital assets	29	31	9
Total other financing sources (uses)	(48,239)	31	282
Net change in fund balances	40,970	6,560	6,365
Fund balances - beginning	167,600	286,940	126,213
Fund balances - ending	\$ 208,570	\$ 293,500	\$ 132,578

The notes to the basic financial statements are an integral part of this statement.

(Continued on next page)



**FRANKLIN COUNTY, OHIO**

**Statement of Revenues, Expenditures and Changes in Fund Balances  
Governmental Funds  
For the Year Ended December 31, 2014**

*(Amounts in 000's)*

	ADAMH Board	Other Governmental Funds	Total Governmental Funds
<b>Revenues:</b>			
Sales tax	\$ -	\$ -	\$ 260,193
Property taxes (note 6)	50,426	46,269	409,467
Licenses and permits	-	2,414	2,910
Fees and charges for services	-	30,703	94,731
Fines and forfeitures	-	4,535	5,534
Intergovernmental	27,356	144,950	334,031
Investment income	-	76	8,570
Other	68	18,050	29,756
Total revenues	77,850	246,997	1,145,192
<b>Expenditures:</b>			
<b>Current:</b>			
General government	-	28,762	116,846
Judicial	-	5,429	77,080
Public safety	-	23,108	159,073
Human services	-	120,230	299,140
Health	73,938	138	303,275
Public works	-	46,338	46,930
Conservation and recreation	-	18,242	18,242
Community development	-	2,150	7,886
Capital outlays	-	43,767	48,826
Debt service: (note 10)			
Principal retirement	-	25,178	25,551
Interest charges	-	14,771	14,820
Debt issuance cost	-	592	592
Intergovernmental grants	-	5,048	7,954
Total expenditures	73,938	333,753	1,126,215
Excess (deficiency) of revenues over (under) expenditures	3,912	(86,756)	18,977
<b>Other financing sources (uses):</b>			
Transfers in (notes 1 & 5)	-	47,885	48,732
Transfers out (notes 1 & 5)	-	(2,363)	(51,292)
Issuance of debt (note 10)	-	6,000	6,000
Refunding bonds issued (note 10)	-	85,850	85,850
Premium on issuance of debt (note 10)	-	10,569	10,569
Discount on issuance of debt (note 10)	-	(259)	(259)
Payment to refunded bond escrow agent	-	(95,537)	(95,537)
Capital leases (notes 10 & 11)	-	-	87
Sale of capital assets	-	86	155
Total other financing sources (uses)	-	52,231	4,305
Net change in fund balances	3,912	(34,525)	23,282
Fund balances - beginning	80,727	116,143	777,623
Fund balances - ending	\$ 84,639	\$ 81,618	\$ 800,905

The notes to the basic financial statements are an integral part of this statement.

**FRANKLIN COUNTY, OHIO**

***Reconciliation of the Statement of Revenues, Expenditures and Changes in Fund Balances of Governmental Funds to the Statement of Activities For the Year Ended December 31, 2014***

*(Amounts in 000's)*

Net change in fund balances - total governmental funds (page 25)	\$	23,282
<p>Amounts reported for governmental activities in the statement of activities (page 19) are different because:</p>		
<p>Governmental funds report capital outlays as expenditures. However, in the statement of activities, the cost of those assets is allocated over their estimated useful lives as depreciation expense. The effect on the change in net position is calculated as follows:</p>		
Per statement of revenues, expenditures and changes in fund balances:		
Capital outlay expenditures	48,826	
Capitalized expenditures reported in functional areas	21,242	
Per statement of activities:		
Depreciation expense (Note 9)	(27,110)	42,958
The net effect of transactions involving sales and retirements of capital assets decreased net position (Note 9)		(1,497)
Revenues in the statement of activities that do not provide current financial resources are not reported as revenues in the funds. The amount is the net effect of the prior year items against current year accruals.		8,824
<p>Proceeds of debt provide current financial resources to governmental funds, but issuing debt increases long-term liabilities in the statement of net position. Repayment of principal is an expenditure in the governmental funds, but the repayment reduces long-term liabilities in the statement of net position. The effect on the change in net position is as follows:</p>		
Per statement of revenues, expenditures and changes in fund balances:		
Issuance of debt, including refunding bonds and capital leases	(91,937)	
Principal retirement, including capital leases (Note 10)	25,558	(66,379)
Governmental funds report the effect of issuance costs and premiums when the debt is first issued, whereas these amounts are deferred to future periods and amortized in the statement of activities. The effect on the change in net position is as follows:		
Per statement of revenues, expenditures and changes in fund balances:		
Premiums on issuance of debt (Note 10)	(10,286)	
Per statement of activities:		
Amortization of bond premiums (Note 10)	1,599	
Amortization of deferred charges (Note 10)	(511)	(9,198)
Some expenses are reported in the statement of activities but do not require the use of current financial resources and therefore are not reported as expenditures in governmental funds. The amount is the net effect of prior year items against current year accruals.		97,924
Internal service funds are used by management to charge the costs of employee benefits and telecommunications to individual funds. The net revenue of the internal service funds is reported with governmental activities.		2,972
Change in net position of governmental activities (page 19)	\$	98,886

The notes to the basic financial statements are an integral part of this statement.

**FRANKLIN COUNTY, OHIO**

**Statement of Revenues, Expenditures and Changes in  
Fund Balance – Budget and Actual (Non-GAAP Budgetary Basis)  
General Fund  
For the Year Ended December 31, 2014**

(Amounts in 000's)

	Budgeted Amounts		Actual Amounts	Variance with Final Budget
	Original	Final		Positive (Negative)
Revenues:				
Sales tax	\$ 233,301	\$ 240,089	\$ 240,081	\$ (8)
Property taxes	37,925	39,764	39,284	(480)
Licenses and permits	407	407	495	88
Fees and charges for services	47,748	48,551	48,329	(222)
Fines and forfeitures	899	899	1,076	177
Intergovernmental	35,795	34,443	35,473	1,030
Investment income	6,096	7,097	7,553	456
Other	1,809	2,112	2,790	678
Total revenues	363,980	373,362	375,081	1,719
Expenditures:				
Current:				
General government	83,567	87,205	82,360	4,845
Judicial	90,337	96,295	91,513	4,782
Public safety	108,345	115,983	115,009	974
Human services	5,078	5,445	5,385	60
Public works	612	622	589	33
Community development	9,023	7,035	5,584	1,451
Capital outlays	2,555	5,060	5,059	1
Debt service	74	74	74	-
Intergovernmental grants	2,665	2,915	2,915	-
Total expenditures	302,256	320,634	308,488	12,146
Excess (deficiency) of revenues over (under) expenditures	61,724	52,728	66,593	13,865
Other financing sources (uses):				
Transfers in	1,658	1,357	574	(783)
Transfers out	(54,403)	(62,119)	(48,241)	13,878
Advances in	-	236	236	-
Proceeds from sale of capital assets	1	1	29	28
Total other financing sources (uses)	(52,744)	(60,525)	(47,402)	13,123
Net change in fund balance	8,980	(7,797)	19,191	26,988
Fund balance - beginning	135,590	135,590	135,590	-
Fund balance - ending	\$ 144,570	\$ 127,793	\$ 154,781	\$ 26,988

The notes to the basic financial statements are an integral part of this statement.

**FRANKLIN COUNTY, OHIO**

**Statement of Revenues, Expenditures and Changes in  
Fund Balance – Budget and Actual (Non-GAAP Budgetary Basis)  
Special Revenue Fund – Board of Developmental Disabilities Fund  
For the Year Ended December 31, 2014**

*(Amounts in 000's)*

	Budgeted Amounts		Actual Amounts	Variance with Final
	Original	Final		Budget Positive (Negative)
Revenues:				
Property taxes	\$ 159,754	\$ 166,796	\$ 160,884	\$ (5,912)
Fees and charges for services	7,380	7,380	6,080	(1,300)
Intergovernmental	65,893	61,192	58,113	(3,079)
Other	203	203	8,750	8,547
Total revenues	233,230	235,571	233,827	(1,744)
Expenditures:				
Current:				
Health	247,748	247,748	229,026	18,722
Excess (deficiency) of revenues over (under) expenditures	(14,518)	(12,177)	4,801	16,978
Other financing sources (uses):				
Proceeds from sale of capital assets	20	20	31	11
Total other financing sources (uses)	20	20	31	11
Net change in fund balance	(14,498)	(12,157)	4,832	16,989
Fund balance - beginning	283,928	283,928	283,928	-
Fund balance - ending	\$ 269,430	\$ 271,771	\$ 288,760	\$ 16,989

The notes to the basic financial statements are an integral part of this statement.

**FRANKLIN COUNTY, OHIO**

**Statement of Revenues, Expenditures and Changes in  
Fund Balance – Budget and Actual (Non-GAAP Budgetary Basis)  
Special Revenue Fund – Children Services Board Fund  
For the Year Ended December 31, 2014**

(Amounts in 000's)

	Budgeted Amounts		Actual Amounts	Variance with
	Original	Final		Final Budget Positive (Negative)
Revenues:				
Property taxes	\$ 111,417	\$ 116,825	\$ 112,609	\$ (4,216)
Fees and charges for services	953	953	901	(52)
Intergovernmental	65,753	62,379	66,726	4,347
Other	330	330	299	(31)
Total revenues	178,453	180,487	180,535	48
Expenditures:				
Current:				
Human services	184,109	186,300	173,291	13,009
Excess (deficiency) of revenues over (under) expenditures	(5,656)	(5,813)	7,244	13,057
Other financing sources (uses):				
Transfers in	-	-	273	273
Proceeds from sale of capital assets	3	3	9	6
Total other financing sources (uses)	3	3	282	279
Net change in fund balance	(5,653)	(5,810)	7,526	13,336
Fund balance - beginning	123,528	123,528	123,528	-
Fund balance - ending	\$ 117,875	\$ 117,718	\$ 131,054	\$ 13,336

The notes to the basic financial statements are an integral part of this statement.

**FRANKLIN COUNTY, OHIO**

**Statement of Revenues, Expenditures and Changes in  
Fund Balance – Budget and Actual (Non-GAAP Budgetary Basis)  
Special Revenue Fund – Alcohol, Drug and Mental Health Board Fund  
For the Year Ended December 31, 2014**

(Amounts in 000's)

	Budgeted Amounts		Actual Amounts	Variance with Final Budget Positive (Negative)
	Original	Final		
Revenues:				
Property taxes	\$ 50,086	\$ 52,337	\$ 50,506	\$ (1,831)
Intergovernmental	29,394	28,064	29,014	950
Other	251	251	716	465
Total revenues	79,731	80,652	80,236	(416)
Expenditures:				
Current:				
Health	84,901	84,202	73,974	10,228
Excess (deficiency) of revenues over (under) expenditures	(5,170)	(3,550)	6,262	9,812
Other financing sources (uses):				
Total other financing sources (uses)	-	-	-	-
Net change in fund balance	(5,170)	(3,550)	6,262	9,812
Fund balance - beginning	82,377	82,377	82,377	-
Fund balance - ending	\$ 77,207	\$ 78,827	\$ 88,639	\$ 9,812

The notes to the basic financial statements are an integral part of this statement.

**FRANKLIN COUNTY, OHIO**

**Statement of Net Position  
Proprietary Funds  
December 31, 2014**

(Amounts in 000's)

	Business-type Activities			Governmental
	Water and Sewer	Enterprise Funds Parking Facilities	Total	Activities Internal Service Funds
<b>Assets:</b>				
<b>Current assets:</b>				
Equity with County Treasurer (notes 1 & 4)	\$ 2,142	\$ 3,151	\$ 5,293	\$ 24,026
Cash, cash equivalents and investments in segregated accounts (notes 1 & 4)	-	4	4	-
Accounts receivable, net	2,055	14	2,069	45
Due from other funds (note 5)	-	-	-	14
Inventories (note 1)	161	14	175	-
Prepaid items	-	-	-	411
<b>Total current assets</b>	<b>4,358</b>	<b>3,183</b>	<b>7,541</b>	<b>24,496</b>
<b>Noncurrent assets:</b>				
Loans receivable, net (note 1)	258	-	258	-
<b>Capital assets, net of accumulated depreciation:</b>				
Nondepreciable (notes 1 & 9)	13,595	-	13,595	-
Depreciable (notes 1 & 9)	28,829	7,160	35,989	774
<b>Total noncurrent assets</b>	<b>42,682</b>	<b>7,160</b>	<b>49,842</b>	<b>774</b>
<b>Total assets</b>	<b>47,040</b>	<b>10,343</b>	<b>57,383</b>	<b>25,270</b>
<b>Deferred outflows of resources:</b>				
Deferred charge on refunding	105	-	105	-
<b>Liabilities:</b>				
<b>Current liabilities:</b>				
Accrued wages	48	24	72	37
Compensated absences payable (notes 1 & 10)	45	1	46	3
Accounts payable	1,549	21	1,570	7,544
Accrued interest	31	-	31	-
Due to other funds (note 5)	8	10	18	1
Loans payable (note 10)	1,138	-	1,138	-
<b>Total current liabilities</b>	<b>2,819</b>	<b>56</b>	<b>2,875</b>	<b>7,585</b>
<b>Noncurrent liabilities:</b>				
Advances from other funds (note 5)	-	-	-	300
Unearned revenue	258	-	258	-
Compensated absences payable (notes 1 & 10)	-	42	42	39
General obligation bonds, net of unamortized premiums (note 10)	8,802	-	8,802	-
Loans payable (note 10)	10,360	-	10,360	-
<b>Total noncurrent liabilities</b>	<b>19,420</b>	<b>42</b>	<b>19,462</b>	<b>339</b>
<b>Total liabilities</b>	<b>22,239</b>	<b>98</b>	<b>22,337</b>	<b>7,924</b>
<b>Net position:</b>				
Net investment in capital assets	22,476	7,160	29,636	774
Unrestricted	2,430	3,085	5,515	16,572
<b>Total net position</b>	<b>\$ 24,906</b>	<b>\$ 10,245</b>	<b>\$ 35,151</b>	<b>\$ 17,346</b>

The notes to the basic financial statements are an integral part of this statement.

**FRANKLIN COUNTY, OHIO**

**Statement of Revenues, Expenses and Changes in Net Position  
Proprietary Funds  
For the Year Ended December 31, 2014**

*(Amounts in 000's)*

	Business-type Activities Enterprise Funds			Governmental Activities
	Water and Sewer	Parking Facilities	Total	Internal Service Funds
Operating revenues:				
Fees and charges for services	\$ 7,295	\$ 2,671	\$ 9,966	\$ 100,501
Other	240	-	240	432
Total operating revenues	<u>7,535</u>	<u>2,671</u>	<u>10,206</u>	<u>100,933</u>
Operating expenses:				
Personal services	1,136	762	1,898	1,002
Cost of sales and services	4,572	1,703	6,275	96,964
Depreciation (note 9)	641	274	915	74
Total operating expenses	<u>6,349</u>	<u>2,739</u>	<u>9,088</u>	<u>98,040</u>
Operating income (loss)	1,186	(68)	1,118	2,893
Nonoperating revenues (expenses):				
Gain on disposal of capital assets	7	-	7	-
Intergovernmental revenue	-	-	-	5
Interest expense	(377)	-	(377)	-
Total nonoperating revenues (expenses)	<u>(370)</u>	<u>-</u>	<u>(370)</u>	<u>5</u>
Income (loss) before contributions	816	(68)	748	2,898
Capital grant contributions	147	-	147	-
Transfers in	2,563	-	2,563	-
Transfers out (note 5)	(3)	-	(3)	-
Change in net position	3,523	(68)	3,455	2,898
Net position - beginning	21,383	10,313	31,696	14,448
Net position - ending	<u>\$ 24,906</u>	<u>\$ 10,245</u>	<u>\$ 35,151</u>	<u>\$ 17,346</u>

The notes to the basic financial statements are an integral part of this statement.



**FRANKLIN COUNTY, OHIO**

**Statement of Cash Flows  
Proprietary Funds  
For the Year Ended December 31, 2014**

*(Amounts in 000's)*

	Business-type Activities Enterprise Funds			Governmental Activities
	Water and Sewer	Parking Facilities	Total	Internal Service Funds
Cash flows from operating activities:				
Cash collections from customers	\$ 7,458	\$ 2,664	\$ 10,122	\$ 100,919
Cash payments to suppliers	(5,075)	(1,709)	(6,784)	(96,962)
Cash payments for salaries	(1,190)	(776)	(1,966)	(979)
Net cash provided by (used for) operating activities	1,193	179	1,372	2,978
Cash flows from noncapital financing activities:				
Transfers from other funds	1,875	-	1,875	-
Transfers to other funds	(3)	-	(3)	-
Net cash provided by (used for) noncapital and related financing activities	1,872	-	1,872	-
Cash flows from capital and related financing activities:				
Proceeds from sale of capital assets	7	-	7	-
Construction and acquisition of capital assets	(3,090)	-	(3,090)	-
Capital grants	118	-	118	-
Issuance of debt for capital purposes	486	-	486	-
Premium on issuance of debt	369	-	369	-
Debt issuance costs	(47)	-	(47)	-
Issuance of debt for refunding	6,840	-	6,840	-
Payment made to bond agent	(7,159)	-	(7,159)	-
Repayment of advance from other funds for capital purposes	-	-	-	(50)
Principal payments on debt	(416)	-	(416)	-
Interest payments on debt	(390)	-	(390)	-
Net cash provided by (used for) capital and related financing activities	(3,282)	-	(3,282)	(50)
Increase (decrease) in cash for the year	(217)	179	(38)	2,928
Cash and cash equivalents - beginning	2,359	2,976	5,335	21,098
Cash and cash equivalents - ending	\$ 2,142	\$ 3,155	\$ 5,297	\$ 24,026
Reconciliation of operating income (loss) to net cash provided by (used for) operating activities:				
Operating income (loss)	\$ 1,186	\$ (68)	\$ 1,118	\$ 2,893
Adjustments to reconcile operating income (loss) to net cash provided by (used for) operating activities:				
Depreciation	641	274	915	74
Other non-operating revenue and expenses	67	-	67	-
Changes in operating assets and liabilities:				
(Increase) decrease in:				
Accounts receivable	(77)	(8)	(85)	(14)
Due from other funds	-	1	1	-
Inventories	(18)	4	(14)	-
Prepaid items	-	-	-	74
Increase (decrease) in:				
Accrued wages	9	(15)	(6)	14
Accounts payable	(545)	(11)	(556)	(69)
Due to other funds	(7)	1	(6)	(3)
Compensated absences	(63)	1	(62)	9
Net cash provided by (used for) operating activities	\$ 1,193	\$ 179	\$ 1,372	\$ 2,978
<b>Noncash Capital Transactions</b>				
Construction of capital assets in accounts payable	\$ 1,225	\$ -	\$ 1,225	\$ -

The notes to the basic financial statements are an integral part of this statement.

**FRANKLIN COUNTY, OHIO**

---

***Statement of Assets and Liabilities  
Fiduciary Funds  
December 31, 2014***

*(Amounts in 000's)*

---

	<u>Agency Funds</u>
Assets:	
Equity with County Treasurer (notes 1 & 4)	\$ 103,163
Cash and investments in segregated accounts (notes 1 & 4)	25,475
Property taxes receivable, net (note 6)	<u>1,653,790</u>
Total assets	<u>\$ 1,782,428</u>
Liabilities:	
Undistributed assets	\$ 1,717,356
Deposits held and due to others	<u>65,072</u>
Total liabilities	<u>\$ 1,782,428</u>

The notes to the basic financial statements are an integral part of this statement.

***Notes to the Basic Financial Statements  
For the Year Ended December 31, 2014***

---

**Note 1 – Summary of Significant Accounting Policies**

The accompanying financial statements have been prepared in conformity with generally accepted accounting principles (GAAP) as applied to governmental units. The Governmental Accounting Standards Board (GASB) is the standard-setting body for governmental accounting and financial reporting principles. Franklin County (the County and the primary government) follows GASB guidance as applicable to its governmental and business-type activities. The most significant of the County's accounting policies are described below.

**A. Reporting Entity**

Franklin County was formed in 1803 and is a political subdivision of the State of Ohio. The three Commissioners serve as the County's budgeting, taxing and contracting authority. The Auditor serves as the chief fiscal officer. The Treasurer serves as the custodian of funds. All are elected positions.

The reporting entity is comprised of the primary government and other organizations (component units) that are included to ensure that the financial statements are not misleading. The primary government consists of all funds, departments, boards and agencies that are not legally separate from the County and for which the Commissioners are financially accountable.

Component units are legally separate organizations for which the County is financially accountable. Financial accountability exists in situations where the Commissioners appoint a voting majority of the organization's governing board and (1) the County is able to significantly influence the programs or services provided by the organization; or (2) the County is legally entitled to or can otherwise access the organization's resources; the County is legally obligated or has otherwise assumed the responsibility to finance the deficits of, or provide financial support to, the organization; or the County is obligated for the debt of the organization. Component units may also include organizations for which the County approves the budget, the issuance of debt or the levying of taxes.

The component units column on the government-wide financial statements includes the financial data of the County's discretely presented component units. They are reported in a separate column to emphasize their legal separation from the County. Condensed financial information for each component unit is provided in Note 18.

***ARC Industries, Incorporated, of Franklin County, Ohio (ARC Industries)*** ARC Industries is a sheltered, not-for-profit workshop that enters into contracts with the business community to provide workers for various manufacturing and service industry jobs. ARC Industries employs clients of the Franklin County Board of Developmental Disabilities (FCBDD) to fill these positions. FCBDD is part of the primary government and its operations are accounted for as a special revenue fund. All supervisory personnel at ARC Industries are FCBDD employees. FCBDD trains the client-employees and provides the training supplies as well as the production facilities. ARC Industries buys the supplies used in its manufacturing processes. The two entities cooperate under a joint agreement that is automatically renewed annually unless either party gives notice within thirty days of year-end of its intention to cancel the agreement.

**FRANKLIN COUNTY, OHIO**

---

***Notes to the Basic Financial Statements  
For the Year Ended December 31, 2014***

---

**Note 1 – Summary of Significant Accounting Policies (Continued)**

Through ARC Industries' relationship and financial integration with the FCBDD, ARC Industries is fiscally dependent on the County, and there is a financial benefit or financial burden relationship between the County and ARC Industries.

***Veterans Memorial*** Veterans Memorial Hall was built to commemorate the services of all members and veterans of the United States armed forces and to provide a center for veterans' meetings and programs. The Commissioners appoint the board of trustees in a non-authoritative manner. The designation of Veterans Memorial's management and control of its operations are under the direction and control of the trustees.

The County owns Veterans Memorial and leases it to the trustees under an agreement that extends until 2015. Under the agreement, the County receives rent equal to Veterans Memorial's annual net income from operations plus all reserves in excess of \$250,000. No rent has been paid the last ten years (2005 – 2014). The County issued general obligation bonds to finance renovations and improvements to the facility. Debt service is the County's responsibility.

On July 31, 2014, Veteran's Memorial ceased event and facility operations and worked with customers to reimburse monies owed for deposits on events scheduled after the date of cessation of operations. Daily parking operations continued through the remainder of 2014. The Memorial will continue to operate the parking lot through the demolition of the existing structure until such time as the lot will be needed for the construction of the new Memorial. The transfer of property is anticipated to occur by August 31, 2015.

***Franklin County Stadium, Inc. and Columbus Baseball Team, Inc. (Stadium and Team)***

These two interrelated nonprofit corporations were organized under Ohio Revised Code (ORC) Chapter 1702 to provide entertainment and recreation in the stadium for the benefit and general welfare of the County. Upon dissolution of the corporations, their assets become the property of the Commissioners. The Franklin County Board of Parks and Recreation directs both the stadium and the team. While appointed by the Commissioners, the board operates autonomously and selects its own management.

The County owns the franchise for the team, entitling the County to field a team in the International League but without the authority to determine which team plays in the stadium. During 2007, the County issued special obligation bonds and notes for the construction of a new stadium (Huntington Park) and has pledged non-tax General Fund revenue for the related annual debt service, placing a financial burden on the County. The County owns the ballpark, and leases it to Stadium and Team through a lease agreement expiring in December 2033. See Note 8 for more information about the lease.

Complete financial statements for each of the individual component units may be obtained from the unit's administrative office.

ARC Industries  
2879 Johnstown Road  
Columbus, Ohio 43219-1719

Veterans Memorial  
300 West Broad Street  
Columbus, Ohio 43215-2761

Franklin County Stadium  
330 Huntington Park Lane  
Columbus, Ohio 43215-9988

**FRANKLIN COUNTY, OHIO**

---

***Notes to the Basic Financial Statements  
For the Year Ended December 31, 2014***

---

**Note 1 – Summary of Significant Accounting Policies (Continued)**

In the case of the entities listed below, the County serves as fiscal agent but is not financially accountable for their operations. Accordingly, the activities of these entities are presented as agency funds within the basic financial statements.

Franklin County Public Health  
Franklin County Soil and Water Conservation District  
Mid-Ohio Regional Planning Commission  
Franklin County Community Based Correctional Facility

The County's joint ventures and related organizations are listed below. A joint venture is a legal entity or other organization that results from a contractual arrangement, and that is owned, operated or governed by two or more participants as a separate and specific activity subject to joint control, in which the participants retain an ongoing financial interest or responsibility. For the related organizations, the County either appoints or acts as a member on the board, but the County's accountability for the organizations does not extend beyond the board membership, or the County receives financial benefit from the organization. See Notes 19 and 20, respectively, for more detail.

***Joint Ventures***

Columbus/Franklin County Affordable Housing Trust Corporation  
Franklin Park Conservatory Joint Recreation District  
Columbus-Franklin County Finance Port Authority

***Related Organizations and Other Agreements***

Housing of City Prisoners  
Central Ohio Workforce Investment Corporation  
Columbus Metropolitan Library  
Columbus Metropolitan Housing Authority  
Columbus and Franklin County Metropolitan Park District  
Franklin County Family and Children First Council  
Franklin County Convention Facilities Authority  
Central Ohio Community Improvement Corporation  
Friends of the Shelter

***B. Measurement Focus, Basis of Accounting and Financial Statement Presentation***

***Measurement Focus*** Measurement focus refers to *what* is expressed in reporting an entity's financial performance and position. A particular measurement focus is accomplished by considering *which* resources are measured. Changes in the economic resources are reflected as changes in net position (total assets and deferred outflows less total liabilities and deferred inflows). This focus is used in the government-wide, the proprietary fund and the fiduciary fund financial statements. Changes in the current financial resources focuses on the transactions or events that have increased or decreased the resources available for spending in the near future. This focus is used in the governmental fund financial statements.

***Notes to the Basic Financial Statements  
For the Year Ended December 31, 2014***

---

**Note 1 – Summary of Significant Accounting Policies (Continued)**

***Basis of Accounting*** Basis of accounting determines when transactions are reported on the financial statements. Differences in the accrual and the modified accrual basis of accounting arise in the timing of recognition of revenue and the recording of unavailable revenue, and in the presentation of expenses versus expenditures. The government-wide, the proprietary fund and the fiduciary fund financial statements report transactions on the accrual basis. The governmental fund financial statements utilize the modified accrual method. On the modified accrual basis, revenue is recorded in the fiscal year in which the resources are measurable and become available. “Available” means that the resources will be collected soon enough to be used to pay liabilities of the current fiscal year. The County considers revenues to be available if collected within sixty days of year-end. Under the non-GAAP budgetary basis, transactions are recorded when cash is received or disbursed.

***Revenues: Exchange and Non-exchange Transactions*** Revenue resulting from exchange transactions, in which each party gives and receives essentially equal value, is recorded on the accrual basis when the exchange takes place. Non-exchange transactions, in which the County receives value without directly giving equal value in return, include sales taxes, property taxes, grants, entitlements and donations. On the accrual basis, revenue from sales taxes is recognized in the period in which the taxable sale takes place.

On the modified accrual basis, revenue from transactions must also be available before it can be recognized. Under this basis, the following revenue sources are considered to be both measurable and available at year-end: sales taxes, interest, federal and state grants and subsidies, state-levied locally shared taxes (including motor vehicle license fees and gasoline taxes), fees and rentals.

***Unearned Revenue*** Unearned revenue arises when assets are recognized before revenue recognition criteria have been satisfied. Property taxes for which there is an enforceable legal claim as of December 31, 2014, but which were levied to finance year 2015 operations, have been recorded as unearned revenue. Grants and entitlements received before the eligibility requirements are met are also recorded as unearned revenue.

***Expenses/Expenditures*** On the accrual basis of accounting, expenses are recognized at the time they are incurred. The measurement focus of governmental fund accounting is decreases in net financial resources (expenditures) rather than expenses. On the modified accrual basis, expenditures are generally recognized in the accounting period in which the related fund liability is incurred, if measurable, provided current financial resources are to be used. As a result, compensated absences and most claims and judgments are not recorded as expenditures or liabilities until current financial resources are required. Allocations of cost, such as depreciation and amortization, are not recognized in governmental funds.

***Notes to the Basic Financial Statements  
For the Year Ended December 31, 2014***

---

**Note 1 – Summary of Significant Accounting Policies (Continued)**

***Financial Statement Presentation*** The County's basic financial statements consist of government-wide statements displaying information about the County as a whole, and fund financial statements that provide a more detailed level of financial information.

***Government-wide Financial Statements*** The government-wide financial statements are prepared using the economic resources measurement focus and the accrual basis of accounting. The statement of net position and the statement of activities include the non-fiduciary financial activities of the primary government and its component units. The statements distinguish between those primary government activities that are governmental (financed primarily by taxes and grants) and those that are business-type (relying significantly on user fees and charges). Component units are aggregated and shown in a single column, regardless of the type of underlying activity.

The statement of net position presents the financial condition of the governmental and business-type activities of the County and its component units at year-end. All assets and liabilities associated with the operation of the County are included. Interfund receivables and payables within governmental activities and within business-type activities have been eliminated to minimize the duplicating effect on assets and liabilities within the governmental and business-type activities total columns. The balances of the internal service funds have been eliminated against the expenses and program revenues shown in governmental activities on the statement of activities.

The statement of activities demonstrates the degree to which the direct expenses are offset by program revenues for each function of the County's governmental activities, for each segment of the business-type activities of the County and for activities of the County's component units. This comparison of direct expenses with program revenues identifies the extent to which each segment or function is self-financing or draws from the County's general revenues. Direct expenses are those that are specifically associated with a service, program or department and therefore clearly identifiable to a particular function or segment. Program revenues include (1) charges paid by the recipient of the goods or services and (2) grants and contributions that are restricted to meeting the operational or capital requirements of a particular function or segment. Revenues that are not classified as program revenues are presented as general revenues of the County. The activities of the internal service funds and interfund activity within the same function have been eliminated to avoid duplicating revenues and expenses. However, interfund services provided and used between functions are not eliminated in the process of consolidation. The County does not allocate indirect expenses to functions or segments in the statement of activities.

Revenue from property taxes is recognized in the fiscal year for which the taxes are levied (see Note 6). Revenues from grants, entitlements and donations are recognized in the fiscal year in which all eligibility requirements have been satisfied. Eligibility requirements include timing requirements that specify the year when the resources are required to be used or the year when use is first permitted; matching requirements in which the County must provide local resources to be used for a specified purpose; and expenditure requirements in which the resources are provided to the County on a reimbursement basis.

***Notes to the Basic Financial Statements  
For the Year Ended December 31, 2014***

---

**Note 1 – Summary of Significant Accounting Policies (Continued)**

***Fund Financial Statements*** The County uses funds to segregate transactions related to certain functions or activities in order to aid financial management and demonstrate legal compliance. Separate financial statements present financial information at a more detailed level for governmental funds, proprietary funds and fiduciary funds, even though the latter are excluded from the government-wide financial statements. The governmental and enterprise fund financial statements focus on major funds, with each major fund presented in a separate column. Nonmajor funds are aggregated and presented in a single column. The County also maintains two internal service funds. Agency funds, a type of fiduciary fund, are used to account for assets held by the government as agent for individuals, private organizations and other governments.

***Governmental Funds*** Governmental funds are those through which most governmental functions are financed. All governmental funds are reported using the flow of current financial resources measurement focus and the modified accrual basis of accounting. With this measurement focus, only current assets and current liabilities generally are included on the balance sheet. Expendable assets are assigned to the various governmental funds according to the purposes for use. Current liabilities are assigned to the fund from which they will be paid. The difference between governmental fund assets and liabilities is reported as fund balance. The statement of revenues, expenditures and changes in fund balances reports on the sources (i.e., revenues and other financing sources) and uses (i.e., expenditures and other financing uses) of current financial resources. This approach differs from the manner in which the governmental activities of the government-wide financial statements are prepared. Reconciliation with brief explanations is included so as to better identify the relationship between the government-wide statements and the statements for governmental funds.

The following are the County's major governmental funds:

***General Fund*** The General Fund is the primary operating fund and is available for any purpose, provided it is expended or transferred in accordance with state law. It accounts for all financial resources of the primary government not recorded elsewhere.

***Board of Developmental Disabilities (FCBDD) Fund*** The FCBDD fund accounts for property taxes and federal and state grants restricted to expenditures for those services that benefit its clients. Expenditures include those for social service contracts, medical providers and the maintenance and operation of buildings and buses.

***Children Services Board Fund*** The Children Services Board fund accounts for property taxes and federal and state funds restricted for programs designed to help abused, neglected, dependent and troubled children and their families.

***Alcohol, Drug and Mental Health Board (ADAMH Board) Fund*** The ADAMH Board fund accounts for the provision of alcohol, drug addiction and mental health services to the public, generally through contracts with local mental health agencies. The largest revenue sources are property taxes, and federal and state funding.



***Notes to the Basic Financial Statements  
For the Year Ended December 31, 2014***

---

**Note 1 – Summary of Significant Accounting Policies (Continued)**

The County's nonmajor governmental funds account for (1) grants and other resources where use is restricted to a particular purpose; (2) the accumulation of resources for, and payment of, the principal, interest and related costs for the County's long-term debt; and (3) financial resources used for the acquisition, construction or renovation of facilities (other than those financed by proprietary funds).

***Proprietary Funds*** Proprietary fund reporting focuses on the determination of operating income, changes in net position, financial position and cash flows. Proprietary funds are classified as either enterprise or internal service. Like the government-wide statements, all proprietary funds are reported using the economic resources measurement focus and the accrual basis of accounting. All assets, deferred outflows, liabilities and deferred inflows associated with the operation of these funds are included on the statement of net position. The statement of revenues, expenses and changes in net position presents increases (i.e., revenues) and decreases (i.e., expenses) in net position. The statement of cash flows provides information about how the County finances and meets the cash flow needs of its proprietary activities.

Enterprise funds are used to account for operations that are financed and operated in a manner similar to private business enterprises. The County intends that the cost of providing services to the general public on a continuing basis be financed or recovered primarily through user charges. The County's enterprise funds are listed below:

***Water and Sewer Fund*** The Water and Sewer fund accounts for the provision of water and sewer services to some parts of the County not serviced by others.

***Parking Facilities Fund*** The Parking Facilities fund accounts for the fees and operations of parking facilities near County offices that serve County employees and the general public.

Internal service funds account for the financing of services provided by one agency to other agencies of the government on a cost-reimbursement basis. The County has an internal service fund to account for employee benefits and one for telecommunication charges to other funds.

***Fiduciary Funds*** Fiduciary fund reporting uses the accrual basis of accounting. Because of their custodial nature, fiduciary funds do not measure results of operations and do not have a measurement focus. The County uses agency funds to account for assets held in a purely custodial capacity as fiscal agent for other entities and for various taxes, state-shared revenues, and fines and forfeitures collected on behalf of and distributed to other local governments. Agency fund transactions typically involve only the receipt, temporary investment and distribution of these resources.

***Notes to the Basic Financial Statements  
For the Year Ended December 31, 2014***

---

**Note 1 – Summary of Significant Accounting Policies (Continued)**

***C. Cash, Cash Equivalents and Investments***

Cash resources of the majority of individual funds are combined to form a pool of cash and investments managed by the County Treasurer. Interest earned on investments is accrued as earned. Under existing Ohio law, all investment earnings are assigned to the General Fund unless contractually required to be credited to a specific fund. Distribution is made utilizing a formula based on the average monthly balance of cash and cash equivalents of all funds.

For reporting purposes, "Equity with County Treasurer" is defined as cash on hand, demand deposits and investments held in the County treasury. "Cash and investments in segregated accounts" is defined as cash, deposits and investments not held in the treasury. "Restricted cash" is defined as cash, deposits and investments held either in the treasury or in an outside account, and which is separate from the County's assets (e.g., customer deposits or unclaimed moneys).

For cash flow reporting purposes, the County's proprietary funds consider cash and cash equivalents to be cash on hand, demand deposits and short-term investments with original maturities of three months or less from the date of acquisition. "Equity with County Treasurer" is considered to be cash and cash equivalents since these assets are available on demand.

Investments held by the Treasurer are stated at fair value using quoted market prices, except for repurchase agreements that are reported at cost. Net unrealized gains and losses calculated through the aggregate method are recorded as investment income. By statute, the Treasurer invests any short-term cash surplus. The residual investments are included in "Equity with County Treasurer." STAR Ohio is an investment pool that allows governments within the state to pool their funds for investment purposes. STAR Ohio is managed by the State Treasurer's Office and is not registered with the SEC as an investment company, but does operate in a manner consistent with Rule 2a7 of the Investment Company Act of 1940. Investments in STAR Ohio are valued at STAR Ohio's share price, which is the price the investment could be sold for on December 31, 2014. Note 4 provides details regarding cash, cash equivalents and investments held by the County.

Investments held by the component units are considered available for sale and are stated at fair value. The component units use the specific identification cost method when calculating realized gains and losses on sales of investments.

***D. Loans Receivable***

"Loans receivable" consists of long-term revolving loans for housing and community development projects. The programs are primarily funded by a federal block grant, with a local match from the County. "Loans receivable" is offset by a credit to "Unearned revenue." The expenditure is recorded when the loan is made. The loans for which there is some doubt of collection are not included in the receivable.

**FRANKLIN COUNTY, OHIO**

---

***Notes to the Basic Financial Statements  
For the Year Ended December 31, 2014***

---

**Note 1 – Summary of Significant Accounting Policies (Continued)**

***E. Inventories***

Inventories consist of expendable supplies held for consumption. Inventories are valued at cost using the first in/first out (FIFO) method and recorded as expenditures/expenses when used rather than when purchased.

***F. Prepaid Items***

Payments made to vendors for services that will benefit periods beyond December 31, 2014, are recorded as prepaid items in both the government-wide and fund financial statements. The consumption method is used, recording a current asset for the prepaid amount and reflecting the expenditure/expense in the year in which services are consumed.

***G. Capital Assets***

Capital assets are those assets not specifically related to activities reported in the proprietary funds and generally result from expenditures in the governmental funds. These assets are reported in the governmental activities column of the government-wide statement of net position but are not reported in the fund financial statements. Capital assets utilized by the proprietary funds are reported both in the business-type activities column of the government-wide statement of net position and in the respective fund financial statements.

Capital assets are capitalized at cost (or estimated historical cost) and updated for additions and retirements during the year. Donated capital assets are recorded at their fair market value as of the date received. For assets other than infrastructure, the County maintains a capitalization threshold of \$5,000 (amount not rounded), an estimated life of five or more years and a salvage value equal to 10 percent of the original cost for certain assets. The County's infrastructure consists of roads, bridges, water lines and sewer lines, with a capitalization threshold of \$100,000. The costs of improvements and major renovations that extend the asset's useful life are capitalized. Interest incurred during the construction of assets utilized by the enterprise funds is also capitalized. Normal maintenance and repair costs that do not add to the value of the asset nor materially extend an asset's life are not capitalized.

Capital assets are depreciated except for land and construction in progress. Improvements are depreciated over the remaining useful lives of the related capital assets. Useful lives for infrastructure have been estimated based on the County's historical records of necessary improvements and replacement. Capital assets are shown net of accumulated depreciation. Depreciation and amortization of capitalized interest are computed using the straight-line method over the following estimated useful lives:

Buildings	30-50 years
Building improvements	10-25 years
Roads and bridges	37-50 years
Sewer and water lines	20-70 years
Machinery and equipment	5-20 years

***Notes to the Basic Financial Statements  
For the Year Ended December 31, 2014***

---

**Note 1 – Summary of Significant Accounting Policies (Continued)**

***H. Deferred Outflows/Inflows of Resources***

In addition to assets, the statement of financial position will sometimes report a separate section for deferred outflows of resources. This separate financial statement element, *deferred outflows of resources*, represents a consumption of net position that applies to a future period(s) and so will *not* be recognized as an outflow of resources (expense/expenditure) until then. The County only has one item that qualifies for reporting in this category. It is the deferred charge on refunding reported in the government-wide statement of net position. A deferred charge on refunding results from the difference in the carrying value of refunding debt and its reacquisition price. This amount is deferred and amortized over the shorter of the life of the refunded or refunding debt.

In addition to liabilities, the statement of financial position will sometimes report a separate section for deferred inflows of resources. This separate financial statement element, *deferred inflows of resources*, represents an acquisition of net position that applies to a future period(s) and so will *not* be recognized as an inflow of resources (revenue) until that time. The County has only one type of item, which arises only under a modified accrual basis of accounting, that qualifies for reporting in this category. Accordingly, the item, *unavailable revenue*, is reported only in the governmental funds balance sheet. The governmental funds report unavailable revenues from two sources: property taxes and special assessments. These amounts are deferred and recognized as an inflow of resources in the period that the amounts become available.

***I. Interfund Balances***

Activity between funds that represents lending/borrowing arrangements outstanding, and unpaid interfund services at the end of the fiscal year are referred to as “Due to/from other funds” or “Advances to/from other funds.” Interfund receivables and payables within governmental activities and within business-type activities have been eliminated in the government-wide statement of net position; any residual outstanding between the governmental activities and business-type activities are reported as “Internal balances.”

***J. Accrued Liabilities and Long-term Obligations***

All payables, accrued liabilities and long-term obligations are reported on the government-wide statement of net position, and all payables, accrued liabilities and long-term obligations payable from proprietary funds are reported on the proprietary fund financial statements. Bond premiums and discounts are deferred and amortized over the life of the bonds using the effective interest method.

Bonds payable are reported net of the applicable bond premium or discount. Debt issuance costs, except any portion related to prepaid insurance costs, are recognized as an expense in the period incurred.

In general, governmental fund payables and accrued liabilities that, once incurred, are paid in full from current financial resources are reported as obligations of the funds. Bonds, loans and capital leases are recognized as liabilities on the fund financial statements when due.

***Notes to the Basic Financial Statements  
For the Year Ended December 31, 2014***

---

**Note 1 – Summary of Significant Accounting Policies (Continued)**

***K. Self-insurance***

The Commissioners have formed the Franklin County Cooperative Health Benefits Program (the Program) to provide multiple employee health care benefit plans. Approximately 4,900 County employees and 1,500 employees of other political subdivisions are covered by the Program. Premiums are established based on an independent actuarial evaluation, and are designed to be sufficient to cover all incurred claims and build a reserve for this joint self-insurance arrangement. If the reserve is insufficient at any point in time to cover catastrophic losses, the losses will be covered by the County's General Fund with adjustments made to future premium rates. The County is the predominant participant, and activities related to the Program are reported in the Employee Benefits internal service fund. The County has recorded a liability at year-end in the Employee Benefits fund for pending claims and incurred but unreported claims.

Beginning in 2012 the County began to self-insure its workers' compensation costs. Charges are established based on an independent actuarial evaluation, and are designed to be sufficient to cover all incurred claims and maintain a reserve for this self-insurance arrangement. If the reserve is insufficient at any point in time to cover claims, the claims will be covered by the County's General Fund with adjustments made to future charge rates. The County is the only participant and activities related to the program are reported in the Employee Benefits internal service fund.

The County maintains comprehensive insurance coverage with private carriers for real property, building contents and vehicles in a maximum amount of \$500 million (blanket limit) with a \$100,000 deductible clause. In addition, the County self-insures its general liability coverage, except for medical malpractice insurance for the Sheriff's Inmate Medical Care Program, which covers the doctors, nurses, and the County's various liability with respect thereto. The commercial coverage for this medical malpractice insurance has a \$1 million per occurrence limit with a \$3 million per year aggregate limit and a \$6 million maximum policy limit.

***L. Compensated Absences***

The County permits employees to accumulate earned but unused vacation and sick leave benefits. Vacation benefits are accrued as a liability in the government-wide and proprietary fund financial statements when the benefits are earned if (1) the vacation leave is related to services already rendered and (2) it is probable that the employee will be compensated through time off or some other means in a future period. Sick leave benefits are accrued in the government-wide and proprietary fund financial statements using the vesting method. The sick leave liability is based on accumulated sick leave and employee wage rates at December 31<sup>st</sup> for those employees who are currently eligible to receive termination benefits and those the County has identified as probable of receiving payment in the future. A liability for compensated absences is recorded in governmental funds only if they have matured, for example as a result of employee resignation or retirement.

The criteria for determining vacation and sick leave liabilities are based on Commissioners' policies for compensated absences. The policies set by negotiated agreements and by other appointing authorities may vary slightly. Vacation and sick leave are accumulated based on hours worked. Vacation pay is fully vested after one year of full-time service. By Ohio law, accumulated vacation cannot exceed three times the annual accumulation rate for an employee. There is no limit for the accumulation of sick leave.

***Notes to the Basic Financial Statements  
For the Year Ended December 31, 2014***

---

**Note 1 – Summary of Significant Accounting Policies (Continued)**

Employees with eight to eighteen years of service at time of separation or retirement receive payment for one-fourth of their accumulated sick leave. Employees with eighteen or more years of service receive payment for one-half of their accumulated sick leave. All payments are made at the employee's current wage rate.

***M. Fund Balance***

Fund balance is divided into five classifications based primarily on the extent to which the County is bound to observe constraints imposed upon the use of the resources in the governmental funds. The classifications are as follows:

***Nonspendable*** – The nonspendable fund balance category includes amounts that cannot be spent because they are not in spendable form, or legally or contractually required to be maintained intact. The “not in spendable form” criterion includes items that are not expected to be converted to cash. It also includes the long-term amount of loans receivable, as well as property acquired for resale, unless the use of the proceeds from the collection of those receivables or from the sale of those properties is restricted, committed, or assigned.

***Restricted*** – Fund balance is reported as restricted when constraints placed on the use of resources are either externally imposed by creditors (such as through debt covenants), grantors, contributors, or laws or regulations of other governments or is imposed by law through constitutional provisions or enabling legislation.

Enabling legislation authorizes the County to assess, levy, charge, or otherwise mandate payment of resources (from external resource providers) and includes a legally enforceable requirement that those resources be used only for the specific purposes stipulated in the legislation. Legal enforceability means that the County can be compelled by an external party—such as citizens, public interest groups, or the judiciary to use resources created by enabling legislation only for the purposes specified by the legislation.

***Committed*** – The committed fund balance classification includes amounts that can be used only for the specific purposes imposed by formal action (resolution) of the Board of County Commissioners. Those committed amounts cannot be used for any other purpose unless the Board of County Commissioners removes or changes the specified use by taking the same type of action (resolution) it employed to previously commit those amounts. In contrast to fund balance that is restricted by enabling legislation, committed fund balance classification may be redeployed for other purposes with appropriate due process. Constraints imposed on the use of committed amounts are imposed by the Board of County Commissioners, separate from the authorization to raise the underlying revenue; therefore, compliance with these constraints are not considered to be legally enforceable. Committed fund balance also incorporates contractual obligations to the extent that existing resources in the fund have been specifically committed for use in satisfying those contractual requirements.

***Notes to the Basic Financial Statements  
For the Year Ended December 31, 2014***

---

**Note 1 – Summary of Significant Accounting Policies (Continued)**

***Assigned*** – Amounts in the assigned fund balance classification are intended to be used by the County for specific purposes but do not meet the criteria to be classified as restricted or committed. The Board of County Commissioners may assign fund balance as it does when appropriating fund balance to cover a gap between estimated revenue and appropriations in the subsequent year's appropriated budget. In governmental funds other than the General Fund, assigned fund balance represents the remaining amount that is not restricted or committed. In the General Fund, assigned amounts represent intended uses established by the Board of County Commissioners. Unlike commitments, assignments generally only exist temporarily and additional action does not normally have to be taken for the removal of an assignment.

***Unassigned*** – Unassigned fund balance is the residual classification for the General Fund and includes all spendable amounts not contained in the other classifications. In other governmental funds, the unassigned classification is used only to report a deficit balance resulting from overspending for specific purposes for which amounts had been restricted, committed, or assigned.

The County applies restricted resources first when expenditures are incurred for purposes for which either restricted or unrestricted (committed, assigned, and unassigned) amounts are available. Similarly, within unrestricted fund balance, committed amounts are reduced first followed by assigned, and then unassigned amounts when expenditures are incurred for purposes for which amounts in any of the unrestricted fund balance classifications could be used.

***N. Net Position***

Net position represents the difference between assets, deferred outflows, liabilities and deferred inflows. Net investment in capital assets consist of capital assets, net of accumulated depreciation, reduced by the outstanding balances of any borrowing used for the acquisition, construction or improvement of those assets. Net position is reported as restricted when there are limitations imposed on its use through external restrictions imposed by creditors or grantors, or laws or regulations of other governments. Restricted resources are applied when an expense is incurred for purposes for which both restricted and unrestricted net position is available.

***O. Operating Revenues and Expenses***

Operating revenues are those revenues that are generated directly from the primary activity of the proprietary funds. For the County, these revenues are charges for water and sewer services and for use of the parking facilities. Operating expenses are necessary costs incurred to provide the services that are the primary activities of the fund. Revenues and expenses not meeting this definition are reported as non-operating revenues and expenses.

***Notes to the Basic Financial Statements  
For the Year Ended December 31, 2014***

---

**Note 1 – Summary of Significant Accounting Policies (Continued)**

***P. Capital Contributions***

Capital contributions are made from the federal, state, and other participating local governments to the governmental funds for construction projects. For business-type activities, capital contributions arise from contributions of capital assets, tap-in fees to the extent they exceed the cost of the connection to the system, or from grants or outside contributions of resources restricted to capital acquisition and construction.

***Q. Interfund Activity***

Transfers between governmental and business-type activities on the government-wide statements are reported in the same manner as general revenues. Exchange transactions between funds are reported as revenues in the seller funds and as expenditures/expenses in the purchaser funds. Flows of cash or goods from one fund to another without a requirement for repayment are reported as interfund transfers. Interfund transfers are reported as other financing sources/uses in governmental funds and after non-operating revenues/expenses in proprietary funds.

***R. Estimates***

The preparation of the financial statements in conformity with GAAP requires management to make estimates and assumptions that affect the amounts reported in the financial statements and accompanying notes. Actual results may differ from those estimates.

**Note 2 – Changes in Accounting Principles**

During the year, the County adopted the GASB Statements listed below.

Statement No. 67, *Financial Reporting for Pension Plans – an amendment of GASB Statement No. 25*. The objective of this Statement is to improve financial reporting by state and local governmental pension plans. This Statement results from a comprehensive review of the effectiveness of existing standards of accounting and financial reporting for pensions with regard to providing decision-useful information, supporting assessments of accountability and interperiod equity, and creating additional transparency. This Statement replaces the requirements of Statements No. 25, *Financial Reporting for Defined Benefit Pension Plans and Note Disclosures for Defined Contribution Plans*, and No. 50, *Pension Disclosures*, as they relate to pension plans that are administered through trusts or equivalent arrangements (hereafter jointly referred to as trusts) that meet certain criteria. The requirements of Statements 25 and 50 remain applicable to pension Plans that are not administered through trusts covered by the scope of this Statement and to defined contribution plans that provide postemployment benefits other than pensions.

Statement No. 69, *Government Combinations and Disposals of Government Operations*. This Statement establishes accounting and financial reporting standards related to government combinations and disposals of government operations. As used in this Statement, the term *government combinations* includes a variety of transactions referred to as mergers, acquisitions, and transfers of operations.



***Notes to the Basic Financial Statements  
For the Year Ended December 31, 2014***

---

**Note 2 – Changes in Accounting Principles (Continued)**

Statement No. 70, *Accounting and Financial Reporting for Nonexchange Financial Guarantees*. The requirements of this Statement will enhance comparability of financial statements among governments by requiring consistent reporting by those governments that extend nonexchange financial guarantees and by those governments that receive nonexchange financial guarantees. This Statement also will enhance the information disclosed about a government's obligations and risk exposure from extending nonexchange financial guarantees. This Statement also will augment the ability of financial statements users to assess the probability that governments will repay obligation holders by requiring disclosures about obligations that are issued with this type of financial guarantee.

The adoption of the above statements had no impact on these financial statements.

Other pronouncements (listed below) have been issued by the GASB. The County intends to adopt these pronouncements at the required time. The County has not determined the effect that adoption of these statements will have on its financial statements.

- GASB Statement No. 68, *Accounting and Financial Reporting for Pensions – an amendment of GASB Statement No. 27* – effective for financial statements for periods beginning after June 15, 2014.
- GASB Statement No. 71, *Pension Transition for Contributions Made Subsequent to the Measurement Date – an amendment of GASB Statement No. 68* – to be applied simultaneously with the provisions of Statement No. 68.

**Note 3 – Budgetary Information and Compliance**

In accordance with Ohio law, annual budgets are adopted for the General Fund, special revenue funds, the Debt Service fund, capital projects funds, and proprietary funds.

The Franklin County Budget Commission, composed of the Auditor, Treasurer and Prosecutor, approves tax budgets and certificates of estimated resources for the County itself and for schools, municipalities, townships and other agencies that are funded by tax dollars. The certificate of estimated resources issued by the Budget Commission states the projected revenue of each fund and establishes a limit on the amount the County may appropriate. The County's total contemplated expenditures from any fund during the fiscal year cannot exceed the amount available as stated in the certificate of estimated resources. On or about January 1, the certificate of estimated resources is amended to include any unencumbered fund balances from the preceding year. During the year, as actual revenues vary from the estimates, the certificate may be amended further if an estimate needs either to be increased or decreased. Such amendments were made during 2014. The amounts reported as the original budget reflect the amounts in the amended certificate of estimated resources in place on the date the operating budget is adopted. The amounts reported as the final budgeted amounts in the budgetary statements reflect the amounts in the final amended certificate issued during 2014.

**FRANKLIN COUNTY, OHIO**

---

***Notes to the Basic Financial Statements  
For the Year Ended December 31, 2014***

---

**Note 3 – Budgetary Information and Compliance (Continued)**

The appropriations resolution is the Commissioners’ authorization to spend resources. The resolution sets annual limits on expenditures plus encumbrances at the major object level within a fund, thereby establishing the legal level of control. The Commissioners passed the 2014 appropriation resolution on December 17, 2013. Revisions to the original budget require a resolution signed by at least two Commissioners. Supplemental appropriations were made during 2014. Under Ohio law, budgetary appropriations may not exceed estimated resources, with a balanced budget maintained in each fund. At the end of the year, all encumbrances are canceled and all appropriations lapse, reverting to the respective funds from which they were appropriated.

One nonmajor governmental fund had a negative fund balance on the GAAP basis. The deficit was due to the timing of intergovernmental revenue and temporary financing through loans from the General Fund.

The County reports financial position, results of operations and changes in fund balance based on GAAP. State law also requires the County to account for transactions on a non-GAAP budgetary basis of cash receipts, cash disbursements and encumbrances. The major differences between the non-GAAP budgetary basis and the GAAP basis are that:

1. Revenues are recorded when received in cash (budget) as opposed to when susceptible to accrual (GAAP).
2. Expenditures/expenses are recorded when paid in cash (budget) as opposed to when the liability is incurred (GAAP).
3. Borrowing arrangements between funds are treated as revenues and expenditures (budget) as opposed to increases and decreases in assets and liabilities (GAAP).

The statement of revenues, expenditures and changes in fund balances – budget and actual (non-GAAP budgetary basis) is presented in the basic financial statements for the General Fund and major special revenue funds. Adjustments necessary to reconcile the results of operations at the end of the year between the GAAP basis and the non-GAAP budgetary basis are as follows:

Net Change in Fund Balance (Deficit) General and Major Special Revenue Funds (Amounts in 000's)				
	General	FCBDD	Children Services Board	ADAMH Board
GAAP basis	\$ 40,970	\$ 6,560	\$ 6,365	\$ 3,912
Net adjustment for revenue accruals	(22,195)	(1,901)	912	2,386
Net adjustment for expenditure accruals	1,387	173	249	(36)
Differences in reporting for interfund balances	924	-	-	-
Funds budgeted as Special Revenue Funds	(1,895)	-	-	-
Non-GAAP budgetary basis	\$ 19,191	\$ 4,832	\$ 7,526	\$ 6,262

***Notes to the Basic Financial Statements  
For the Year Ended December 31, 2014***

---

**Note 4 – Cash, Deposits and Investments**

Moneys held by the County are classified by state statute into two categories. Active moneys are public moneys determined to be necessary to meet current demand upon the County treasury. Active moneys must be maintained either as cash in the County treasury, in commercial accounts payable or able to be withdrawn on demand, or in money market deposit accounts. Moneys held by the County that are not considered active are classified as inactive. Inactive moneys are invested in authorized securities in accordance with the Franklin County Treasurer Investment and Depository Policy, as adopted by majority vote of the Investment Advisory Committee.

***A. Primary Government***

*Deposits:* Deposits include amounts held in demand accounts and savings accounts. At year-end, the carrying amount of the County's deposits was \$38,690,000. The bank balances totaled \$45,277,000.

Custodial credit risk is the risk that, in the event of a bank failure, the government's deposits may not be returned. Protection of the County's deposits is provided by the Federal Deposit Insurance Corporation (FDIC), by eligible securities pledged by the financial institution as security for repayment, by letter of credit deposited with the County Treasurer by the financial institution or by a single collateral pool established by the financial institution to secure the repayment of all public moneys deposited with the institution. Of the bank balances totaling \$45,277,000, \$2,280,000 was insured by FDIC. The remaining balance of \$42,997,000 was collateralized with securities held in single financial institution collateral pools in the name of the respective depository bank, and pledged as a pool of collateral against all the public moneys it holds. All County demand deposits were either insured or collateralized, in accordance with state law and the County's investment policy. The County has no deposit policy for custodial credit risk beyond the requirements of state statute.

*Investments:* The following securities are authorized investments under both the County's policy and the ORC:

1. United States Treasury notes, bills, bonds, or other obligation or security issued by the Treasury, any other obligation guaranteed as to principal and interest by the U. S., or any book entry, zero-coupon security that is a direct obligation of the United States.
2. Bonds, notes, debentures, or any other obligations or securities issued directly by any federal government agency or instrumentality.
3. Bonds and other obligations of the State of Ohio or its political subdivisions, provided that such political subdivisions are located wholly or partly within the County and the investments shall not exceed five percent of the County's total average portfolio.
4. The State Treasurer's investment pool (STAR Ohio).

**FRANKLIN COUNTY, OHIO**

---

***Notes to the Basic Financial Statements  
For the Year Ended December 31, 2014***

---

**Note 4 – Cash, Deposits and Investments (Continued)**

5. No-load money market mutual funds consisting exclusively of obligations described in (1) or (2) and repurchase agreements secured by such obligations, provided that the investments are made only through eligible institutions and the investments shall not exceed fifty percent of the County's total average portfolio.
6. Up to fifteen percent of the County's total average portfolio in high-grade notes issued by U. S. corporations, and the notes mature no later than two years after purchase.
7. Up to twenty-five percent of the County's total average portfolio in either of the following:
  - a. High grade commercial paper when the aggregate value of the notes does not exceed ten percent of the aggregate value of the outstanding commercial paper of the issuing corporation, and the notes mature no later than 270 days after purchase.
  - b. Bankers acceptances of banks insured by the FDIC when the obligations are eligible for purchase by the Federal Reserve System and mature no later than 180 days after purchase.
8. High-grade debt interests issued by foreign nations diplomatically recognized by the U.S. government. All interest and principal shall be denominated and payable in U.S. funds. In the aggregate, this investment shall not exceed one percent of a two-year rolling average of the County's portfolio, and shall mature no later than five years after purchase.
9. Written repurchase agreements in the securities described in (1) or (2) provided that the market value of the agreement be at least two percent and be marked to market daily, and that the term of the agreement must not exceed thirty days.

Investments in derivative securities, reverse repurchase agreements and collateralized mortgage obligations are prohibited. The issuance of taxable notes for the purpose of arbitrage, the use of leverage and purchases on margin or short sale are also prohibited. An investment must mature within five years from the date of purchase unless matched to a specific County obligation or debt.

**FRANKLIN COUNTY, OHIO**

**Notes to the Basic Financial Statements  
For the Year Ended December 31, 2014**

**Note 4 – Cash, Deposits and Investments (Continued)**

As of December 31, 2014, the primary government had the following investments (based on quoted market prices) and maturities:

(Amounts in 000's, Time in Years)					
Investment Type	Fair Value	Less than 1	1 – 2	2 – 5	% of Portfolio
U.S. Treasuries	\$ 28,416	\$ 4,500	\$ 9,989	\$ 13,927	3.21%
FHLB notes	188,302	5,007	59,736	123,559	21.28%
FHLMC notes	221,714	13,869	40,417	167,428	25.05%
FNMA notes	240,905	5,001	52,270	183,634	27.22%
FFCB notes	151,112	47,551	55,395	48,166	17.08%
Foreign bonds	8,500	3,000	2,000	3,500	0.96%
County municipal bonds	43,013	2,951	18,947	21,115	4.86%
STAR Ohio	2,208	2,208	-	-	0.25%
Money markets	763	763	-	-	0.09%
Total investments	<u>\$ 884,933</u>	<u>\$ 84,850</u>	<u>\$ 238,754</u>	<u>\$ 561,329</u>	<u>100.00%</u>

*Interest rate risk:* The ORC and the Investment and Depository Policy of the County limit the purchase of securities to those with a maturity of no more than five years from the date of purchase unless matched to a specific obligation or debt of the County.

*Credit risk:* The ORC limits investments in commercial paper, corporate bonds and mutual bond funds to the top two ratings issued by nationally recognized statistical rating organizations at the time of purchase. All federal agency notes had a rating of AAA from Standard & Poor's, and Aaa from Moody's. The State of Israel Bonds were rated A by Standard & Poor's, and Aa by Moody's. Standard & Poor's has assigned STAR Ohio an AAAM money market rating. The County had investments in two other money market accounts at year-end, each rated AAAM by Standard & Poor's and Aaa by Moody's.

*Concentration of credit risk:* The County's investment policy provides for diversification to avoid undue concentration in securities of one type or securities of one financial institution. This restriction does not apply to obligations guaranteed by the U.S. government. The investment policy allows for a maximum of 1.0 percent of the County's total investments to be invested in foreign government debt. Of the County's total investments, 21.28 percent are FHLB notes, 25.05 percent are FHLMC notes, 27.22 percent are FNMA notes and 17.08 percent are FFCB notes. All other investment types are less than ten percent of the County's total investments.

*Custodial credit risk:* For an investment, the custodial credit risk is the risk that, in the event of the failure of the counterparty to a transaction, the County will not be able to recover the value of the investments or collateral securities that are in the possession of an outside party. In order to mitigate custodial risk, the County purchases its investments only through an approved broker/dealer or institution. Further, payment for investments is made only upon delivery of the securities representing the investments to the Treasurer or qualified trustee or, if the securities are not represented by a certificate, upon receipt of confirmation of transfer from the custodian.

**FRANKLIN COUNTY, OHIO**

---

**Notes to the Basic Financial Statements  
For the Year Ended December 31, 2014**

---

**Note 4 – Cash, Deposits and Investments (Continued)**

**B. Component Units**

*Deposits:* All monies are deposited into banks or investment companies designated by each component unit's governing board. Funds not needed for immediate expenditure may be deposited in interest bearing or non-interest bearing accounts, or U.S. government obligations. Security shall be furnished for all deposits, whether interest bearing or non-interest bearing, except that no such security is required for U.S. government obligations.

Custodial risk is the risk that, in the event of bank failure, the deposits of the component unit might not be recovered. At December 31, 2014, discretely presented component units held demand deposits with a carrying value of \$3,930,000. The bank balances totaled \$3,849,000. All bank balances, with the exception of \$2,112,000, were insured by FDIC as the financial institutions participate in the Temporary Liquidity Guarantee Program.

*Investments:* As of December 31, 2014, the component units had the following investments (based on quoted market prices) and maturities (where applicable):

(Amounts in 000's, Time in Years)			
Investment Type	Fair Value	Less than 1	% of Portfolio
Corporate bonds	\$ 2,896	\$ 2,896	31.24%
Managed equity account	2,401	2,401	25.90%
Mutual funds	2,983	2,983	32.18%
Money markets	233	233	2.52%
Cash surrender value of life insurance	756	756	8.16%
Total investments	<u>\$ 9,269</u>	<u>\$ 9,269</u>	<u>100.00%</u>

*Interest rate risk:* The component units do not have policies limiting investment maturities as a means of managing exposure to fair value losses arising from increasing interest rates, except for ARC Industries, which limits fixed income securities to maturity of fifteen years.

*Credit risk:* ARC Industries limits investments so that average rating is between BBB and AAA based on the type of investment. No other component units place a limit on the ratings of their securities other than the ORC requirements. ARC Industries corporate bonds have an A rating, bond mutual funds have implied AAA ratings, and money markets have an A+ rating.

*Concentration of credit risk:* The component units do not place a limit on the amount that may be invested in any one issuer.

*Custodial credit risk:* For an investment, the custodial credit risk is the risk that, in the event of the failure of the counterparty to a transaction, the component unit will not be able to recover the value of the investments or collateral securities that are in the possession of an outside party. In order to mitigate custodial risk, the component units purchase their investments only through an approved broker/dealer or institution.

**FRANKLIN COUNTY, OHIO**

---

***Notes to the Basic Financial Statements  
For the Year Ended December 31, 2014***

---

**Note 4 – Cash, Deposits and Investments (Continued)**

***C. Reconciliation to Statement of Net Position***

The deposits and investments reconcile to the statements of net position as follows:

---

	(Amounts in 000's)		
	Primary Government	Component Units	Total
Deposits and investments:			
Carrying amount of deposits	\$ 38,690	\$ 3,930	\$ 42,620
Fair value of investments	884,933	9,269	894,202
Outstanding deposits and warrants	(3,552)	-	(3,552)
Total deposits and investments	<u>\$ 920,071</u>	<u>\$ 13,199</u>	<u>\$ 933,270</u>
Per statement of net position:			
Equity with County Treasurer	\$ 784,203	\$ -	\$ 784,203
Cash and investments in segregated accounts	4,830	13,199	18,029
Restricted cash	2,400	-	2,400
	<u>791,433</u>	<u>13,199</u>	<u>804,632</u>
Per statement of fiduciary net position:			
Equity with County Treasurer	103,163	-	103,163
Cash and investments in segregated accounts	25,475	-	25,475
	<u>128,638</u>	<u>-</u>	<u>128,638</u>
Total per statements of net position	<u>\$ 920,071</u>	<u>\$ 13,199</u>	<u>\$ 933,270</u>

---

**FRANKLIN COUNTY, OHIO**

---

***Notes to the Basic Financial Statements  
For the Year Ended December 31, 2014***

---

**Note 5 – Interfund Balances and Transfers**

Interfund balances consisted of the following:

***A. Due to/from Other Funds***

These balances resulted primarily from the time lag between the dates that interfund goods and services are provided or reimbursable expenditures occur and payment is made.

(Amounts in 000's)		
Receivable Fund	Payable Fund	Amount
General	Board of Developmental Disabilities	\$ 6
	Children Services Board	119
	ADAMH Board	3
	Nonmajor governmental funds	534
	Enterprise funds	18
	Internal service fund	1
		<u>681</u>
Children Services Board	Nonmajor governmental funds	23
ADAMH Board	Board of Developmental Disabilities	10
Nonmajor governmental funds	General Fund	59
	Board of Developmental Disabilities	18
	Nonmajor governmental funds	221
		<u>298</u>
Internal service fund	General Fund	12
	Nonmajor governmental funds	2
		<u>14</u>
		<u>\$ 1,026</u>

---



**FRANKLIN COUNTY, OHIO**

---

**Notes to the Basic Financial Statements  
For the Year Ended December 31, 2014**

---

**Note 5 – Interfund Balances and Transfers (Continued)**

**B. Advances to/from Other Funds**

The following loans between funds, in anticipation of grant revenue, are long-term in nature and are classified as advances. The advances at December 31, 2014 are as follows:

(Amounts in 000's)		
Receivable Fund	Payable Fund	Amount
General	Nonmajor governmental funds	\$ 3,006
	Internal service fund	300
		<u>\$ 3,306</u>

In December 2014, the County Commissioners forgave advances from the General Fund to the Water and Sewer Fund in the amount of \$688,000 which was treated as transfers in the current year.

**C. Interfund Transfers**

Transfers are used to move revenues from the fund that collects them in accordance with statute or budget to the fund that is required to expend them in accordance with statute or budget; to segregate money for anticipated capital projects; to provide resources for current operations; or to service debt.

(Amounts in 000's)					
Transfer Out	Transfer in				Total
	General	Children Services Board	Nonmajor Governmental Funds	Enterprise	
General	\$ -	\$ -	\$ 46,366	\$ 2,563	\$ 48,929
Nonmajor governmental funds	574	273	1,516	-	2,363
Enterprise fund	-	-	3	-	3
	<u>\$ 574</u>	<u>\$ 273</u>	<u>\$ 47,885</u>	<u>\$ 2,563</u>	<u>\$ 51,295</u>

**D. Due from/to Component Unit**

The following balances occurred between the primary government and component unit due to services provided, reimbursable expenditures and short term loans:

(Amounts in 000's)		
Payable Fund	Receivable Component Unit	Amount
FCBDD	ARC Industries	<u>\$ 32</u>

***Notes to the Basic Financial Statements  
For the Year Ended December 31, 2014***

---

**Note 6 – Property Taxes**

Property taxes are levied against all real and public utility property in Franklin County.

Real property taxes for 2014 are levied after October 1, 2014. The lien date is as of January 1, 2014. The tax is based on the assessed value of the property and is established by state law at thirty-five percent of the appraised value. Real property taxes for 2013 are collected in 2014 and are intended to finance 2014 expenditures. The total assessed value upon which the 2014 real estate tax collection was based was \$25,423,633,000. The full tax rate for the 2014 collection applied to real property for all County units was \$17.72 per \$1,000 of assessed valuation.

Public utility real property is subject to tax. The total assessed value upon which the 2014 tax collection was based was \$737,076,000.

The County Treasurer bills and collects property taxes on behalf of all taxing districts within Franklin County. The Auditor periodically remits to the taxing districts their portion of the taxes collected. Collection of the taxes and remittance to the taxing districts are accounted for in various County agency funds.

“Property taxes receivable” represents delinquent real property, tangible personal property, and public utility taxes outstanding as of the last settlement, and current real property and public utility taxes that were measurable at year-end for which there is an enforceable legal claim. In the fund financial statements, receivables are offset by unearned revenue since these taxes were not levied to finance 2012 operations. In the full accrual government-wide financial statements, collectible delinquent property taxes have been recorded as revenue while the remainder of the receivable is unearned.

The County uses actual billings to estimate taxes receivable by using an estimate based on the tax rate multiplied by property value. The collection of substantially all real property and public utility taxes both current and delinquent is reasonably assured because of the County's ability to force foreclosure of the properties on which the taxes are levied. For tangible personal property taxes, a determination of the percentage deemed collectible was made based on past experience. This percentage was applied against the gross taxes receivable to yield the estimated net realizable value of these resources.

**FRANKLIN COUNTY, OHIO**

---

**Notes to the Basic Financial Statements  
For the Year Ended December 31, 2014**

---

**Note 7 – Notes Receivable**

In 1997, the County and the Solid Waste Authority of Central Ohio (SWACO) entered into a repayment agreement under which SWACO is obligated to pay the debt service for bonds issued to finance expansion at the solid waste facility. To secure SWACO’s obligation, contract documents were executed and delivered to the County whereby SWACO granted the County a lien on the solid waste facilities, a security interest in its fixtures and personal property, and assignment of permits and licenses necessary for operation of the solid waste facilities. At December 31, 2014, the County recorded \$4,425,000 as a note receivable for the landfill expansion bonds with a similar assignment of fund balance in the Debt Service fund.

In 2002, the County, the City of Columbus and the Columbus Municipal Airport Authority entered into the Port Authority Consolidations and Joinder Agreement. As part of that agreement, the County assumed certain debt related to the former Rickenbacker Port Authority, with the stipulation that the debt will be serviced with revenues from the newly created Columbus Regional Airport Authority (CRAA). At December 31, 2014, the debt had been repaid and therefore the County recorded \$-0- as a note receivable for an outstanding Ohio Public Works Commission loan, with a similar commitment of fund balance in the General Fund.

In 2009, the County authorized an interest free economic development loan to the Central Ohio Community Improvement Corporation (Central Ohio CIC) in the amount of \$200,000 and to the Community Improvement Corporation of Gahanna (Gahanna CIC) for \$2,600,000. At December 31, 2014, the County recorded a note receivable in the amount of \$186,000 and \$2,414,000 respectively, with a similar commitment of the fund balance in the General Fund.

The following is a summary of the future payments to be received by the County for the notes:

(Amounts in 000's)			
	General	Other Governmental Funds	Total Governmental Funds
2015	\$ 100	\$ 1,616	\$ 1,716
2016	100	1,627	1,727
2017	100	1,633	1,733
2018	100	-	100
2019	100	-	100
2020-2024	500	-	500
2025-2029	500	-	500
2030-2034	500	-	500
2035-2039	500	-	500
2040	100	-	100
Total payments to be received	2,600	4,876	7,476
Less: Amount representing interest	-	(451)	(451)
Notes receivable	<u>\$ 2,600</u>	<u>\$ 4,425</u>	<u>\$ 7,025</u>

**FRANKLIN COUNTY, OHIO**

---

**Notes to the Basic Financial Statements  
For the Year Ended December 31, 2014**

---

**Note 8 – Leases - Lessor Disclosure**

**A. Capital Leases**

The County acts as lessor in two outstanding direct financing lease agreements. The facilities under lease, the lessees and debt principal outstanding at December 31, 2014, include the following:

(Amounts in 000's)		
Facility	Lessee	Principal Outstanding
Fairgrounds Project	Franklin County Agricultural Society	\$ 300
Maryhaven Facility	Maryhaven, Inc.	977
		\$ 1,277

Under the agreements, the lessees are required to pay the cost of maintaining and operating the leased facility. Lease payments from Maryhaven are substantially equal to the debt service to be paid by the County for retirement of the bonds associated with those facilities. The payments from Maryhaven are recognized as revenue in the Debt Service fund prior to payment of interest and principal on bonds.

The County has recognized the future minimum lease payments, less unearned interest income to be received for capitalized leases, as “Leases receivable” in the General and Debt Service funds. That portion not collected at year-end is classified as “Unavailable revenue.”

A summary of the future minimum lease payments to be received by the County, and the components of the net investment in direct financing leases at December 31, 2014, follows:

(Amounts in 000's)			
	Fairgrounds Project	Maryhaven Facility	Total
2015	\$ 50	\$ 365	\$ 415
2016	50	364	414
2017	50	337	387
2018	50	-	50
2019	50	-	50
2020	50	-	50
Minimum lease payments	300	1,066	1,366
Unearned interest income	-	(89)	(89)
Net investment in leases	\$ 300	\$ 977	\$ 1,277

**FRANKLIN COUNTY, OHIO**

---

**Notes to the Basic Financial Statements  
For the Year Ended December 31, 2014**

---

**Note 8 – Leases - Lessor Disclosure (Continued)**

**B. Operating Leases**

During 2009, the County completed construction on Huntington Park, which has been leased to the Stadium and Team, a component unit of the County. The lease was initiated in April 2009 and expires December 2033. The terms of the lease agreement require the Stadium and Team to pay for operating expenses and leasehold improvements of the stadium. In addition, the Stadium and Team shall pay, as rent, an amount equal to the debt service of the financing package issued under the County's name for the construction of Huntington Park. Minimum annual rent may vary between years as a result of the anticipated debt service payments, and is subject to change as a portion of the financing consists of bond anticipation notes. The asset is recorded as a capital asset of the County as follows:

(Amounts in 000's)	
Acquisition cost	\$ 64,114
Less: accumulated depreciation	(5,757)
Carrying amount	\$ 58,357

The Stadium and Team may renew the lease for two consecutive ten year terms under similar terms upon thirty days written notice prior to the end of the lease term. Future payments under the non-cancellable operating lease are as follows:

(Amounts in 000's)	
	Lease Payments
2015	\$ 4,180
2016	4,170
2017	4,147
2018	2,142
2019	2,140
2020-2024	10,709
2025-2029	10,705
2030-2032	6,247
	\$ 44,440

**FRANKLIN COUNTY, OHIO**

**Notes to the Basic Financial Statements  
For the Year Ended December 31, 2014**

**Note 9 - Capital Assets**

Capital asset activity of the primary government for the year ended December 31, 2014, is shown below:

Capital Assets Primary Government - Governmental Activities (Amounts in 000's)				
	Beginning Balance	Additions	Reductions	Ending Balance
Capital assets, not being depreciated:				
Land	\$ 61,013	\$ 4,159	\$ (88)	\$ 65,084
Construction in progress	55,298	61,204	(25,818)	90,684
Total nondepreciable capital assets	116,311	65,363	(25,906)	155,768
Capital assets, being depreciated:				
Buildings and improvements	585,644	8,826	(1,159)	593,311
Infrastructure	248,419	11,656	(44)	260,031
Machinery and equipment	90,709	10,041	(5,879)	94,871
	924,772	30,523	(7,082)	948,213
Less accumulated depreciation for:				
Buildings and improvements	(151,572)	(14,666)	151	(166,087)
Infrastructure	(82,295)	(4,501)	34	(86,762)
Machinery and equipment	(54,129)	(7,943)	5,488	(56,584)
	(287,996)	(27,110)	5,673	(309,433)
Total depreciable capital assets, net	636,776	3,413	(1,409)	638,780
Total capital assets, net	\$ 753,087	\$ 68,776	\$ (27,315)	\$ 794,548

**FRANKLIN COUNTY, OHIO**

**Notes to the Basic Financial Statements  
For the Year Ended December 31, 2014**

**Note 9 - Capital Assets (Continued)**

Capital Assets Primary Government – Business-type Activities (Amounts in 000's)				
	Beginning Balance	Additions	Reductions	Ending Balance
Capital assets, not being depreciated:				
Land	\$ 442	\$ -	\$ -	\$ 442
Construction in progress	9,129	4,024	-	13,153
Total nondepreciable capital assets	9,571	4,024	-	13,595
Capital assets, being depreciated:				
Buildings and improvements	14,273	-	-	14,273
Infrastructure	36,112	-	-	36,112
Machinery and equipment	1,464	291	(87)	1,668
	51,849	291	(87)	52,053
Less accumulated depreciation for:				
Buildings and improvements	(6,680)	(250)	-	(6,930)
Infrastructure	(7,594)	(537)	-	(8,131)
Machinery and equipment	(962)	(128)	87	(1,003)
	(15,236)	(915)	87	(16,064)
Total depreciable capital assets, net	36,613	(624)	-	35,989
Total capital assets, net	\$ 46,184	\$ 3,400	\$ -	\$ 49,584

Depreciation expense was charged to functional programs of the primary government as follows:

(Amounts in 000's)	
Governmental activities:	
General government	\$ 8,028
Judicial	3,621
Public safety	3,463
Human services	2,236
Health	2,567
Public works	6,217
Conservation and recreation	973
Community and economic development	5
	\$ 27,110
Business-type activities:	
Water and sewer	\$ 641
Parking facilities	274
	\$ 915

**FRANKLIN COUNTY, OHIO**

**Notes to the Basic Financial Statements  
For the Year Ended December 31, 2014**

**Note 9 - Capital Assets (Continued)**

Capital asset activity of the component units for the year ended December 31, 2014, was as follows:

	(Amounts in 000's)			
	Beginning Balance	Additions	Reductions	Ending Balance
Capital assets, being depreciated:				
Buildings and improvements	\$ 1,340	\$ -	\$ -	\$ 1,340
Machinery and equipment	10,001	699	-	10,700
	<u>11,341</u>	<u>699</u>	<u>-</u>	<u>12,040</u>
Less accumulated depreciation for:				
Buildings and improvements	(915)	(44)	-	(959)
Machinery and equipment	(7,806)	(699)	-	(8,505)
	<u>(8,721)</u>	<u>(743)</u>	<u>-</u>	<u>(9,464)</u>
Total depreciable capital assets, net	<u>\$ 2,620</u>	<u>\$ (44)</u>	<u>\$ -</u>	<u>\$ 2,576</u>

Depreciation expense reported by component units was as follows:

(Amounts in 000's)	
ARC Industries	\$ 370
Veterans Memorial Hall	39
Stadium and Team	334
	<u>\$ 743</u>



**FRANKLIN COUNTY, OHIO**

**Notes to the Basic Financial Statements  
For the Year Ended December 31, 2014**

**Note 10 – Long-term Liabilities**

**A. Long-term Debt Summary**

The original issue date, final maturity date, interest rate and original issuance amount for the County's long term bonds, notes, and loans currently outstanding follows:

Long-term Debt Summary – Governmental Activities (Amounts in 000's)				
	Original Issue Date	Final Maturity	Interest Rate	Original Issue Amount
General obligation bonds and notes:				
Bonds:				
Series 2005 Road Improvements	10/26/2005	12/01/2015	3.25 to 5.00%	\$ 5,000
Series 2005 FCCS Building	10/26/2005	12/01/2025	3.25 to 5.00%	10,895
Series 2005 Refunding	10/26/2005	12/01/2017	3.25 to 5.00%	25,085
Series 2007 Road Improvements	07/24/2007	12/01/2017	4.00 to 4.13%	5,000
Series 2007 Courthouse Project	07/24/2007	12/01/2031	4.00 to 5.00%	111,695
Series 2007 Animal Shelter Project	07/24/2007	12/01/2031	4.00 to 5.00%	9,355
Series 2009 Government Center	02/19/2009	12/01/2028	2.00 to 4.38%	20,000
Series 2009 Refunding	02/19/2009	12/01/2020	2.00 to 5.00%	42,175
Series 2010 Energy Conservation	04/12/2010	12/01/2035	1.03 to 5.93%	22,755
Series 2010 Animal Shelter	04/12/2010	12/01/2035	1.03 to 5.93%	10,075
Series 2010 Government Center	04/12/2010	12/01/2035	1.03 to 5.93%	10,075
Series 2010-2 Road Improvements	12/08/2010	12/01/2031	2.00 to 5.70%	3,015
Series 2010-2 Hall of Justice	12/08/2010	12/01/2031	2.00 to 5.70%	7,570
Series 2013 Hall of Justice	08/06/2013	12/01/2038	1.75 to 5.00%	37,500
Series 2013 Government Facilities	08/06/2013	12/01/2023	4.35%	3,500
Series 2013 Sheriff's Training Facility	08/06/2013	12/01/2038	4.50%	5,000
Series 2014 Refunding FCCS Building	03/11/2014	06/01/2025	1.00 to 5.00%	6,475
Series 2014 Refunding Courthouse Project	03/11/2014	12/01/2031	1.00 to 5.00%	34,420
Series 2014 Refunding Animal Shelter Project	03/11/2014	12/01/2031	1.00 to 5.00%	2,985
Series 2014 Refunding Energy Conservation	03/11/2014	06/01/2027	1.00 to 5.00%	20,590
Series 2014 Refunding Animal Shelter	03/11/2014	12/01/2035	1.00 to 5.00%	5,830
Series 2014 Refunding Government Center	03/11/2014	12/01/2034	1.00 to 5.00%	7,770
Series 2014 Refunding Road Improvements	03/11/2014	06/01/2030	1.00 to 5.00%	2,370
Series 2014 Refunding Hall of Justice	03/11/2014	06/01/2030	1.00 to 5.00%	5,410
Notes:				
Series 2013A Energy Conservation	05/23/2013	12/01/2022	1.51%	4,990
Series 2013B Energy Conservation	05/23/2013	12/01/2028	3.32%	3,806
				423,341
Special obligation bonds, notes and loans:				
Taxable				
Series 2007 Stadium Facility Project Bonds	09/26/2007	12/01/2032	5.00 to 5.58%	27,500
Series 2014 Stadium Facility Project Notes	03/06/2014	03/05/2015	0.80%	6,000
				33,500
Loans:				
Ohio Public Works Commission (OPWC)				
Rickenbacker Industrial Park	01/01/1995	01/01/2015	0.00%	1,489
Scioto-Darby Creek Road	08/01/2005	01/01/2027	0.00%	1,631
Havens Corners Road at	07/01/2008	07/01/2028	0.00%	475
Tuttle Crossing Boulevard	01/01/2010	01/01/2030	0.00%	3,635
Georgesville Road	07/01/2013	01/01/2033	0.00%	1,000
Ohio Department of Development				
Alum Creek Drive	07/15/2011	3/31/2014	1.00%	7,000
				15,230
				\$ 472,071

**FRANKLIN COUNTY, OHIO**

**Notes to the Basic Financial Statements  
For the Year Ended December 31, 2014**

**Note 10 – Long-term Liabilities (Continued)**

Long-term Debt Summary – Business-type Activities (Amounts in 000's)				
	Original Issue Date	Final Maturity	Interest Rate	Original Issue Amount
General obligation bonds:				
Series 2010 Sanitary Sewer Improvements	04/12/2010	12/01/2035	1.03 to 5.93%	\$ 6,550
Series 2010-2 Sanitary Sewer Improvements	12/08/2010	12/01/2031	2.00 to 5.70%	2,220
Series 2014 Refunding Sanitary Sewer	03/11/2014	06/01/2033	1.00 to 5.00%	4,760
Series 2014 Refunding Sanitary Sewer	03/11/2014	06/01/2030	1.00 to 5.00%	2,080
				15,610
Special obligation loans:				
Ohio Water Development Authority (OWDA) loans:				
Village Park and Young Estates Water	03/26/1992	07/01/2017	7.21%	274
Village Park and Young Estates Sewer	03/26/1992	07/01/2017	7.21%	551
Darbydale Sewer	08/10/2005	07/01/2025	3.98%	1,150
Timberlake Water Treatment	09/28/2006	07/01/2031	0.00 to 3.25%	2,723
Timberlake Wastewater	12/10/2009	07/01/2031	2.62 to 3.25%	2,576
Mon-E-Bak Sewer	01/27/2011	01/01/2033	3.77%	1,957
Home Septic Treatment				
System Repair/Replacement	01/01/2012	01/01/2032	0.00%	314
Pleasant Acres Connection Design	08/30/2012	07/01/2018	3.86%	162
Leonard Park Waterline Extension	06/27/2013	01/01/2019	2.00%	278
Oakhurst Knolls Wastewater	08/29/2013	07/01/2034	3.42%	284
Oakhurst Knolls Wastewater Upgrades	08/28/2014	01/01/2020	3.09%	126
Ohio Public Works Commission (OPWC) loans:				
Lincoln Village and New Rome Water	07/01/1995	07/01/2015	4.00%	835
Emmit/Mix Avenue Sewer	07/01/1997	07/01/2021	3.00%	482
Water Quality Wastewater	07/01/2005	07/01/2026	0.00%	3,711
Darbydale Wastewater	01/01/2008	01/01/2028	0.00%	1,883
Eureka Park Sanitary Sewer	07/01/2011	07/01/2043	0.00%	693
Leonard Park Waterline Extension	07/01/2013	01/01/2045	0.00%	2,438
Ohio Department of Transportation (ODOT) loans:				
West Broad Street Water	03/01/2013	03/01/2023	3.00%	402
				20,839
				\$ 36,449

For bonds, interest rates vary over the term of the bond per a set schedule and none are demand bonds.

**FRANKLIN COUNTY, OHIO**

---

***Notes to the Basic Financial Statements  
For the Year Ended December 31, 2014***

---

**Note 10 – Long-term Liabilities (Continued)**

***B. New Issues***

***March, 2014 Refunding (\$92,690,000)*** In March 2014, the County issued Series 2014 Various Purpose Limited Tax Refunding Bonds in the amount of \$92,690,000 with interest rates ranging from 1.0% to 5.0% (maturing from June 2025 through December 2035) to currently refund a portion of the County's outstanding general obligation bonds. A premium in the amount of \$10,978,000 was received on the refunding bonds. The reacquisition price exceeded the net carrying amount of the old debt by \$7,191,000 which has been accounted for as a deferred refunding charge. The transaction resulted in an economic gain of \$3,805,000 and a reduction of \$2,815,000.

***March, 2014 Stadium Facility Project (\$6,000,000)*** In March 2014, the County issued Series 2014 Taxable Special Obligation notes in the amount of \$6,000,000 with an interest rate of 0.80% (maturing March 5, 2015) for the purpose of refunding outstanding notes previously issued for the purpose of providing funds to pay a portion of the costs of acquiring, constructing, installing and equipping a county park and recreational facility including a baseball stadium.

***August, 2014 Ohio Water Development Authority Loan (\$126,000)*** In August 2014, the County entered into a loan agreement with the Ohio Water Development Authority for the Oakhurst Knolls Wastewater Upgrades Planning project. The term of the loan is six (6) years with an interest rate of 3.09%.

***C. Changes in Long-term Liabilities***

***Primary Government*** Changes in governmental activity long-term obligations during the year, including new issuances, consisted of the following:

**FRANKLIN COUNTY, OHIO**

**Notes to the Basic Financial Statements  
For the Year Ended December 31, 2014**

**Note 10 – Long-term Liabilities (Continued)**

Changes in Long-term Liabilities - Governmental Activities					
(Amounts in 000's)					
	Beginning			Ending	Due in
	Balance	Additions	Reductions	Balance	One Year
General obligation bonds and notes:					
Bonds:					
Series 2005 Road Improvements	\$ 1,200	\$ -	\$ (585)	\$ 615	\$ 615
Series 2005 FCCS Building	7,700	-	(7,185)	515	515
Series 2005 Refunding	10,590	-	(2,745)	7,845	2,895
Series 2007 Road Improvements	2,400	-	(570)	1,830	590
Series 2007 Courthouse Project	104,140	-	(35,400)	68,740	260
Series 2007 Animal Shelter Project	9,085	-	(3,035)	6,050	45
Series 2009 Government Center	16,195	-	(850)	15,345	870
Series 2009 Refunding	38,595	-	(5,060)	33,535	5,190
Series 2010 Energy Conservation	22,755	-	(22,755)	-	-
Series 2010 Animal Shelter	10,037	-	(5,832)	4,205	-
Series 2010 Government Center	10,038	-	(7,768)	2,270	-
Series 2010-2 Road Improvements	2,650	-	(2,650)	-	-
Series 2010-2 Hall of Justice	7,570	-	(5,400)	2,170	-
Series 2013 Hall of Justice	37,500	-	(1,650)	35,850	1,625
Series 2013 Government Facilities	3,500	-	(350)	3,150	350
Series 2013 Sheriff's Training Facility	5,000	-	(115)	4,885	120
Series 2014 Refunding	-	85,850	(1,675)	84,175	1,525
Notes:					
Series 2013 Energy Conservation	8,527	-	(518)	8,009	527
	<u>297,482</u>	<u>85,850</u>	<u>(104,143)</u>	<u>279,189</u>	<u>15,127</u>
Unamortized amounts:					
Bond premiums and discounts	10,291	10,286	(1,599)	18,978	-
	<u>307,773</u>	<u>96,136</u>	<u>(105,742)</u>	<u>298,167</u>	<u>15,127</u>
Special obligation bonds, notes and loans:					
Taxable					
Series 2007 Stadium Facility Project Bonds	24,755	-	(775)	23,980	815
Series 2013 Stadium Facility Project Notes	8,000	-	(8,000)	-	-
Series 2014 Stadium Facility Project Notes	-	6,000	-	6,000	6,000
	<u>32,755</u>	<u>6,000</u>	<u>(8,775)</u>	<u>29,980</u>	<u>6,815</u>
Ohio Public Works Commission loans:					
Rickenbacker Industrial Park	75	-	(75)	-	-
Havens Corners Road at	344	-	(23)	321	24
Scioto-Darby Creek Road	1,223	-	(82)	1,141	81
Tuttle Crossing Boulevard	2,908	-	(182)	2,726	182
Ohio Department of Development:					
Alum Creek Drive	7,000	-	(7,000)	-	-
	<u>11,550</u>	<u>-</u>	<u>(7,362)</u>	<u>4,188</u>	<u>287</u>
Other long-term obligations:					
Compensated absences	40,891	5,281	(3,217)	42,955	4,046
Workers compensation	4,802	1,476	(1,317)	4,961	1,149
Capital leases	24,055	87	(733)	23,409	729
	<u>69,748</u>	<u>6,844</u>	<u>(5,267)</u>	<u>71,325</u>	<u>5,924</u>
	<u>\$ 421,826</u>	<u>\$ 108,980</u>	<u>\$ (127,146)</u>	<u>\$ 403,660</u>	<u>\$ 28,153</u>

**FRANKLIN COUNTY, OHIO**

**Notes to the Basic Financial Statements  
For the Year Ended December 31, 2014**

**Note 10 – Long-term Liabilities (Continued)**

Changes in business-type long-term obligations during the year, including new issuances, consisted of the following. There were no reductions in compensated absences.

Changes in Long-term Liabilities – Business-type Activities (Amounts in 000's)					
	Beginning Balance	Additions	Reductions	Ending Balance	Due in One Year
General obligation bonds:					
Series 2010 Sanitary Sewer	\$ 6,550	\$ -	\$ (4,830)	\$ 1,720	\$ -
Series 2010-2 Sanitary Sewer	2,220	-	(2,220)	-	-
Series 2014 Refunding Sanitary Sewer	-	6,840	(50)	6,790	60
	<u>8,770</u>	<u>6,840</u>	<u>(7,100)</u>	<u>8,510</u>	<u>60</u>
Unamortized amounts:					
Bond premiums and discounts	-	369	(17)	352	-
	<u>8,770</u>	<u>7,209</u>	<u>(7,117)</u>	<u>8,862</u>	<u>60</u>
Special obligation loans:					
OPWC/OWDA loans:					
OWDA loans:					
Village Park and Young Estates Water	72	-	(9)	63	30
Village Park and Young Estates Sewer	144	-	(18)	126	60
Darbydale Sewer	769	-	(27)	742	83
Timberlake Water Treatment	1,919	2	(53)	1,868	164
Timberlake Wastewater	1,287	-	(28)	1,259	86
Mon-E-Bak Sewer	1,857	-	(35)	1,822	105
Pleasant Acres Connection Design	105	5	(4)	106	29
Leoard Park Water	136	137	(26)	247	60
Oakhurst Knolls Wastewater	1	260	-	261	10
OPWC loans:					
Lincoln Village and New Rome Water	112	-	(55)	57	57
Emmit/Mix Avenue Sewer	227	-	(25)	202	26
Water Quality Wastewater	2,922	90	-	3,012	251
Darbydale Wastewater	1,365	-	(94)	1,271	94
ODOT loans:					
West Broad Street Water	402	-	-	402	23
	<u>11,318</u>	<u>494</u>	<u>(374)</u>	<u>11,438</u>	<u>1,078</u>
Other long-term obligations:					
Compensated absences	150	-	(62)	88	46
	<u>\$ 20,238</u>	<u>\$ 7,703</u>	<u>\$ (7,553)</u>	<u>\$ 20,388</u>	<u>\$ 1,184</u>

**Component Units** The component units have no bonded debt. At December 31, 2014, long-term liabilities consisted of \$754,000 in compensated absences, \$9,417,000 in unearned revenue and \$464,000 in capital leases.

**FRANKLIN COUNTY, OHIO**

**Notes to the Basic Financial Statements  
For the Year Ended December 31, 2014**

**Note 10 – Long-term Liabilities (Continued)**

**D. Future Debt Service Requirements**

The following is a summary of the County’s estimated future annual debt service requirements:

Governmental Activities (Amounts in 000's)						
	Bonds				Loans	
	General Obligation		Special Obligation		Special Obligation	
	Principal	Interest	Principal	Interest	Principal	Interest
2015	\$ 14,600	\$ 12,200	\$ 815	\$ 1,325	\$ 287	\$ -
2016	14,530	11,578	860	1,282	287	-
2017	15,115	10,996	905	1,236	287	-
2018	13,440	10,360	955	1,187	287	-
2019	13,985	9,765	1,005	1,135	287	-
2020-2024	67,760	39,022	5,920	4,789	1,435	-
2025-2029	73,235	23,446	7,750	2,954	1,318	-
2030-2034	46,765	7,854	5,770	656	-	-
2035-2038	11,750	1,184	-	-	-	-
	\$ 271,180	\$ 126,405	\$ 23,980	\$ 14,564	\$ 4,188	\$ -

	Notes					
	General Obligation		Special Obligation		Total	
	Principal	Interest	Principal	Interest	Principal	Interest
2015	\$ 527	\$ 190	\$ 6,000	\$ 48	\$ 22,229	\$ 13,763
2016	535	182	-	-	16,212	13,042
2017	543	174	-	-	16,850	12,406
2018	551	166	-	-	15,233	11,713
2019	559	157	-	-	15,836	11,057
2020-2024	2,911	638	-	-	78,026	44,449
2025-2029	2,383	197	-	-	84,686	26,597
2030-2034	-	-	-	-	52,535	8,510
2035-2038	-	-	-	-	11,750	1,184
	\$ 8,009	\$ 1,704	\$ 6,000	\$ 48	\$ 313,357	\$ 142,721

**FRANKLIN COUNTY, OHIO**

**Notes to the Basic Financial Statements  
For the Year Ended December 31, 2014**

**Note 10 – Long-term Liabilities (Continued)**

Business-type Activities (Amounts in 000's)						
	Bonds		Loans		Total	
	Principal	Interest	Principal	Interest	Principal	Interest
2015	\$ 60	\$ 372	\$ 1,078	\$ 209	\$ 1,138	\$ 581
2016	90	370	886	138	976	508
2017	110	367	867	123	977	490
2018	155	364	829	110	984	474
2019	155	361	760	100	915	461
2020-2024	1,015	1,683	3,781	358	4,796	2,041
2025-2029	2,050	1,371	2,476	171	4,526	1,542
2030-2034	4,025	751	761	34	4,786	785
2035	850	50	-	-	850	50
	\$ 8,510	\$ 5,689	\$ 11,438	\$ 1,243	\$ 19,948	\$ 6,932

***E. Funds Used to Retire Long-term Liabilities***

All general obligation bonds are supported by the full faith and credit of the County. General obligation bonds will be paid with \$265,760,000 from taxes, lease revenues (Note 8) and user charges and payments received on the SWACO and CRAA loans including portions of the Series 2005 Refunding (Note 7). Compensated absences liabilities will be paid from the fund from which the employee's salary is paid. Typically the General Fund and the Board of Developmental Disabilities Fund have been used in prior years to liquidate the liability for compensated absences. Capital lease obligations will be paid from the fund that supports the department using the underlying asset, also typical of past treatment.

The taxable special obligations (the "Stadium Facility Bonds" and the "Stadium Facility Note") in the amount of \$29,980,000 are not general obligations of the County, but are payable solely from the proceeds derived from the operation, lease, sale, or other disposition of a County park and recreation facility, including a baseball stadium and from the following non-tax revenue sources that are deposited in the County's General Fund: (i) fines and forfeitures, (ii) fees imposed from licenses and permits, (iii) investment earning on any fund or account of the County, including the County's General Fund, that are credited to the County's General Fund, (iv) proceeds from the sale of capital assets, (v) charges for services, and (vi) other revenues, including but not limited to, rental income, gifts and donations and payments received as reimbursement (the "Pledged Revenues"). Annual principal and interest payments on the special obligations are expected to require less than 14.0 percent of the pledged revenues within the County's General Fund. Other than the retirement of notes described in Note 10.B., there were principal payments of \$775,000 in 2014. Interest charges amounted to \$1,430,000, while pledged revenue amounted to \$69,658,000. The County has covenanted to appropriate each year a sufficient amount of the Pledged Revenues to pay the debt service required in such year.

***Notes to the Basic Financial Statements  
For the Year Ended December 31, 2014***

---

**Note 10 – Long-term Liabilities (Continued)**

From the original proceeds of the Stadium Facility Bonds and Notes, \$4,100,000 was deposited in the Stadium Debt Service fund to be applied to the payment of interest during the construction phase of the project. As of December 31, 2014, the fund balance of the Stadium Debt Service fund is \$388,000. In addition, the Commissioners have designated \$3,644,000 of the fund balance in the General Fund to secure the pledge for the payment of the debt service on the special obligations from the County's Pledged Revenues.

***F. Debt Limitations***

The ORC provides that the net general obligation debt of the County, exclusive of certain exempt debt, issued without a vote of the electors should not exceed one percent of the total assessed valuation of the County. The ORC further provides that the total voted and unvoted net debt of the County less the same exempt debt should not exceed a sum equal to three percent of the first \$100,000,000 of the assessed valuation, plus one and one-half percent of such valuation in excess of \$100,000,000 and not in excess of \$300,000,000, plus two and one-half percent of such valuation in excess of \$300,000,000. The effects of the debt limitations at December 31, 2014, are an overall debt margin of \$417,382,000 and an unvoted debt margin of \$23,502,000.

***G. Defeased Bonds***

In 1993, the County defeased certain general obligation bonds by placing the proceeds of new bonds in an irrevocable trust to provide for all future debt service payments on the old bonds. Accordingly, the trust account assets and the liability for the defeased bonds are not included in the County's financial statements. At December 31, 2014, \$36,645,000 remained outstanding on the defeased bonds from the 1993 refunding.

***H. Optional Redemption***

Certain bonds issued by the County are subject to redemption at the County's option. When partial redemption of any of the following bonds is authorized, the bond registrar will select bonds or portions thereof by lot within a maturity in such manner as the bond registrar may determine, provided, however, that the portion of any bond so selected will be in the amount of \$5,000 or an integral multiple thereof. In each case, accrued interest will be paid to the date fixed for redemption. The following schedule summarizes the bond issues subject to optional redemption, the relevant maturity dates, the redemption dates and the redemption rates:



**FRANKLIN COUNTY, OHIO**

---

**Notes to the Basic Financial Statements  
For the Year Ended December 31, 2014**

---

**Note 10 – Long-term Liabilities (Continued)**

Bonds	Maturity Date	Redemption Dates (Dates Inclusive)	Redemption Prices
Series 2005 FCCS Building	after 12/01/2015	12/01/2015 and thereafter	100%
Series 2005 Refunding	after 12/01/2015	12/01/2015 and thereafter	100%
Series 2007 Courthouse Project	after 12/01/2018	12/01/2017 and thereafter	100%
Series 2007 Animal Shelter Project	after 12/01/2018	12/01/2017 and thereafter	100%
Series 2007 Stadium Facility Project	after 12/01/2018	12/01/2017 and thereafter	100%
Series 2009 Government Center	after 12/01/2018	12/01/2018 and thereafter	100%
Series 2009 Refunding	after 12/01/2018	12/01/2018 and thereafter	100%
Series 2010 Various Purpose	on or after 12/01/2020	06/01/2020 and thereafter	100%
Series 2010-2 Various Purpose	on or after 12/01/2021	12/01/2020 and thereafter	100%
Series 2013 Various Purpose	after 12/01/2022	06/01/2023 and thereafter	100%
Series 2014 Refunding	after 12/01/2023	06/01/2024 and thereafter	100%

**Note 11 – Leases - Lessee Disclosure**

**A. Capital Leases**

**Primary Government**

The County leases buildings and various equipment through lease arrangements. Some of the lease agreements qualify as capital leases for accounting purposes and, therefore, have been recorded at the present value of their future minimum lease payments as of the inception date. Payments are made from the funds that purchase the assets. The assets acquired through capital leases are as follows:

(Amounts in 000's)	
	Primary Government
Buildings and improvements	\$ 23,798
Machinery and equipment	1,806
Less accumulated depreciation	(3,607)
	\$ 21,997

**FRANKLIN COUNTY, OHIO**

---

***Notes to the Basic Financial Statements  
For the Year Ended December 31, 2014***

---

**Note 11 – Leases - Lessee Disclosure (Continued)**

The future minimum lease obligations and the net present value of these minimum lease payments as of December 31, 2014, were as follows:

(Amounts in 000's)	
	Primary Government
2015	\$ 1,965
2016	2,111
2017	2,350
2018	2,146
2019	2,123
2020-2024	10,615
2025-2029	10,615
2030-2031	3,538
Total minimum lease payments	35,463
Less amount representing interest	(12,054)
Present value of minimum lease	\$ 23,409

**B. Operating Leases**

The County has entered into various contracts and leases for equipment, land and office space. The following table represents the non-cancellable rental liabilities:

(Amounts in 000's)	
	Rental
2015	\$ 2,029
2016	1,123
2017	812
2018	598
2019	450
2020-2024	1,564
2025-2028	501
	\$ 7,077

The County does not have operating leases or contracts after 2028. During 2014, the County incurred expenditures of \$3,954,000 for non-cancellable operating leases including \$187,000 to Veterans Memorial, a component unit, for rented office space.

**FRANKLIN COUNTY, OHIO**

---

***Notes to the Basic Financial Statements  
For the Year Ended December 31, 2014***

---

**Note 12 – Contingencies and Commitments**

***A. Contingent Liabilities***

The County has received federal and state grants for specific purposes that are subject to review and audit by the grantor agencies or their designee. At December 31, 2014, the audits of certain programs had not been completed. These audits could lead to a request for reimbursement to the grantor agency for expenditures disallowed under terms of the grant. Based on prior experience, the County believes such disallowances, if any, will be immaterial.

Several claims and lawsuits are pending against the County. The Prosecuting Attorney has used his best judgment as legal counsel for the County to estimate the possible liability that the County could incur. \$252,000 has been accrued to offset expected liability arising from the current pending lawsuits.

By resolution, the Commissioners have designated amounts in the fund balance of the General Fund to be used for expenditures in future years. The Commissioners set aside \$25,000,000 for “rainy day” purposes. In addition, the Commissioners have committed \$3,644,000 to secure the pledge for the payment of debt service on the Stadium Facility Bonds and Note.

***B. Commitments***

The County had several outstanding capital projects as of December 31, 2014, including software development projects and various construction projects. The projects include the following major commitments:

(Amounts in 000's)			
Project	Phase	Spent to Date	Commitment Remaining
Hall of Justice improvements	Construction	\$ 43,201	\$ 1,502
Sheriff Training Academy	Construction	4,337	744
Road and bridge projects	Construction	15,477	3,314
Software development	Development	2,371	456
Courthouse fire protection upgrade	Construction	1,410	580
Energy conservation measures	Construction	4,950	137
Antenna System 800 mhz upgrade	Construction	6,281	2,030
Board of Election facility	Construction	6,510	999
Network Infrastructure	Construction	2,276	2,300
Vets Memorial Rehabilitation	Construction	1,357	3,929
Public Safety Center	Construction	728	198,156
Clean Ohio Grant - Dublin Road	Construction	896	2,361
FCBDD projects	Construction	894	73
		<u>\$ 90,688</u>	<u>\$ 216,581</u>

***Notes to the Basic Financial Statements  
For the Year Ended December 31, 2014***

---

**Note 13 – Risk Management**

The County is exposed to various risks of loss related to torts and general liability; theft of, damage to and destruction of assets; natural disasters; errors and omissions; health care claims for employees and their eligible dependents; and injuries to employees. Insurance policies are procured for commercial crime, flood, buildings and contents, equipment, boilers and machinery. In addition, a Commercial Crime and Public Employees Dishonesty policy is in effect for certain agencies that deal with large amounts of cash, and a Faithful Performance Blanket bond is in place for all County employees. Medical malpractice insurance is purchased for claims involving inmate medical care. Settled claims have not exceeded commercial coverage in any of the past three years. There has not been a significant reduction in coverage from the prior year. The County has elected to retain risk for losses related to torts, general and excess liability, and automobile casualty rather than insuring those risks through a third-party. Employee health care claims are self-insured, with purchased stop-loss coverage of \$1,000,000 per individual for the calendar year. The County purchases workers' compensation insurance from the State of Ohio to cover employees and auxiliary staff.

***A. Self-insurance for General Liability***

The County's General Fund provides unlimited coverage for court judgments resulting from tort and general liability claims of County officials and employees. The County does not use actuaries to determine possible claims liability, nor are any interfund premiums charged. However, the County incorporates nonincremental claims adjustments when setting the annual budget amount for claims, judgments and settlements. The Commissioners appropriated \$500,000 within the General Fund in 2014 to satisfy court-ordered judgments, self-insured claims or other settlements. The actual claims paid during 2014 totaled \$214,000. It is estimated that \$252,000 claims and judgments will be due within one year, while \$1,111,000 of the General Fund's fund balance has been committed for unasserted claims.

***B. Self-insurance for Health Benefits***

The County provides multiple health care benefit plans that cover approximately 5,100 County employees. Approximately 1,500 employees of other political subdivisions are also in the County's insurance program. Coverage is extended to eligible dependents. Costs are allocated to the fund that pays the salary of the enrolled employee. These payments are accounted for as expenditures in the paying funds and as fees and charges for services in the Employee Benefits internal service fund from which the claims are paid. An estimate of amounts to be paid for claims incurred but not reported (IBNR) as of year-end has been developed by the County in conjunction with an actuary, based on appropriate standards of practice promulgated by the Actuarial Standards Board. At December 31, 2014, accounts payable balances included \$1,899,000 of reported, unpaid County claims and \$5,645,000 as an estimate for IBNR. Actual claims experience may differ from the estimate. Given the nature of health benefits, the County predicts that the entire liability will be paid within one year. As such, the entire claims liability is a current liability.

The Comprehensive Omnibus Budget Reconciliation Act of 1986 requires the County to offer terminated or retired employees continued participation in the County's employee health care benefits program, provided that the employees pay the rate established by the plan administrator.

**FRANKLIN COUNTY, OHIO**

---

**Notes to the Basic Financial Statements  
For the Year Ended December 31, 2014**

---

**Note 13 – Risk Management (Continued)**

**C. Workers' Compensation**

Prior to 2012, the County solely reimbursed the Ohio Bureau of Workers' Compensation for the cost of injured workers' claims. All County agencies participate in the program and make payments for prior and current year claims. Because the plan is retrospectively rated, payments will be made in future periods for injuries sustained during 2012 and prior years. Beginning in 2012 the County began to self-insure its workers' compensation costs. Charges are established based on an independent actuarial evaluation, and are designed to be sufficient to cover all incurred claims and maintain a reserve for this self-insurance arrangement. If the reserve is insufficient at any point in time to cover claims, the claims will be covered by the County's General Fund with adjustments made to future charge rates. The County is the only participant and activities related to the program are reported in the Employee Benefits internal service fund. At December 31, 2014, the long-term liability for Workers' Compensation claims was estimated to be \$4,961,000, a net increase of \$159,000 from the estimate as of December 31, 2013. The County has committed \$6,289,000 of the General Fund's fund balance for these future payments.

**D. Summary**

When it is probable that a loss has occurred and the amount of the loss can be reasonably estimated, the liability is reported in the fund. The result of the process to estimate the claims liability is not an exact amount as it depends on many complex factors. Accordingly, claims liabilities are reevaluated periodically to consider the effects of inflation, recent claim settlement trends (including frequency and amount of pay-outs) and other economic and social factors. The estimate of the claims liabilities includes amounts for incremental claim adjustment expenses related to specific claims and other claim adjustment expenses regardless of whether allocated to specific claims. Liabilities also include an amount for estimated IBNR claims. Changes in claims liabilities for the various plans during 2013 and 2014 were as follows:

	(Amounts in 000's)			
	General Liability	Health Benefits	Workers' Compensation	Total
Unpaid claims at January 1, 2013	\$ 23	\$ 6,716	\$ 5,140	\$ 11,879
2013 net change in claims estimate	-	-	(338)	(338)
2013 incurred claims and IBNR	206	81,435	1,317	82,958
2013 paid claims	(212)	(80,613)	(1,317)	(82,142)
Unpaid claims at December 31, 2013	17	7,538	4,802	12,357
2014 net change in claims estimate	-	-	159	159
2014 incurred claims and IBNR	449	88,284	1,149	89,882
2014 paid claims	(214)	(88,278)	(1,149)	(89,641)
Unpaid claims at December 31, 2014	<u>\$ 252</u>	<u>\$ 7,544</u>	<u>\$ 4,961</u>	<u>\$ 12,757</u>

***Notes to the Basic Financial Statements  
For the Year Ended December 31, 2014***

---

**Note 13 – Risk Management (Continued)**

The County analyzes all outstanding and potential claims that have arisen or could arise due to the occurrence of a loss contingency on or before December 31, 2014. Those claims that are judged to have a high probability of requiring a settlement and for which the amount required to settle the claim is reasonably estimable are shown as liabilities. Those claims for which the liability cannot be reasonably estimated or which are judged not to have a high probability of settlement are not displayed as liabilities on the balance sheet, but are discussed in Note 12.

**Note 14 – Defined Benefit Retirement Plans**

***A. Ohio Public Employees Retirement System***

Ohio Public Employees Retirement System (OPERS) administers three separate pension plans. The authority to establish and amend benefits is provided in Chapter 145 of the Ohio Revised Code. The three plans are described below:

- Traditional Pension (TP) Plan – a cost-sharing, multiple-employer defined benefit pension plan. OPERS provides retirement, disability, survivor and death benefits, and annual cost of living adjustments to members of the TP Plan.
- Member-Directed (MD) Plan – a defined contribution plan in which the member invests both member and employer contributions (employer contributions vest over five years at 20 percent per year). Under the MD Plan, members accumulate retirement assets equal to the value of member and vested employer contributions, plus any investment earnings. Members of the MD Plan do not qualify for ancillary benefits.
- Combined (CO) Plan – a cost-sharing, multiple-employer defined benefit pension plan. Under the CO Plan, OPERS invests employer contributions to provide a formula retirement benefit similar in nature to, but less than, the TP Plan benefit. Member contributions, the investment of which is self-directed by the members, accumulate retirement assets in a manner similar to the MD Plan. OPERS provides retirement, disability, survivor and death benefits, and annual cost of living adjustments to members of the CO Plan.

The Ohio Revised Code provides statutory authority for member and employer contributions. For 2014, member and employer contribution rates were consistent across all three plans. Members in the law enforcement and public safety divisions exist only within the TP Plan. The 2014 contribution rate for members, other than those engaged in law enforcement and public safety, was 10.0 percent of covered payroll. The law enforcement classification had a member contribution rate of 13.0 percent. The 2014 employer contribution rate was 14.0 percent of covered payroll, except for law enforcement where the rate was 18.1 percent.

**FRANKLIN COUNTY, OHIO**

---

***Notes to the Basic Financial Statements  
For the Year Ended December 31, 2014***

---

**Note 14 – Defined Benefit Retirement Plans (Continued)**

The County’s required contributions to OPERS for the years ended December 31, 2014, 2013 and 2012 were as follows:

	(Amounts in 000’s)		
	2014	2013	2012
Employer share	\$ 43,481	\$ 41,356	\$ 40,820
Employee share, paid by employer	3,179	3,075	3,046
Total contributions	<u>\$ 46,660</u>	<u>\$ 44,431</u>	<u>\$ 43,866</u>

The full amount has been contributed for 2012 and 2013. For 2014, 92.83 percent has been contributed with the remaining contributions paid when due in 2015.

OPERS issues a stand-alone financial report. Interested parties may obtain a copy by visiting <https://www.opers.org/investments/cafr.shtml>, writing to OPERS, 277 East Town Street, Columbus, OH 43215-4642, or calling 614-222-5601 or 800-222-7377.

***B. State Teachers Retirement System of Ohio***

The County also contributes to State Teachers Retirement System of Ohio (STRS Ohio), a cost-sharing, multiple-employer public employee retirement system. STRS Ohio is a statewide retirement plan for licensed teachers and other faculty members employed in the public schools of Ohio or any school, community school, college, university, institution or other agency controlled, managed and supported, in whole or in part, by the state or any political subdivision thereof.

New members have a choice of three retirement plan options. In addition to the Defined Benefit (DB) Plan, new members are offered a Defined Contribution (DC) Plan and a Combined Plan. The DC Plan allows members to allocate their member contributions and employer contributions equal to 10.5 percent of earned compensation among various investment choices. The Combined Plan offers features of the DC Plan and the DB Plan. In the Combined Plan, member contributions are allocated to investment choices by the member, and employer contributions are used to fund a defined benefit payment at a reduced level from the regular DB Plan. Contributions into the DC Plan and the Combined Plan are credited to member accounts as employers submit their payroll information to STRS Ohio, generally on a biweekly basis. DC and Combined Plan members will transfer to the DB Plan during their fifth year of membership unless they permanently select the DC or Combined Plan.

***Notes to the Basic Financial Statements  
For the Year Ended December 31, 2014***

---

**Note 14 – Defined Benefit Retirement Plans (Continued)**

STRS Ohio administers three separate pension plans:

- **Defined Benefit (DB) Plan** – Plan benefits are established under Chapter 3307 of the Revised Code. Any member may retire who has (i) five years of service credit and attained age 60; (ii) 25 years of service credit and attained age 55; or (iii) 30 years of service credit regardless of age. The annual retirement allowance, payable for life, is the greater of the “formula benefit” or the “money-purchase benefit” calculation. Under the “formula benefit,” the retirement allowance is based on years of credited service and final average salary, which is the average of the member’s three highest salary years. The annual allowance is calculated by using a base percentage of 2.2 percent multiplied by the total number of years of service credit (including Ohio-valued purchased credit) times the final average salary. The 31<sup>st</sup> year of earned Ohio service credit is calculated at 2.5 percent. An additional one-tenth of a percent is added to the calculation for every year of earned Ohio service over 31 years (2.6 percent for 32 years, 2.7 percent for 33 years and so on) until 100 percent of the final average salary is reached. For members with 35 or more years of Ohio contributing service, the first 30 years will be calculated at 2.5 percent instead of 2.2 percent. Under the “money-purchase benefit” calculation, a member’s lifetime contributions plus interest at specified rates are matched by an equal amount from other STRS Ohio funds. This total is then divided by an actuarially determined annuity factor to determine the maximum annual retirement allowance.
- **Defined Contribution (DC) Plan** – Benefits are established under Sections 3307.80 to 3307.89 of the Revised Code. For members who select the DC Plan, all member contributions and employer contributions at a rate of 10.5 percent are placed in an investment account. The member determines how to allocate the member and employer money among various investment choices. A member is eligible to receive a retirement benefit at age 50 and termination of employment. The member may elect to receive a lifetime monthly annuity or a lump-sum withdrawal. Employer contributions into members’ accounts are vested after the first anniversary of the first day of paid service. Members of the DC Plan who become disabled are entitled only to their account balance. If a member dies before retirement benefits begin, the member’s designated beneficiary is entitled to receive the member’s account balance.
- **Combined (CO) Plan** – Member contributions are allocated by the member, and employer contributions are used to fund a defined benefit payment. A member’s defined benefit is determined by multiplying 1 percent of the member’s final average salary by the member’s years of service credit. The defined benefit portion of the Combined Plan payment is payable to a member on or after age 60. The defined contribution portion of the account may be taken as a lump sum or converted to a lifetime monthly annuity at age 50.



***Notes to the Basic Financial Statements  
For the Year Ended December 31, 2014***

---

**Note 14 – Defined Benefit Retirement Plans (Continued)**

A retiree of STRS Ohio or another Ohio public retirement system is eligible for reemployment as a teacher following the elapse of two months from the date of retirement. Contributions are made by the reemployed member and employer during the reemployment. Upon termination of reemployment or age 65, whichever comes later, the retiree is eligible for an annuity benefit or equivalent lump-sum payment in addition to the original retirement allowance. A reemployed retiree may alternatively receive a refund of only member contributions with interest before age 65, once employment is terminated.

Benefits are increased annually by 3 percent of the original base amount for DB Plan participants.

The DB and Combined Plans offer access to health care coverage to eligible retirees who participated in the plans and their eligible dependents. Coverage under the current program includes hospitalization, physicians' fees, prescription drugs and partial reimbursement of monthly Medicare Part B premiums. By Ohio law, health care benefits are not guaranteed.

A DB or Combined Plan member with five or more years' credited service who becomes disabled may qualify for a disability benefit. Eligible spouses and dependents of members who die before retirement may qualify for survivor benefits. A death benefit of \$1,000 is payable to the beneficiary of each deceased retired member who participated in the DB Plan. Death benefit coverage up to \$2,000 can be purchased by participants in the DB, DC or Combined Plans. Various other benefits are available to members' beneficiaries.

Chapter 3307 of the Revised Code provides statutory authority for member and employer contributions. Contribution rates are established by the State Teachers Retirement Board, upon recommendations of its consulting actuary, not to exceed statutory maximum rates of 10 percent (before June 30, 2013) and 11 percent (after July 1, 2013) for members and 14 percent for employers. Actual contributions during 2014 were made equal to the statutory maximum rates. The County's contributions to STRS Ohio for the years ended December 31, 2014, 2013 and 2012 were approximately \$1,309,000, \$1,347,000 and \$1,366,000, respectively. The full amounts have been contributed for 2014, 2013 and 2012.

STRS Ohio issues a stand-alone financial report. A copy can be obtained by writing to STRS Ohio, 275 E. Broad St., Columbus, OH 43215-3771, by calling toll-free 1-888-227-7877, or by visiting the STRS Ohio website at [www.strsoh.org](http://www.strsoh.org).

***Notes to the Basic Financial Statements  
For the Year Ended December 31, 2014***

---

**Note 15 – Postemployment Benefits**

***A. Ohio Public Employees Retirement System***

OPERS administers three separate pension plans (see Note 14.A.): the Traditional Pension Plan – a cost sharing, multi-employer defined benefit pension plan; the Member-Directed Plan – a defined contribution plan; and the Combined Plan – a cost-sharing, multi-employer defined benefit pension plan that has elements of both a defined benefit and defined contribution plan.

OPERS maintains a cost-sharing multiple employer defined benefit post-employment health care plan, which includes a medical plan, prescription drug program and Medicare Part B premium reimbursement, to qualifying members of both the Traditional Pension and the Combined Plans. Members of the Member-Directed Plan do not qualify for ancillary benefits, including post-employment health care coverage.

In order to qualify for post-retirement health care coverage, age and service retirees under the Traditional Pension and Combined Plans must have ten or more years of qualifying Ohio service credit. Health care coverage for disability benefit recipients and qualified survivor benefit recipients is available. The health care coverage provided by OPERS meets the definition of an Other Postemployment Benefit (OPEB) as described in GASB Statement No. 45.

The ORC permits, but does not mandate, OPERS to provide OPEB benefits to its eligible members and beneficiaries. Authority to establish and amend benefits is provided in ORC Chapter 145.

The ORC provides the statutory authority requiring public employers to fund post retirement health care through contributions to OPERS. A portion of each employer's contribution to OPERS is set aside for the funding of post retirement health care benefits.

Employer contribution rates are expressed as a percentage of the covered payroll of active members. In 2014, local government employers contributed at 14.00 percent of covered payroll, and public safety and law enforcement employers contributed at 18.10 percent. These are the maximum employer contribution rates permitted by the ORC. Active members do not make contributions to the OPEB Plan.

OPERS' Post Employment Health Care plan was established under, and is administrated in accordance with, Internal Revenue Code 401(h). Each year, the OPERS Board of Trustees determines the portion of the employer contribution rate that will be set aside for funding of post employment health care benefits. The portion of employer contributions allocated to health care for members in the Traditional Plan was 2.0 percent during calendar year 2014. The portion of employer contributions allocated to health care for members in the Combined Plan was 2.0 percent during calendar year 2014. The portion of employer contributions allocated to health care for the calendar year beginning January 1, 2015 remained the same but they are subject to change based on Board action. Employers will be notified if the portion allocated to health care changes during the calendar year 2015. The OPERS Board of Trustees is also authorized to establish rules for the retiree, or their surviving beneficiaries, to pay a portion of the health care benefits provide. Payment amounts vary depending on the number of covered dependents and the coverage selected.

***Notes to the Basic Financial Statements  
For the Year Ended December 31, 2014***

---

**Note 15 – Postemployment Benefits (Continued)**

The County's actual contributions for 2014, 2013, and 2012, used to fund OPEB, were approximately \$6,417,000, \$3,058,000 and \$12,094,000, respectively. Actual contributions represent 100 percent of required contributions.

The Health Care Preservation Plan adopted by the OPERS Board of Trustees on September 9, 2004, was effective January 1, 2007. Member and employer contribution rates increased on January 1 of each year from 2006 to 2008. Rates for law and public safety employers increased over a six year period beginning on January 1, 2006, with a final rate increase on January 1, 2011. These rate increases allowed additional funds to be allocated to the health care plan.

***B. State Teachers Retirement System of Ohio***

STRS Ohio administers a pension plan that is comprised of: a Defined Benefit Plan; a self-directed Defined Contribution Plan, and a Combined Plan that is a hybrid of the Defined Benefit and Defined Contribution Plan.

Ohio law authorizes STRS Ohio to offer a cost-sharing, multiple-employer health care plan. STRS Ohio provides access to health care coverage to eligible retirees who participated in the Defined Benefit or Combined Plans. Coverage under the current program includes hospitalization, physicians' fees, prescription drugs and reimbursement of monthly Medicare Part B premiums.

Pursuant to ORC Chapter 3307, the Retirement Board has discretionary authority over how much, if any, of the associated health care costs will be absorbed by STRS Ohio. All benefit recipients, for the most recent year, pay a portion of the health care costs in the form of a monthly premium.

Under Ohio law, funding for post-employment health care may be deducted from employer contributions. Of the 14.00 percent employer contribution rate, 1.00 percent of covered payroll was allocated to post-employment health care for the years ended June 30, 2014, 2013, and 2012. Effective July 1, 2014, 0% of covered payroll was allocated to post-employment health care. The 14.00 percent employer contribution rate is the maximum rate established under Ohio law. The County's actual contributions for 2014, 2013, and 2012, used to fund OPEB were approximately \$47,000, \$96,000 and \$98,000, respectively.

**Note 16 – Conduit Debt Obligations**

From time to time, the County has issued Hospital, Housing and Industrial Revenue Bonds to provide financial assistance to private sector entities for the acquisition and construction of facilities deemed to be in the public interest. The bonds are secured by the financed property and are payable solely from payments received on the underlying mortgage loans. Upon repayment of the bonds, ownership of the facility transfers to the private-sector entity served by the bond issuance. The County is not obligated in any manner for repayment of the bonds. Accordingly, the bonds are not reported as liabilities in the accompanying financial statements. As of December 31, 2014, there were 152 series of bonds outstanding. The aggregate principal amount payable of these series was \$2,623,393,000.

**FRANKLIN COUNTY, OHIO**

**Notes to the Basic Financial Statements**  
**For the Year Ended December 31, 2014**

**Note 17 – Fund Balances**

Fund balance is classified as nonspendable, restricted, committed, assigned and/or unassigned based primarily on the extent to which the County is bound to observe constraints imposed upon the use of the resources in the governmental funds. The constraints placed on fund balance for the major governmental funds and all other governmental funds are presented on the below.

	General	FCBDD	Children Services Board	ADAMH Board	Other Governmental Funds	Total Governmental Funds
Nonspendable						
Inventory	\$ 2,251	\$ 270	\$ 27	\$ -	\$ 1,452	\$ 4,000
Total nonspendable	2,251	270	27	-	1,452	4,000
Restricted for:						
Judicial	-	-	-	-	10,561	10,561
Public safety	1,545	-	-	-	13,568	15,113
Human services	-	-	132,551	-	14,596	147,147
Health	-	293,230	-	84,639	-	377,869
Public works	-	-	-	-	14,415	14,415
Community development	-	-	-	-	393	393
Real estate assessment	-	-	-	-	9,303	9,303
Capital improvements	-	-	-	-	8,556	8,556
Debt service payments	-	-	-	-	418	418
Other	-	-	-	-	4,785	4,785
Total restricted	1,545	293,230	132,551	84,639	76,595	588,560
Committed to:						
Debt service payments	10,082	-	-	-	-	10,082
Claims	7,400	-	-	-	-	7,400
Pledges	3,644	-	-	-	-	3,644
Capital improvements	4,964	-	-	-	293	5,257
27th Pay	2,000	-	-	-	-	2,000
Other purposes	2,600	-	-	-	1	2,601
Total committed	30,690	-	-	-	294	30,984
Assigned to:						
Debt service payments	-	-	-	-	4,425	4,425
Unassigned (deficit)	174,084	-	-	-	(1,148)	172,936
Total fund balance	<u>\$ 208,570</u>	<u>\$ 293,500</u>	<u>\$ 132,578</u>	<u>\$ 84,639</u>	<u>\$ 81,618</u>	<u>\$ 800,905</u>

**FRANKLIN COUNTY, OHIO**

**Notes to the Basic Financial Statements  
For the Year Ended December 31, 2014**

**Note 18 – Component Units**

Three discretely presented component units are included within the reporting entity of the County. Condensed financial statements follow:

Condensed Statement of Net Position (Amounts in 000's)				
	ARC Industries	Veterans Memorial Hall	Stadium and Team	Total
Assets:				
Current and other assets	\$ 10,087	\$ 53	\$ 23,826	\$ 33,966
Due from primary government	32	-	-	32
Capital assets, net	544	165	1,867	2,576
Total assets	10,663	218	25,693	36,574
Liabilities:				
Current and other liabilities	736	79	1,084	1,899
Long-term liabilities	-	-	10,635	10,635
Total liabilities	736	79	11,719	12,534
Net position:				
Invested in capital assets	544	165	1,403	2,112
Restricted	5	-	-	5
Unrestricted (deficit)	9,378	(26)	12,571	21,923
Total net position	\$ 9,927	\$ 139	\$ 13,974	\$ 24,040

Condensed Statement of Activities (Amounts in 000's)				
	ARC Industries	Veterans Memorial Hall	Stadium and Team	Total
Expenses:	\$ 10,537	\$ 2,760	\$ 10,527	\$ 23,824
Program revenues:				
Charges for services	8,204	1,813	11,974	21,991
Operating grants and contributions	2,703	1,149	-	3,852
	10,907	2,962	11,974	25,843
Net program revenues (expenses)	370	202	1,447	2,019
Other general revenues	74	-	100	174
Change in net position	444	202	1,547	2,193
Net position - beginning	9,483	(63)	12,427	21,847
Net position - ending	\$ 9,927	\$ 139	\$ 13,974	\$ 24,040

***Notes to the Basic Financial Statements  
For the Year Ended December 31, 2014***

---

**Note 19 – Joint Ventures**

Franklin County and the City of Columbus (the City) participate in the following three joint ventures.

***Columbus/Franklin County Affordable Housing Trust Corporation (AHT)*** The AHT is a nonprofit corporation created in 2000 to promote home ownership and affordable rental housing opportunities in the County and City. The AHT Board is appointed jointly by the Franklin County Board of Commissioners and the Mayor of the City of Columbus, and receives annual support from the County and City, including \$2,481,000 from the County in 2014. AHT will receive annual funding from the County as long as the current agreement continues. Complete financial statements may be obtained from AHT at 110 North 17<sup>th</sup> Street, Columbus, Ohio 43203.

***Franklin Park Conservatory Joint Recreation District (Conservatory District)*** The Conservatory District was created in 1990 pursuant to the authority contained in ORC Section 755.14 (B), and is dedicated to the promotion of environmental appreciation and ecological awareness. There is an ongoing financial responsibility on the part of the County and the City, whereby both the County and the City provide annual operating subsidies. The County provided \$500,000 in 2014. Complete financial statements can be obtained from Franklin Park Conservatory Joint Recreation District, 1777 East Broad Street, Columbus, Ohio 43203.

***Columbus-Franklin County Finance Port Authority (Finance Authority)*** The Finance Authority was created in 2006 pursuant to the authority contained in ORC Sections 4582.21 through 4582.59, to serve economic development needs. The County and City have committed to provide subsidies to the Finance Authority. The County provided an annual operating subsidy of \$100,000 in 2014. Audited financial statements for the Finance Authority may be obtained from The Columbus-Franklin County Finance Authority, 350 East First Avenue, Suite 120, Columbus, Ohio 43201.

**FRANKLIN COUNTY, OHIO**

**Notes to the Basic Financial Statements  
For the Year Ended December 31, 2014**

**Note 19 – Joint Ventures (Continued)**

A summary of the financial position for the AHT, the Conservatory District and the Finance Authority follows:

Condensed Statement of Net Position (Amounts in 000's)			
	AHT	Conservatory District	Finance Authority
<b>Assets:</b>			
Cash, cash equivalents, and investments in segregated accounts	\$ 9,086	\$ 2,067	\$ 2,133
Other assets	33,937	2,594	18,727
Capital assets, net of accumulated depreciation	19	20,188	-
Total assets	43,042	24,849	20,860
<b>Liabilities:</b>			
Current liabilities	104	3,945	25
Noncurrent liabilities	2,121	367	15,523
Total liabilities	2,225	4,312	15,548
<b>Net position:</b>			
Invested in capital assets, net of related debt	19	18,318	-
Restricted	36,226	348	3,074
Unrestricted	4,572	1,871	2,238
Total net position	\$ 40,817	\$ 20,537	\$ 5,312

**Note 20 – Related Organizations and Other Agreements**

**Housing of City Prisoners** Under the terms of an agreement between the County and the City of Columbus, the County provides housing and medical treatment to persons incarcerated under City ordinances. For this service, the City has agreed to pay its proportionate share of the jail's costs. During 2014, the General Fund realized revenue of \$4,353,000 under this agreement.

**Central Ohio Workforce Investment Corporation** The Franklin County Department of Job and Family Services (FCDJFS) provides workforce development services for the Central Ohio Workforce Investment Corporation (COWIC) established pursuant to the Workforce Investment Act of 1998. A board of directors separate from FCDJFS heads the COWIC.

**Columbus Metropolitan Library** The Commissioners are responsible for a majority of the board appointments for the Columbus Metropolitan Library. The County has no further accountability or oversight for the library's operation.

**Columbus Metropolitan Housing Authority** The County and the City of Columbus jointly formed the Columbus Metropolitan Housing Authority (CMHA). CMHA is a separate body from the City and the County, with no oversight or accountability by the County for CMHA's management or operations.

**FRANKLIN COUNTY, OHIO**

---

***Notes to the Basic Financial Statements  
For the Year Ended December 31, 2014***

---

**Note 20 – Related Organizations and Other Agreements (Continued)**

***Columbus and Franklin County Metropolitan Park District*** The Columbus and Franklin County Metropolitan Park District (Metro Parks) was organized under ORC Chapter 1545. Metro Parks is a separate political subdivision and is governed by a three-member Board of Park Commissioners, appointed in a non-authoritative manner by the Franklin County Probate Judge. The Board of Park Commissioners adopts the annual budget. Metro Parks' operations are autonomous.

***Franklin County Family and Children First Council*** The operation of the Franklin County Family and Children First Council is controlled by an oversight committee. The chair of the County Commissioners serves on the committee. The Franklin County Educational Service Center is the administrative and fiscal agent for the Council.

***Franklin County Convention Facilities Authority*** The Commissioners appoint a majority of the board members of the Franklin County Convention Facilities Authority (CFA) but have no further accountability for it. The CFA is a separate and distinct legal entity. Neither the County nor the City of Columbus is responsible for the operation of CFA or of the Greater Columbus Convention Center (Convention Center).

The CFA issued lease revenue bonds in 1990 to finance the construction of the Convention Center. Several bond issues have been completed since that date through which tax and lease revenue anticipation bonds were used to refund and refinance portions of the original and subsequent issues, and to finance further construction and renovations. In 2010, the CFA issued \$160 million lease revenue anticipation bonds to finance a full-service convention center hotel. In 2011, the CFA issued \$16 million in parking garage improvement bonds to finance the expansion of the Vine Street parking facility. In 2012, the CFA issued \$42.5 million of tax and lease revenue anticipation refunding bonds for the purpose of refunding outstanding 2002 bonds to achieve interest cost savings. Also, in 2012, the CFA issued \$10 million first lien arena lease revenue bonds to finance a portion of the purchase of Nationwide Arena and \$44.2 million second lien arena lease revenue bonds to finance a portion of the purchase of Nationwide Arena and to finance other capital and operating activities. In 2014, the Authority issued \$18 million in parking garage improvement revenue bonds to finance the expansion of a parking facility near the Convention Center. Also in 2014 the Authority issued \$160,140,000 of tax and lease revenue anticipation and refunding bonds of which \$125,105,000 represented new money for convention center renovations and expansion and \$35,035,000 represented refunding bonds. The total amount of these revenue bonds outstanding as of December 31, 2014, was \$507,605,000 net of premiums and discounts of \$26,287,000 or a gross amount of \$533,892,000. Additionally, the Authority signed closing documents in 2014 for the issuance of \$56,150,000 of tax and lease revenue anticipation refunding bonds to be dated and delivered in 2015.



**FRANKLIN COUNTY, OHIO**

---

***Notes to the Basic Financial Statements  
For the Year Ended December 31, 2014***

---

**Note 20 – Related Organizations and Other Agreements (Continued)**

For the bond issues prior to 2010, the bond issues and the facility were made possible through a lease/sub-lease agreement whereby the County and the City lease the facility from CFA and concurrently sub-lease it back to CFA. The lease rent charged by CFA equals the annual debt service amount, with each party paying an amount equal to one half the amount of the debt service on the revenue bonds. The sub-lease rent charged by the County and the City also equals the annual debt service amount, and is expected to be paid from hotel/motel tax revenues. The County, at its discretion and without incurring any penalty or further liability, may cancel the lease by not appropriating funds for the lease payment. The terms of the agreement provide many alternative plans for payment of the debt service in the event that the hotel/motel tax revenues prove insufficient. The County considers it highly unlikely that it will ever be faced with meeting CFA's debt service. The Convention Center Lease special revenue fund records the lease and sub-lease payments made and received by the County.

In conjunction with the 2010 bond issue, the CFA has agreed to lease the project to the County and the County has agreed to sublease the project back to the CFA. The lease requires the County to pay rent to the CFA equal to the aggregate principal and interest required to be paid on the Series 2010 bonds. Under the sublease, the CFA has agreed to make rental payments to the County for the same amount.

In December 2011, the County authorized the execution and delivery of a lease and a sub-lease agreement with the CFA and the City for the purpose of financing the purchase of Nationwide Arena and future improvements thereto and to approve loan agreements with the State of Ohio, and the issuance of Arena Lease Revenue Anticipation Bonds by FCA for such purposes. Pursuant to the lease, the County will make a rental payment in an amount equal to a percentage of the revenue it receives from the casino tax collected by the State and distributed to the County. The percentage of casino tax receipts to be paid as rent is as follows:

---

<u>Year</u>	<u>Percentage</u>
2015	25%
2016	26%
2017	27%
2018	28%
2019	29%
2020	30%
2021	31%
2022 and thereafter	32%

---

***Central Ohio Community Improvement Corporation*** The Commissioners are responsible for the appointments of two of the seven trustees for the Central Ohio Community Improvement Corporation; the Treasurer makes one appointment. The County has no further accountability for this organization.

***Friends of the Shelter*** Friends of the Shelter is a not-for-profit organization with a self-appointing board. Money raised by Friends of the Shelter supports various programs at the Franklin County Animal Shelter. The amount of funding is immaterial to the Dog and Kennel special revenue fund. The County is not financially accountable for the organization, nor does the County approve the organization's budget.

**FRANKLIN COUNTY, OHIO**

---

***Notes to the Basic Financial Statements  
For the Year Ended December 31, 2014***

---

**Note 21 – Subsequent Events**

On March 4, 2015, the County issued Taxable Special Obligation Notes, Series 2015 in the amount of \$4 million for the purpose of retiring the Series 2014 Stadium Facility Project Notes. Huntington Investment Company, a party with a vested interest in the Huntington Park stadium, held the old notes and purchased the new notes. Huntington National Bank has entered into a sponsorship agreement with the Stadium and Team, whereby in exchange for naming rights, the bank will provide \$9 million over twenty years.

On June 3, 2015, the County issued Various Purpose Limited Tax Refunding Bonds, Series 2015 in the amount of \$68.19 million for the purpose of (a) advance refunding of a portion of the County's outstanding Various Purpose Limited Tax General Obligation Bonds, Series 2007, dated July 24, 2007 (the "Series 2007 Bonds"), and (b) paying the costs of issuance of the bonds.

**Combining and Individual Fund  
Statements and Schedules**

## ***FRANKLIN COUNTY, OHIO***

---

### **Nonmajor Governmental Funds**

#### **Nonmajor Special Revenue Funds**

The special revenue funds are used to account for proceeds of specific revenue sources (other than debt service, capital projects, or enterprise funds) that are legally restricted to expenditures for specified purposes. A description of the nonmajor special revenue funds follows:

Public Assistance – This fund accounts for public assistance funding. Expenditures are restricted to provide job training and public assistance to qualified clients to pay their medical assistance providers and for certain public social services.

Motor Vehicle and Gasoline Tax – This fund accounts for revenue derived from taxes on gasoline and motor vehicle licenses. State law restrict expenditure of these funds to road and bridge maintenance and construction.

Senior Services – This fund accounts for the property taxes and grants spent for programs benefiting senior citizens.

Zoological Park – This fund accounts for the property taxes for the Columbus Zoo.

Child Support Enforcement – This fund accounts for the administration of the collection and distribution of voluntary and court-ordered child support payments.

Real Estate Assessment – This fund accounts for activities related to the appraisal of real property for tax purposes, and periodic county-wide revaluation. Funding is provided through charges to the various political subdivision during the distribution of their property tax revenue.

Additional special revenue funds are listed below:

- Convention Center Lease
- Homeland Security and Justice Programs
- Economic Development and Planning
- Dog and Kennel
- Certificate of Title Administration (Budgetary only)
- Wireless Enhanced 9-1-1
- Domestic and Juvenile Court Grants
- Adult Probation and Community Corrections
- Emergency Management Agency
- Recorder Equipment (Budgetary only)
- Other Special Revenue Funds

#### **Nonmajor Debt Service Funds**

The debt service funds are used to account for the accumulation of governmental resources and payment of principal and interest on long-term debt. Debt service funds are as follows:

- General Bond Retirement
- Maryhaven Debt Service
- Stadium Debt Service

## ***FRANKLIN COUNTY, OHIO***

---

### **Nonmajor Capital Projects Funds**

The capital projects funds are used to account for the financial resources used for the acquisition, construction or renovation of facilities (other than those financed by the enterprise funds). Following are descriptions of the nonmajor capital project funds:

Energy Conservation Measures – This fund accounts for costs associated with the installation or modification of an installation in, or remodeling of, an existing building, to reduce energy consumption.

Vets Memorial Projects – This fund accounts for improvements to the Veterans Memorial Hall.

Clean Ohio Grant – This fund accounts for the environmental remediation and redevelopment of a former landfill site.

Criminal Justice Information System – This fund accounts for costs associated with providing a case management system that will allow attorneys to file petitions and other documents electronically through the internet.

Hall of Justice Improvements – This fund accounts for improvements to the Franklin County Hall of Justice.

Whim's Ditch – This fund accounts for land acquisition and construction costs of Whim's Ditch.

Children Services Building Purchase – This fund accounts for the land acquisition and purchase of a new building.

Sheriff Training Academy – This fund accounts for costs associated with the design and construction of the Sheriff Training Academy facility.

Board of Elections Facility – This fund accounts for costs associated with the acquisition and improvements of a facility for the Board of Elections.

Network Infrastructure – This fund accounts for costs associated with capital expenditures for purchases and improvements to network related initiatives.

Public Safety Center – This fund accounts for costs associated with the design and construction of the Public Safety Center facility.

Other Capital Projects – This fund accounts for miscellaneous capital projects.

**FRANKLIN COUNTY, OHIO**

**Combining Balance Sheet  
Nonmajor Governmental Funds  
December 31, 2014**

(Amounts in 000's)

	Nonmajor Special Revenue Funds	Nonmajor Debt Service Funds	Nonmajor Capital Projects Funds	Total
Assets:				
Equity with County Treasurer	\$ 66,298	\$ 1,326	\$ 8,973	\$ 76,597
Cash and investments in segregated accounts	4,681	-	140	4,821
Property taxes receivable, net	50,410	-	-	50,410
Accounts receivable	2,668	-	-	2,668
Accrued interest receivable	-	-	6	6
Due from other funds	298	-	-	298
Due from other governments	33,113	-	401	33,514
Notes receivable	-	4,425	-	4,425
Leases receivable	-	977	-	977
Loans receivable, net	3,156	-	-	3,156
Inventories	1,452	-	-	1,452
Total assets	\$ 162,076	\$ 6,728	\$ 9,520	\$ 178,324
Liabilities, deferred inflows of resources, and fund balances:				
Liabilities:				
Accrued wages	\$ 3,587	\$ -	\$ -	\$ 3,587
Accounts payable	9,221	-	665	9,886
Matured bonds and interest payable	-	908	-	908
Due to other funds	780	-	-	780
Unearned revenue	6,814	-	-	6,814
Advances from other funds	3,006	-	-	3,006
Total liabilities	23,408	908	665	24,981
Deferred inflows of resources:				
Property taxes	47,830	-	-	47,830
Unavailable revenue	22,912	977	6	23,895
Total deferred inflows of resources	70,742	977	6	71,725
Fund balances:				
Nonspendable	1,452	-	-	1,452
Restricted	67,621	418	8,556	76,595
Committed	1	-	293	294
Assigned	-	4,425	-	4,425
Unassigned	(1,148)	-	-	(1,148)
Total fund balances	67,926	4,843	8,849	81,618
Total liabilities, deferred inflows of resources, and fund balances	\$ 162,076	\$ 6,728	\$ 9,520	\$ 178,324

**FRANKLIN COUNTY, OHIO**

**Combining Balance Sheet  
Nonmajor Special Revenue Funds  
December 31, 2014**

(Amounts in 000's)

	Public Assistance	Motor Vehicle and Gasoline Tax	Senior Services	Zoological Park
<b>Assets:</b>				
Equity with County Treasurer	\$ 4,540	\$ 8,483	\$ 15,028	\$ 370
Cash and investments in segregated accounts	-	-	-	-
Property taxes receivable, net	-	-	32,530	17,880
Accounts receivable	22	958	350	-
Due from other funds	15	61	157	-
Due from other governments	6,269	20,102	1,751	920
Loans receivable, net	-	-	-	-
Inventories	24	1,242	3	-
Total assets	\$ 10,870	\$ 30,846	\$ 49,819	\$ 19,170
 <b>Liabilities, deferred inflows of resources, and fund balances:</b>				
<b>Liabilities:</b>				
Accrued wages	\$ 1,353	\$ 582	\$ 224	\$ -
Accounts payable	2,611	866	2,188	500
Due to other funds	203	-	10	-
Unearned revenue	2,118	-	-	-
Advances from other funds	872	-	-	-
Total liabilities	7,157	1,448	2,422	500
 <b>Deferred inflows of resources:</b>				
Property taxes	-	-	30,870	16,960
Unavailable revenue	3,130	13,839	3,227	1,710
Total deferred inflows of resources	3,130	13,839	34,097	18,670
 <b>Fund balances:</b>				
Nonspendable	24	1,242	3	-
Restricted	559	14,317	13,297	-
Committed	-	-	-	-
Unassigned	-	-	-	-
Total fund balances	583	15,559	13,300	-
 <b>Total liabilities, deferred inflows of resources, and fund balances</b>				
	\$ 10,870	\$ 30,846	\$ 49,819	\$ 19,170

(Continued on next page)

**FRANKLIN COUNTY, OHIO**

**Combining Balance Sheet  
Nonmajor Special Revenue Funds  
December 31, 2014**

(Amounts in 000's)

	Child Support Enforcement	Real Estate Assessment	Homeland Security and Justice Programs	Economic Development and Planning
<b>Assets:</b>				
Equity with County Treasurer	\$ 533	\$ 9,828	\$ 1,534	\$ 389
Cash and investments in segregated accounts	-	-	-	-
Property taxes receivable, net	-	-	-	-
Accounts receivable	267	-	-	29
Due from other funds	-	-	-	-
Due from other governments	697	-	518	674
Loans receivable, net	-	-	-	3,156
Inventories	15	16	2	-
Total assets	\$ 1,512	\$ 9,844	\$ 2,054	\$ 4,248
<b>Liabilities, deferred inflows of resources, and fund balances:</b>				
<b>Liabilities:</b>				
Accrued wages	\$ 556	\$ 285	\$ 21	\$ 14
Accounts payable	60	229	262	620
Due to other funds	396	11	-	40
Unearned revenue	-	-	1,180	3,156
Advances from other funds	500	-	1,300	-
Total liabilities	1,512	525	2,763	3,830
<b>Deferred inflows of resources:</b>				
Property taxes	-	-	-	-
Unavailable revenue	-	-	408	25
Total deferred inflows of resources	-	-	408	25
<b>Fund balances:</b>				
Nonspendable	15	16	2	-
Restricted	-	9,303	-	393
Committed	-	-	-	-
Unassigned	(15)	-	(1,119)	-
Total fund balances	-	9,319	(1,117)	393
Total liabilities, deferred inflows of resources, and fund balances	\$ 1,512	\$ 9,844	\$ 2,054	\$ 4,248

(Continued on next page)



**FRANKLIN COUNTY, OHIO**

**Combining Balance Sheet  
Nonmajor Special Revenue Funds  
December 31, 2014**

(Amounts in 000's)

	Dog and Kennel	Wireless Enhanced 9-1-1	Domestic and Juvenile Court Grants	Adult Probation and Community Corrections
<b>Assets:</b>				
Equity with County Treasurer	\$ 725	\$ 1,768	\$ 2,624	\$ 1,420
Cash and investments in segregated accounts	-	-	-	-
Property taxes receivable, net	-	-	-	-
Accounts receivable	39	-	-	-
Due from other funds	-	-	-	-
Due from other governments	-	628	1,496	-
Loans receivable, net	-	-	-	-
Inventories	25	-	-	-
Total assets	\$ 789	\$ 2,396	\$ 4,120	\$ 1,420
<b>Liabilities, deferred inflows of resources, and fund balances:</b>				
<b>Liabilities:</b>				
Accrued wages	\$ 120	\$ -	\$ 58	\$ 102
Accounts payable	192	120	254	36
Due to other funds	31	-	24	-
Unearned revenue	360	-	-	-
Advances from other funds	75	-	-	-
Total liabilities	778	120	336	138
<b>Deferred inflows of resources:</b>				
Property taxes	-	-	-	-
Unavailable revenue	-	-	523	-
Total deferred inflows of resources	-	-	523	-
<b>Fund balances:</b>				
Nonspendable	25	-	-	-
Restricted	-	2,276	3,261	1,282
Committed	-	-	-	-
Unassigned	(14)	-	-	-
Total fund balances	11	2,276	3,261	1,282
Total liabilities, deferred inflows of resources, and fund balances	\$ 789	\$ 2,396	\$ 4,120	\$ 1,420

(Continued on next page)

**FRANKLIN COUNTY, OHIO**

**Combining Balance Sheet  
Nonmajor Special Revenue Funds  
December 31, 2014**

*(Amounts in 000's)*

	<u>Emergency Management Agency</u>	<u>Other Special Revenue</u>	<u>Total</u>
<b>Assets:</b>			
Equity with County Treasurer	\$ 1,786	\$ 17,270	\$ 66,298
Cash and investments in segregated accounts	-	4,681	4,681
Property taxes receivable, net	-	-	50,410
Accounts receivable	-	1,003	2,668
Due from other funds	-	65	298
Due from other governments	58	-	33,113
Loans receivable, net	-	-	3,156
Inventories	50	75	1,452
Total assets	<u>\$ 1,894</u>	<u>\$ 23,094</u>	<u>\$ 162,076</u>
<b>Liabilities, deferred inflows of resources, and fund balances:</b>			
<b>Liabilities:</b>			
Accrued wages	\$ 40	\$ 232	\$ 3,587
Accounts payable	51	1,232	9,221
Due to other funds	-	65	780
Unearned revenue	-	-	6,814
Advances from other funds	-	259	3,006
Total liabilities	<u>91</u>	<u>1,788</u>	<u>23,408</u>
<b>Deferred inflows of resources:</b>			
Property taxes	-	-	47,830
Unavailable revenue	50	-	22,912
Total deferred inflows of resources	<u>50</u>	<u>-</u>	<u>70,742</u>
<b>Fund balances:</b>			
Nonspendable	50	75	1,452
Restricted	1,703	21,230	67,621
Committed	-	1	1
Unassigned	-	-	(1,148)
Total fund balances	<u>1,753</u>	<u>21,306</u>	<u>67,926</u>
<b>Total liabilities, deferred inflows of resources, and fund balances</b>	<u>\$ 1,894</u>	<u>\$ 23,094</u>	<u>\$ 162,076</u>

**FRANKLIN COUNTY, OHIO**

**Combining Balance Sheet  
Nonmajor Debt Service Funds  
December 31, 2014**

*(Amounts in 000's)*

	General Bond Retirement	Maryhaven Debt Service	Stadium Debt Service	Total
<b>Assets:</b>				
Equity with County Treasurer	\$ 908	\$ 30	\$ 388	\$ 1,326
Notes receivable	4,425	-	-	4,425
Leases receivable	-	977	-	977
Total assets	\$ 5,333	\$ 1,007	\$ 388	\$ 6,728
 <b>Liabilities, deferred inflows of resources, and fund balances:</b>				
<b>Liabilities:</b>				
Matured bonds and interest payable	\$ 908	\$ -	\$ -	\$ 908
Total liabilities	908	-	-	908
 <b>Deferred inflows of resources:</b>				
Unavailable revenue	-	977	-	977
 <b>Fund balances:</b>				
Restricted	-	30	388	418
Assigned	4,425	-	-	4,425
Total fund balance	4,425	30	388	4,843
 <b>Total liabilities, deferred inflows of resources, and fund balance</b>				
	\$ 5,333	\$ 1,007	\$ 388	\$ 6,728

**FRANKLIN COUNTY, OHIO**

**Combining Balance Sheet  
Nonmajor Capital Projects Funds  
December 31, 2014**

(Amounts in 000's)

	Energy Conservation Measures	Clean Ohio Grant	Criminal Justice Information System	Hall of Justice Improvements
Assets:				
Equity with County Treasurer	\$ -	\$ 256	\$ 2,500	\$ 1,561
Cash and investments in segregated accounts	140	-	-	-
Accrued interest receivable	-	-	-	5
Due from other governments	-	-	-	-
Total assets	\$ 140	\$ 256	\$ 2,500	\$ 1,566
Liabilities, deferred inflows of resources, and fund balances:				
Liabilities:				
Accounts payable	\$ -	\$ 256	\$ -	\$ 79
Total liabilities	-	256	-	79
Deferred inflows of resources:				
Unavailable revenue	-	-	-	5
Fund balances:				
Restricted	140	-	2,500	1,482
Committed	-	-	-	-
Total fund balances	140	-	2,500	1,482
Total liabilities, deferred inflows of resources, and fund balances	\$ 140	\$ 256	\$ 2,500	\$ 1,566

(Continued on next page)

**FRANKLIN COUNTY, OHIO**

**Combining Balance Sheet  
Nonmajor Capital Projects Funds  
December 31, 2014**

*(Amounts in 000's)*

	<u>Whim's Ditch</u>	<u>Sheriff Training Academy</u>	<u>Board of Elections Facility</u>	<u>Network Infrastructure</u>
Assets:				
Equity with County Treasurer	\$ 156	\$ 762	\$ 231	\$ 82
Cash and investments in segregated accounts	-	-	-	-
Accrued interest receivable	-	1	-	-
Due from other governments	401	-	-	-
Total assets	<u>\$ 557</u>	<u>\$ 763</u>	<u>\$ 231</u>	<u>\$ 82</u>
Liabilities, deferred inflows of resources, and fund balances:				
Liabilities:				
Accounts payable	\$ -	\$ 31	\$ -	\$ 58
Total liabilities	-	31	-	58
Deferred inflows of resources:				
Unavailable revenue	-	1	-	-
Fund balances:				
Restricted	557	731	231	-
Committed	-	-	-	24
Total fund balances	<u>557</u>	<u>731</u>	<u>231</u>	<u>24</u>
Total liabilities, deferred inflows of resources, and fund balances	<u>\$ 557</u>	<u>\$ 763</u>	<u>\$ 231</u>	<u>\$ 82</u>

(Continued on next page)

**FRANKLIN COUNTY, OHIO**

---

**Combining Balance Sheet  
Nonmajor Capital Projects Funds  
December 31, 2014**

*(Amounts in 000's)*

---

	Public Safety Center	Other Capital Projects	Total
Assets:			
Equity with County Treasurer	\$ 3,156	\$ 269	\$ 8,973
Cash and investments in segregated accounts	-	-	140
Accrued interest receivable	-	-	6
Due from other governments	-	-	401
Total assets	<u>\$ 3,156</u>	<u>\$ 269</u>	<u>\$ 9,520</u>
Liabilities, deferred inflows of resources, and fund balances:			
Liabilities:			
Accounts payable	\$ 241	\$ -	\$ 665
Total liabilities	<u>241</u>	<u>-</u>	<u>665</u>
Deferred inflows of resources:			
Unavailable revenue	-	-	6
Fund balances:			
Restricted	2,915	-	8,556
Committed	-	269	293
Total fund balances	<u>2,915</u>	<u>269</u>	<u>8,849</u>
Total liabilities, deferred inflows of resources, and fund balances	<u>\$ 3,156</u>	<u>\$ 269</u>	<u>\$ 9,520</u>

**FRANKLIN COUNTY, OHIO**

***Combining Statement of Revenues, Expenditures and Changes in Fund Balance  
Nonmajor Governmental Funds  
For The Year Ended December 31, 2014***

*(Amounts in 000's)*

	Nonmajor Special Revenue Funds	Nonmajor Debt Service Funds	Nonmajor Capital Projects Funds	Total
Revenues:				
Property taxes	\$ 46,269	\$ -	\$ -	\$ 46,269
Licenses and permits	2,414	-	-	2,414
Fees and charges for services	30,703	-	-	30,703
Fines and forfeitures	4,535	-	-	4,535
Intergovernmental	143,410	244	1,296	144,950
Investment income	19	-	57	76
Other	12,404	5,644	2	18,050
Total revenues	239,754	5,888	1,355	246,997
Expenditures:				
Current:				
General government	28,762	-	-	28,762
Judicial	5,429	-	-	5,429
Public safety	23,108	-	-	23,108
Human services	120,230	-	-	120,230
Health	138	-	-	138
Public works	46,338	-	-	46,338
Conservation and recreation	18,242	-	-	18,242
Community development	2,150	-	-	2,150
Capital outlays	-	-	43,767	43,767
Debt service:				
Principal retirement	714	24,464	-	25,178
Interest charges	1,225	13,546	-	14,771
Debt issuance cost	-	592	-	592
Intergovernmental grants	5,048	-	-	5,048
Total expenditures	251,384	38,602	43,767	333,753
Excess (deficiency) of revenues over (under) expenditures	(11,630)	(32,714)	(42,412)	(86,756)
Other financing sources (uses):				
Transfers in	11,461	24,759	11,665	47,885
Transfers out	(1,941)	-	(422)	(2,363)
Issuance of debt	-	6,000	-	6,000
Refunding bonds issued	-	85,850	-	85,850
Premium on issuance of debt	-	10,569	-	10,569
Discount on issuance of bonds	-	(259)	-	(259)
Payment to refunded bond escrow agent	-	(95,537)	-	(95,537)
Sale of capital assets	86	-	-	86
Total other financing sources (uses)	9,606	31,382	11,243	52,231
Net change in fund balances	(2,024)	(1,332)	(31,169)	(34,525)
Fund balances - beginning	69,950	6,175	40,018	116,143
Fund balances - ending	\$ 67,926	\$ 4,843	\$ 8,849	\$ 81,618

**FRANKLIN COUNTY, OHIO**

**Combining Statement of Revenues, Expenditures and Changes in Fund Balance  
Nonmajor Special Revenue Funds  
For the Year Ended December 31, 2014**

(Amounts in 000's)

	Public Assistance	Motor Vehicle and Gasoline Tax	Senior Services	Zoological Park
Revenues:				
Property taxes	\$ -	\$ -	\$ 29,875	\$ 16,394
Licenses and permits	-	9	-	-
Fees and charges for services	-	3,600	1,119	-
Fines and forfeitures	-	469	-	-
Intergovernmental	61,270	43,101	5,694	1,848
Investment income	-	11	-	-
Other	3,427	950	174	-
Total revenues	64,697	48,140	36,862	18,242
Expenditures:				
Current:				
General government	-	-	-	-
Judicial	-	-	-	-
Public safety	-	-	-	-
Human services	66,678	-	34,223	-
Health	-	-	-	-
Public works	-	44,505	-	-
Conservation and recreation	-	-	-	18,242
Community development	-	-	-	-
Debt service:				
Principal retirement	427	287	-	-
Interest charges	1,225	-	-	-
Intergovernmental grants	-	-	155	-
Total expenditures	68,330	44,792	34,378	18,242
Excess (deficiency) of revenues over (under) expenditures	(3,633)	3,348	2,484	-
Other financing sources (uses):				
Transfers in	4,857	-	-	-
Transfers out	-	(1,515)	-	-
Sale of capital assets	3	74	-	-
Total other financing sources (uses)	4,860	(1,441)	-	-
Net change in fund balances	1,227	1,907	2,484	-
Fund balances - beginning	(644)	13,652	10,816	-
Fund balances - ending	\$ 583	\$ 15,559	\$ 13,300	\$ -

(Continued on next page)



**FRANKLIN COUNTY, OHIO**

***Combining Statement of Revenues, Expenditures and Changes in Fund Balance  
Nonmajor Special Revenue Funds  
For the Year Ended December 31, 2014***

*(Amounts in 000's)*

	Child Support Enforcement	Real Estate Assessment	Convention Center Lease	Homeland Security and Justice Programs
Revenues:				
Property taxes	\$ -	\$ -	\$ -	\$ -
Licenses and permits	-	-	-	-
Fees and charges for services	3,098	7,587	-	-
Fines and forfeitures	-	-	-	-
Intergovernmental	13,985	-	-	1,686
Investment income	-	-	-	1
Other	39	6	6,564	-
Total revenues	17,122	7,593	6,564	1,687
Expenditures:				
Current:				
General government	-	14,829	6,564	-
Judicial	-	-	-	-
Public safety	-	-	-	1,062
Human services	18,920	-	-	-
Health	-	-	-	-
Public works	-	-	-	-
Conservation and recreation	-	-	-	-
Community development	-	-	-	-
Debt service:				
Principal retirement	-	-	-	-
Interest charges	-	-	-	-
Intergovernmental grants	-	-	-	1,137
Total expenditures	18,920	14,829	6,564	2,199
Excess (deficiency) of revenues over (under) expenditures	(1,798)	(7,236)	-	(512)
Other financing sources (uses):				
Transfers in	1,798	-	-	172
Transfers out	-	-	-	-
Sale of capital assets	-	-	-	-
Total other financing sources (uses)	1,798	-	-	172
Net change in fund balances	-	(7,236)	-	(340)
Fund balances - beginning	-	16,555	-	(777)
Fund balances - ending	\$ -	\$ 9,319	\$ -	\$ (1,117)

(Continued on next page)

**FRANKLIN COUNTY, OHIO**

***Combining Statement of Revenues, Expenditures and Changes in Fund Balance  
Nonmajor Special Revenue Funds  
For the Year Ended December 31, 2014***

*(Amounts in 000's)*

	Economic Development and Planning	Dog and Kennel	Wireless Enhanced 9-1-1	Domestic and Juvenile Court Grants
<b>Revenues:</b>				
Property taxes	\$ -	\$ -	\$ -	\$ -
Licenses and permits	-	2,008	-	-
Fees and charges for services	464	506	-	-
Fines and forfeitures	-	306	-	-
Intergovernmental	3,281	-	2,381	4,377
Investment income	-	-	-	-
Other	-	119	-	1
Total revenues	<u>3,745</u>	<u>2,939</u>	<u>2,381</u>	<u>4,378</u>
<b>Expenditures:</b>				
<b>Current:</b>				
General government	-	-	-	-
Judicial	-	-	-	-
Public safety	-	4,495	22	4,442
Human services	-	-	-	-
Health	-	-	-	-
Public works	-	-	-	-
Conservation and recreation	-	-	-	-
Community development	2,150	-	-	-
<b>Debt service:</b>				
Principal retirement	-	-	-	-
Interest charges	-	-	-	-
Intergovernmental grants	1,542	-	2,150	-
Total expenditures	<u>3,692</u>	<u>4,495</u>	<u>2,172</u>	<u>4,442</u>
Excess (deficiency) of revenues over (under) expenditures	53	(1,556)	209	(64)
<b>Other financing sources (uses):</b>				
Transfers in	147	1,483	1	200
Transfers out	-	-	-	-
Sale of capital assets	-	9	-	-
Total other financing sources (uses)	<u>147</u>	<u>1,492</u>	<u>1</u>	<u>200</u>
Net change in fund balances	200	(64)	210	136
Fund balances - beginning	193	75	2,066	3,125
Fund balances - ending	<u>\$ 393</u>	<u>\$ 11</u>	<u>\$ 2,276</u>	<u>\$ 3,261</u>

(Continued on next page)

**FRANKLIN COUNTY, OHIO**

**Combining Statement of Revenues, Expenditures and Changes in Fund Balance  
Nonmajor Special Revenue Funds  
For the Year Ended December 31, 2014**

*(Amounts in 000's)*

	Adult Probation and Community Corrections	Emergency Management Agency	Other Special Revenue	Total
<b>Revenues:</b>				
Property taxes	\$ -	\$ -	\$ -	\$ 46,269
Licenses and permits	-	-	397	2,414
Fees and charges for services	96	931	13,302	30,703
Fines and forfeitures	-	-	3,760	4,535
Intergovernmental	3,114	1,253	1,420	143,410
Investment income	-	-	7	19
Other	1	166	957	12,404
Total revenues	<u>3,211</u>	<u>2,350</u>	<u>19,843</u>	<u>239,754</u>
<b>Expenditures:</b>				
<b>Current:</b>				
General government	-	-	7,369	28,762
Judicial	-	-	5,429	5,429
Public safety	3,430	1,899	7,758	23,108
Human services	-	-	409	120,230
Health	-	-	138	138
Public works	-	-	1,833	46,338
Conservation and recreation	-	-	-	18,242
Community development	-	-	-	2,150
<b>Debt service:</b>				
Principal retirement	-	-	-	714
Interest charges	-	-	-	1,225
Intergovernmental grants	-	19	45	5,048
Total expenditures	<u>3,430</u>	<u>1,918</u>	<u>22,981</u>	<u>251,384</u>
Excess (deficiency) of revenues over (under) expenditures	(219)	432	(3,138)	(11,630)
<b>Other financing sources (uses):</b>				
Transfers in	-	-	2,803	11,461
Transfers out	-	-	(426)	(1,941)
Sale of capital assets	-	-	-	86
Total other financing sources (uses)	<u>-</u>	<u>-</u>	<u>2,377</u>	<u>9,606</u>
Net change in fund balances	(219)	432	(761)	(2,024)
Fund balances - beginning	1,501	1,321	22,067	69,950
Fund balances - ending	<u>\$ 1,282</u>	<u>\$ 1,753</u>	<u>\$ 21,306</u>	<u>\$ 67,926</u>

**FRANKLIN COUNTY, OHIO**

**Combining Statement of Revenues, Expenditures and Changes in Fund Balance  
Nonmajor Debt Service Funds  
For the Year Ended December 31, 2014**

*(Amounts in 000's)*

	General Bond Retirement	Maryhaven Debt Service	Stadium Debt Service	Total
Revenues:				
Intergovernmental	\$ 244	\$ -	\$ -	\$ 244
Other	1,086	365	4,193	5,644
Total revenues	1,330	365	4,193	5,888
Expenditures:				
Debt service:				
Principal retirement	15,389	300	8,775	24,464
Interest charges	12,050	65	1,431	13,546
Debt issuance costs	574	-	18	592
Total expenditures	28,013	365	10,224	38,602
Excess (deficiency) of revenues over (under) expenditures	(26,683)	-	(6,031)	(32,714)
Other financing sources (uses):				
Transfers in	24,759	-	-	24,759
Issuance of debt	-	-	6,000	6,000
Refunding bonds issued	85,850	-	-	85,850
Premium on issuance of debt	10,545	-	24	10,569
Discount on issuance of debt	(259)	-	-	(259)
Payment to refunded bond escrow agent	(95,537)	-	-	(95,537)
Total other financing sources (uses)	25,358	-	6,024	31,382
Net change in fund balance	(1,325)	-	(7)	(1,332)
Fund balance - beginning	5,750	30	395	6,175
Fund balance - ending	\$ 4,425	\$ 30	\$ 388	\$ 4,843

**FRANKLIN COUNTY, OHIO**

**Combining Statement of Revenues, Expenditures and Changes in Fund Balance  
Nonmajor Capital Projects Funds  
For the Year Ended December 31, 2014**

(Amounts in 000's)

	Energy Conservation Measures	Vets Memorial Projects	Clean Ohio Grant	Criminal Justice Information System
Revenues:				
Intergovernmental	\$ -	\$ -	\$ 895	\$ -
Investment income	1	-	-	-
Other	-	-	-	-
Total revenues	1	-	895	-
Expenditures:				
Capital outlays	4,823	-	895	-
Total expenditures	4,823	-	895	-
Excess (deficiency) of revenues over (under) expenditures	(4,822)	-	-	-
Other financing sources (uses):				
Transfers in	-	-	-	-
Transfers out	-	(149)	-	-
Total other financing sources (uses)	-	(149)	-	-
Net change in fund balances	(4,822)	(149)	-	-
Fund balances - beginning	4,962	149	-	2,500
Fund balances - ending	\$ 140	\$ -	\$ -	\$ 2,500

(Continued on next page)

**FRANKLIN COUNTY, OHIO**

***Combining Statement of Revenues, Expenditures and Changes in Fund Balance  
Nonmajor Capital Projects Funds  
For the Year Ended December 31, 2014***

*(Amounts in 000's)*

	<u>Hall of Justice Improvements</u>	<u>Whim's Ditch</u>	<u>Children Services Building Purchase</u>	<u>Sheriff Training Academy</u>
Revenues:				
Intergovernmental	\$ -	\$ 401	\$ -	\$ -
Investment income	42	-	-	14
Other	-	-	-	2
Total revenues	<u>42</u>	<u>401</u>	<u>-</u>	<u>16</u>
Expenditures:				
Capital outlays	<u>22,866</u>	<u>181</u>	<u>-</u>	<u>4,132</u>
Total expenditures	<u>22,866</u>	<u>181</u>	<u>-</u>	<u>4,132</u>
Excess (deficiency) of revenues over (under) expenditures	(22,824)	220	-	(4,116)
Other financing sources (uses):				
Transfers in	-	-	-	-
Transfers out	-	-	(273)	-
Total other financing sources (uses)	<u>-</u>	<u>-</u>	<u>(273)</u>	<u>-</u>
Net change in fund balances	(22,824)	220	(273)	(4,116)
Fund balances - beginning	<u>24,306</u>	<u>337</u>	<u>273</u>	<u>4,847</u>
Fund balances - ending	<u>\$ 1,482</u>	<u>\$ 557</u>	<u>\$ -</u>	<u>\$ 731</u>

(Continued on next page)

**FRANKLIN COUNTY, OHIO**

***Combining Statement of Revenues, Expenditures and Changes in Fund Balance  
Nonmajor Capital Projects Funds  
For the Year Ended December 31, 2014***

*(Amounts in 000's)*

	Board of Elections Facility	Network Infrastructure	Public Safety Center	Other Capital Projects
Revenues:				
Intergovernmental	\$ -	\$ -	\$ -	\$ -
Investment income	-	-	-	-
Other	-	-	-	-
Total revenues	-	-	-	-
Expenditures:				
Capital outlays	6,509	2,276	2,085	-
Total expenditures	6,509	2,276	2,085	-
Excess (deficiency) of revenues over (under) expenditures	(6,509)	(2,276)	(2,085)	-
Other financing sources (uses):				
Transfers in	6,165	500	5,000	-
Transfers out	-	-	-	-
Total other financing sources (uses)	6,165	500	5,000	-
Net change in fund balances	(344)	(1,776)	2,915	-
Fund balances - beginning	575	1,800	-	269
Fund balances - ending	\$ 231	\$ 24	\$ 2,915	\$ 269

(Continued on next page)

**FRANKLIN COUNTY, OHIO**

---

***Combining Statement of Revenues, Expenditures and Changes in Fund Balance  
Nonmajor Capital Projects Funds  
For the Year Ended December 31, 2014***

*(Amounts in 000's)*

---

	<u>Total</u>
Revenues:	
Intergovernmental	\$ 1,296
Investment income	57
Other	<u>2</u>
Total revenues	1,355
Expenditures:	
Capital outlays	<u>43,767</u>
Total expenditures	<u>43,767</u>
Excess (deficiency) of revenues over (under) expenditures	(42,412)
Other financing sources (uses):	
Transfers in	11,665
Transfers out	<u>(422)</u>
Total other financing sources (uses)	<u>11,243</u>
Net change in fund balances	(31,169)
Fund balances - beginning	<u>40,018</u>
Fund balances - ending	<u>\$ 8,849</u>



**FRANKLIN COUNTY, OHIO**

***Schedule of Revenues, Expenditures and Changes in  
Fund Balance – Budget and Actual (Non-GAAP Budgetary Basis)  
Major Funds – General Fund  
For the Year Ended December 31, 2014***

*(Amounts in 000's)*

	Budgeted Amounts		Actual Amounts	Variance with Final
	Original	Final		Budget Positive (Negative)
<b>Revenues:</b>				
Sales tax	\$ 233,301	\$ 240,089	\$ 240,081	\$ (8)
Property taxes	37,925	39,764	39,284	(480)
Licenses and permits	407	407	495	88
Fees and charges for services	47,748	48,551	48,329	(222)
Fines and forfeitures	899	899	1,076	177
Intergovernmental	35,795	34,443	35,473	1,030
Investment income	6,096	7,097	7,553	456
Other	1,809	2,112	2,790	678
Total revenues	363,980	373,362	375,081	1,719
<b>Expenditures:</b>				
<b>Current:</b>				
<b>General government</b>				
<b>Commissioners</b>				
Personal services	5,784	2,621	2,503	118
Fringe benefits	1,445	920	855	65
Materials and services	4,230	9,384	9,171	213
Capital outlays	100	60	60	-
Contingencies	3,000	-	-	-
Total commissioners	14,559	12,985	12,589	396
<b>General services</b>				
Personal services	1,155	1,183	1,083	100
Fringe benefits	569	580	515	65
Materials and services	3,782	3,802	3,666	136
Capital outlays	127	219	206	13
Total general services	5,633	5,784	5,470	314
<b>Public facilities management</b>				
Personal services	8,465	6,530	5,789	741
Fringe benefits	4,630	3,523	2,947	576
Materials and services	13,378	16,191	15,570	621
Grants	80	80	80	-
Capital outlays	-	1,752	1,503	249
Total public facilities management	26,553	28,076	25,889	2,187

(Continued on next page)

**FRANKLIN COUNTY, OHIO**

***Schedule of Revenues, Expenditures and Changes in  
Fund Balance – Budget and Actual (Non-GAAP Budgetary Basis)  
Major Funds – General Fund  
For the Year Ended December 31, 2014***

*(Amounts in 000's)*

	Budgeted Amounts		Actual Amounts	Variance with Final
	Original	Final		Budget Positive (Negative)
Human resources				
Personal services	622	577	575	2
Fringe benefits	293	290	255	35
Materials and services	331	396	369	27
Total human resources	1,246	1,263	1,199	64
Community partnerships				
Personal services	43	44	44	-
Fringe benefits	16	17	16	1
Materials and services	2	64	39	25
Grants	10,366	10,762	10,693	69
Total community partnerships	10,427	10,887	10,792	95
Auditor				
Personal services	1,283	1,394	1,364	30
Fringe benefits	546	553	553	-
Materials and services	1,305	1,225	1,079	146
Capital outlays	34	34	-	34
Total auditor	3,168	3,206	2,996	210
Data center				
Personal services	3,900	3,980	3,903	77
Fringe benefits	1,567	1,580	1,477	103
Materials and services	1,847	3,183	2,752	431
Capital outlays	252	1,312	1,227	85
Total data center	7,566	10,055	9,359	696
Recorder				
Personal services	1,751	1,847	1,840	7
Fringe benefits	873	884	876	8
Materials and services	66	53	41	12
Total recorder	2,690	2,784	2,757	27
Treasurer				
Personal services	977	1,019	1,005	14
Fringe benefits	482	508	488	20
Materials and services	459	514	405	109
Total treasurer	1,918	2,041	1,898	143

(Continued on next page)

**FRANKLIN COUNTY, OHIO**

***Schedule of Revenues, Expenditures and Changes in  
Fund Balance – Budget and Actual (Non-GAAP Budgetary Basis)  
Major Funds – General Fund  
For the Year Ended December 31, 2014***

*(Amounts in 000's)*

	Budgeted Amounts		Actual Amounts	Variance with Final
	Original	Final		Budget Positive (Negative)
Board of elections				
Personal services	4,835	4,979	4,791	188
Fringe benefits	1,282	1,290	1,218	72
Materials and services	2,878	3,043	2,901	142
Capital outlays	312	312	287	25
Total board of elections	9,307	9,624	9,197	427
Commissioners - risk management				
Materials and services	500	500	214	286
Total commissioners-risk management	500	500	214	286
Total general government	83,567	87,205	82,360	4,845
Judicial				
Prosecuting attorney				
Personal services	9,979	11,378	10,713	665
Fringe benefits	4,147	4,180	3,907	273
Materials and services	2,158	2,158	749	1,409
Capital outlays	9	9	-	9
Total prosecuting attorney	16,293	17,725	15,369	2,356
Court of appeals				
Materials and services	306	306	258	48
Total court of appeals	306	306	258	48
Common pleas court				
Personal services	10,737	11,333	11,293	40
Fringe benefits	4,683	4,740	4,648	92
Materials and services	4,495	4,430	4,267	163
Capital outlays	33	-	-	-
Total common pleas court	19,948	20,503	20,208	295
Domestic and juvenile court				
Personal services	14,500	15,244	15,205	39
Fringe benefits	7,093	7,382	7,273	109
Materials and services	6,563	7,383	7,049	334
Capital outlays	-	61	61	-
Total domestic and juvenile court	28,156	30,070	29,588	482

(Continued on next page)

**FRANKLIN COUNTY, OHIO**

***Schedule of Revenues, Expenditures and Changes in  
Fund Balance – Budget and Actual (Non-GAAP Budgetary Basis)  
Major Funds – General Fund  
For the Year Ended December 31, 2014***

*(Amounts in 000's)*

	Budgeted Amounts		Actual Amounts	Variance with Final
	Original	Final		Budget Positive (Negative)
Probate court				
Personal services	2,338	2,400	2,396	4
Fringe benefits	1,030	1,031	1,021	10
Materials and services	262	553	535	18
Total probate court	3,630	3,984	3,952	32
 Clerk of courts				
Personal services	4,985	5,021	4,373	648
Fringe benefits	2,919	2,925	2,437	488
Materials and services	893	893	599	294
Total clerk of courts	8,797	8,839	7,409	1,430
 Municipal court				
Personal services	565	565	559	6
Fringe benefits	186	186	184	2
Materials and services	1,013	1,038	1,029	9
Total municipal court	1,764	1,789	1,772	17
 Municipal court clerk				
Personal services	39	39	39	-
Fringe benefits	13	13	13	-
Materials and services	72	72	56	16
Total municipal court clerk	124	124	108	16
 Public defender				
Personal services	7,133	8,411	8,387	24
Fringe benefits	2,984	3,166	3,108	58
Materials and services	1,131	1,259	1,235	24
Capital outlays	71	119	119	-
Total public defender	11,319	12,955	12,849	106
Total judicial	90,337	96,295	91,513	4,782
 Public safety				
Coroner				
Personal services	2,103	2,097	2,058	39
Fringe benefits	770	775	734	41
Materials and services	512	547	533	14
Capital outlays	-	75	75	-
Total coroner	3,385	3,494	3,400	94

(Continued on next page)

**FRANKLIN COUNTY, OHIO**

***Schedule of Revenues, Expenditures and Changes in  
Fund Balance – Budget and Actual (Non-GAAP Budgetary Basis)  
Major Funds – General Fund  
For the Year Ended December 31, 2014***

*(Amounts in 000's)*

	Budgeted Amounts		Actual Amounts	Variance with Final
	Original	Final		Budget Positive (Negative)
<b>Sheriff</b>				
Personal services	61,821	66,726	66,602	124
Fringe benefits	24,215	25,497	25,420	77
Materials and services	13,842	15,005	14,793	212
Capital outlays	903	1,179	990	189
Contingencies	125	-	-	-
<b>Total sheriff</b>	<b>100,906</b>	<b>108,407</b>	<b>107,805</b>	<b>602</b>
<b>Sheriff - rotary</b>				
Personal services	2,809	2,809	2,656	153
Fringe benefits	1,117	1,117	1,019	98
Materials and services	128	128	102	26
Capital outlays	-	28	27	1
<b>Total sheriff - rotary</b>	<b>4,054</b>	<b>4,082</b>	<b>3,804</b>	<b>278</b>
<b>Total public safety</b>	<b>108,345</b>	<b>115,983</b>	<b>115,009</b>	<b>974</b>
<b>Human services</b>				
<b>Veterans' service commission</b>				
Personal services	975	1,010	1,007	3
Fringe benefits	480	471	460	11
Materials and services	1,251	1,312	1,272	40
Grants	2,256	2,652	2,646	6
Contingencies	116	-	-	-
<b>Total human services</b>	<b>5,078</b>	<b>5,445</b>	<b>5,385</b>	<b>60</b>
<b>Public works</b>				
<b>Engineer</b>				
Personal services	411	420	416	4
Fringe benefits	171	172	170	2
Materials and services	30	30	3	27
<b>Total public works</b>	<b>612</b>	<b>622</b>	<b>589</b>	<b>33</b>
<b>Community development</b>				
<b>Economic development and planning</b>				
Personal services	811	822	756	66
Fringe benefits	378	379	334	45
Materials and services	601	601	420	181
Grants	7,230	5,230	4,074	1,156
Capital outlays	3	3	-	3
<b>Total community development</b>	<b>9,023</b>	<b>7,035</b>	<b>5,584</b>	<b>1,451</b>

(Continued on next page)

**FRANKLIN COUNTY, OHIO**

***Schedule of Revenues, Expenditures and Changes in  
Fund Balance – Budget and Actual (Non-GAAP Budgetary Basis)  
Major Funds – General Fund  
For the Year Ended December 31, 2014***

*(Amounts in 000's)*

	Budgeted Amounts		Actual Amounts	Variance with Final Budget
	Original	Final		Positive (Negative)
Capital outlays				
Public facilities management - permanent				
Capital outlays	2,555	5,060	5,059	1
Total capital outlays	2,555	5,060	5,059	1
Debt service				
Principal retirement	74	74	74	-
Total debt service	74	74	74	-
Intergovernmental grants				
Community partnerships				
Intergovernmental grants	2,665	2,915	2,915	-
Total intergovernmental grants	2,665	2,915	2,915	-
Total expenditures	302,256	320,634	308,488	12,146
Excess (deficiency) of revenues over (under) expenditures	61,724	52,728	66,593	13,865
Other financing sources (uses):				
Transfers in	1,658	1,357	574	(783)
Transfers out	(54,403)	(62,119)	(48,241)	13,878
Advances in	-	236	236	-
Proceeds from sale of capital assets	1	1	29	28
Total other financing sources (uses)	(52,744)	(60,525)	(47,402)	13,123
Net change in fund balance	8,980	(7,797)	19,191	26,988
Fund balance - beginning	135,590	135,590	135,590	-
Fund balance - ending	\$ 144,570	\$ 127,793	\$ 154,781	\$ 26,988

**FRANKLIN COUNTY, OHIO**

***Schedule of Revenues, Expenditures and Changes in  
Fund Balance – Budget and Actual (Non-GAAP Budgetary Basis)  
Major Funds – Special Revenue Fund – Board of Developmental Disabilities Fund  
For the Year Ended December 31, 2014*** *(Amounts in 000's)*

	Budgeted Amounts		Actual Amounts	Variance with Final
	Original	Final		Budget Positive (Negative)
Revenues:				
Property taxes	\$ 159,754	\$ 166,796	\$ 160,884	\$ (5,912)
Fees and charges for services	7,380	7,380	6,080	(1,300)
Intergovernmental	65,893	61,192	58,113	(3,079)
Other	203	203	8,750	8,547
Total revenues	233,230	235,571	233,827	(1,744)
Expenditures:				
Current:				
Health				
Program for developmental disabilities				
Personal services	62,233	62,233	58,475	3,758
Fringe benefits	32,831	32,831	28,984	3,847
Materials and services	20,322	20,322	15,468	4,854
Social services	130,792	130,792	124,899	5,893
Capital outlays	1,570	1,570	1,200	370
Total expenditures	247,748	247,748	229,026	18,722
Excess (deficiency) of revenues over (under) expenditures	(14,518)	(12,177)	4,801	16,978
Other financing sources (uses):				
Proceeds from sale of capital assets	20	20	31	11
Total other financing sources (uses)	20	20	31	11
Net change in fund balance	(14,498)	(12,157)	4,832	16,989
Fund balance - beginning	283,928	283,928	283,928	-
Fund balance - ending	\$ 269,430	\$ 271,771	\$ 288,760	\$ 16,989

**FRANKLIN COUNTY, OHIO**

***Schedule of Revenues, Expenditures and Changes in  
Fund Balance – Budget and Actual (Non-GAAP Budgetary Basis)  
Major Funds – Special Revenue Fund – Children Services Board Fund  
For the Year Ended December 31, 2014***

*(Amounts in 000's)*

	Budgeted Amounts		Actual Amounts	Variance with Final Budget
	Original	Final		Positive (Negative)
Revenues:				
Property taxes	\$ 111,417	\$ 116,825	\$ 112,609	\$ (4,216)
Fees and charges for services	953	953	901	(52)
Intergovernmental	65,753	62,379	66,726	4,347
Other	330	330	299	(31)
Total revenues	178,453	180,487	180,535	48
Expenditures:				
Current:				
Human services				
Children services board - special levy				
Personal services	33,869	35,370	35,031	339
Fringe benefits	17,815	18,505	18,397	108
Materials and services	17,350	17,350	15,903	1,447
Social services	114,530	114,530	103,623	10,907
Capital outlays	545	545	337	208
Total expenditures	184,109	186,300	173,291	13,009
Excess (deficiency) of revenues over (under) expenditures	(5,656)	(5,813)	7,244	13,057
Other financing sources (uses):				
Transfers in	-	-	273	273
Proceeds from sale of capital assets	3	3	9	6
Total other financing sources (uses)	3	3	282	279
Net change in fund balance	(5,653)	(5,810)	7,526	13,336
Fund balance - beginning	123,528	123,528	123,528	-
Fund balance - ending	\$ 117,875	\$ 117,718	\$ 131,054	\$ 13,336



**FRANKLIN COUNTY, OHIO**

***Schedule of Revenues, Expenditures and Changes in  
Fund Balance – Budget and Actual (Non-GAAP Budgetary Basis)  
Major Funds – Special Revenue Fund – Alcohol, Drug and Mental Health Board Fund  
For the Year Ended December 31, 2014*** *(Amounts in 000's)*

	Budgeted Amounts		Actual Amounts	Variance with
	Original	Final		Final Budget Positive (Negative)
Revenues:				
Property taxes	\$ 50,086	\$ 52,337	\$ 50,506	\$ (1,831)
Intergovernmental	29,394	28,064	29,014	950
Other	251	251	716	465
Total revenues	79,731	80,652	80,236	(416)
Expenditures:				
Current:				
Health				
ADAMH Board				
Personal services	3,625	3,730	3,489	241
Fringe benefits	1,476	1,512	1,366	146
Materials and services	2,395	2,626	1,958	668
Social services	76,430	75,584	66,748	8,836
Grants	750	750	413	337
Capital outlays	225	-	-	-
Total expenditures	84,901	84,202	73,974	10,228
Excess (deficiency) of revenues over (under) expenditures	(5,170)	(3,550)	6,262	9,812
Other financing sources (uses):				
Total other financing sources (uses)	-	-	-	-
Net change in fund balance	(5,170)	(3,550)	6,262	9,812
Fund balance - beginning	82,377	82,377	82,377	-
Fund balance - ending	\$ 77,207	\$ 78,827	\$ 88,639	\$ 9,812

**FRANKLIN COUNTY, OHIO**

***Schedule of Revenues, Expenditures and Changes in  
Fund Balance – Budget and Actual (Non-GAAP Budgetary Basis)  
Nonmajor Special Revenue Funds  
For the Year Ended December 31, 2014***

*(Amounts in 000's)*

**Public Assistance Special Revenue Fund**

	Final	Actual Amounts	Variance with Final Budget Positive (Negative)
Revenues:			
Intergovernmental	\$ 63,915	\$ 59,594	\$ (4,321)
Other	2,960	3,575	615
Total revenues	66,875	63,169	(3,706)
Expenditures:			
Current:			
Human services			
Job and family services			
Personal services	23,379	22,797	582
Fringe benefits	11,931	11,628	303
Materials and services	7,326	6,850	476
Social services	27,094	24,723	2,371
Capital outlays	1,657	1,657	-
Total expenditures	71,387	67,655	3,732
Excess (deficiency) of revenues over (under) expenditures	(4,512)	(4,486)	26
Other financing sources (uses):			
Transfers in	5,016	4,857	(159)
Advances out	(146)	(146)	-
Proceeds from sale of capital assets	-	3	3
Total other financing sources (uses)	4,870	4,714	(156)
Net change in fund balance	358	228	(130)
Fund balance - beginning	4,305	4,305	-
Fund balance - ending	\$ 4,663	\$ 4,533	\$ (130)

**FRANKLIN COUNTY, OHIO**

***Schedule of Revenues, Expenditures and Changes in  
Fund Balance – Budget and Actual (Non-GAAP Budgetary Basis)  
Nonmajor Special Revenue Funds  
For the Year Ended December 31, 2014***

*(Amounts in 000's)*

**Motor Vehicle and Gasoline Tax Fund**

	<u>Final Budget</u>	<u>Actual Amounts</u>	<u>Variance with Final Budget Positive (Negative)</u>
Revenues:			
Licenses and permits	\$ 7	\$ 7	\$ -
Fees and charges for services	3,592	3,600	8
Fines and forfeitures	560	478	(82)
Intergovernmental	40,662	40,805	143
Investment income	10	11	1
Other	987	99	(888)
Total revenues	<u>45,818</u>	<u>45,000</u>	<u>(818)</u>
Expenditures:			
Current:			
Public works			
Engineer			
Personal services	11,486	10,805	681
Fringe benefits	4,445	4,048	397
Materials and services	15,861	14,390	1,471
Capital outlays	18,472	15,945	2,527
Total public works	<u>50,264</u>	<u>45,188</u>	<u>5,076</u>
Debt service			
Principal retirement	288	287	1
Total expenditures	<u>50,552</u>	<u>45,475</u>	<u>5,077</u>
Excess (deficiency) of revenues over (under) expenditures	(4,734)	(475)	4,259
Other financing sources (uses):			
Transfers out	(1,559)	(1,515)	44
Proceeds from sale of capital assets	10	74	64
Total other financing sources (uses)	<u>(1,549)</u>	<u>(1,441)</u>	<u>108</u>
Net change in fund balance	(6,283)	(1,916)	4,367
Fund balance - beginning	<u>10,399</u>	<u>10,399</u>	<u>-</u>
Fund balance - ending	<u>\$ 4,116</u>	<u>\$ 8,483</u>	<u>\$ 4,367</u>

**FRANKLIN COUNTY, OHIO**

***Schedule of Revenues, Expenditures and Changes in  
Fund Balance – Budget and Actual (Non-GAAP Budgetary Basis)  
Nonmajor Special Revenue Funds  
For the Year Ended December 31, 2014***

*(Amounts in 000's)*

**Senior Services Fund**

	<u>Final Budget</u>	<u>Actual Amounts</u>	<u>Variance with Final Budget Positive (Negative)</u>
Revenues:			
Property taxes	\$ 30,954	\$ 29,877	\$ (1,077)
Fees and charges for services	1,150	1,227	77
Intergovernmental	5,628	5,604	(24)
Other	142	161	19
Total revenues	37,874	36,869	(1,005)
Expenditures:			
Current:			
Human services			
Office on aging			
Personal services	4,351	3,921	430
Fringe benefits	2,037	1,814	223
Materials and services	1,330	741	589
Social services	25,466	24,816	650
Grants	2,817	2,787	30
Capital outlays	31	19	12
Total human services	36,032	34,098	1,934
Intergovernmental grants			
Office on aging			
Intergovernmental grants	155	155	-
Total expenditures	36,187	34,253	1,934
Excess (deficiency) of revenues over (under) expenditures	1,687	2,616	929
Other financing sources (uses):			
Total other financing sources (uses)	-	-	-
Net change in fund balance	1,687	2,616	929
Fund balance - beginning	11,742	11,742	-
Fund balance - ending	\$ 13,429	\$ 14,358	\$ 929

**FRANKLIN COUNTY, OHIO**

***Schedule of Revenues, Expenditures and Changes in  
Fund Balance – Budget and Actual (Non-GAAP Budgetary Basis)  
Nonmajor Special Revenue Funds  
For the Year Ended December 31, 2014***

*(Amounts in 000's)*

**Zoological Park Fund**

	Final Budget	Actual Amounts	Variance with Final Budget Positive (Negative)
Revenues:			
Property taxes	\$ 17,032	\$ 16,392	\$ (640)
Intergovernmental	1,781	1,848	67
Total revenues	18,813	18,240	(573)
Expenditures:			
Current:			
Conservation and recreation			
Zoological Park			
Materials and services	210	210	-
Grants	18,975	18,975	-
Total expenditures	19,185	19,185	-
Excess (deficiency) of revenues over (under) expenditures	(372)	(945)	(573)
Other financing sources (uses):			
Total other financing sources (uses)	-	-	-
Net change in fund balance	(372)	(945)	(573)
Fund balance - beginning	945	945	-
Fund balance - ending	\$ 573	\$ -	\$ (573)

**FRANKLIN COUNTY, OHIO**

***Schedule of Revenues, Expenditures and Changes in  
Fund Balance – Budget and Actual (Non-GAAP Budgetary Basis)  
Nonmajor Special Revenue Funds  
For the Year Ended December 31, 2014***

*(Amounts in 000's)*

**Child Support Enforcement Fund**

	Final Budget	Actual Amounts	Variance with Final Budget Positive (Negative)
Revenues:			
Fees and charges for services	\$ 3,147	\$ 2,831	\$ (316)
Intergovernmental	15,323	14,558	(765)
Other	73	40	(33)
Total revenues	18,543	17,429	(1,114)
Expenditures:			
Current:			
Human services			
Child support enforcement agency			
Personal services	9,831	9,770	61
Fringe benefits	5,168	5,076	92
Materials and services	4,042	3,718	324
Grants	164	158	6
Capital outlays	29	29	-
Total expenditures	19,234	18,751	483
Excess (deficiency) of revenues over (under) expenditures	(691)	(1,322)	(631)
Other financing sources (uses):			
Transfers in	1,996	1,798	(198)
Total other financing sources (uses)	1,996	1,798	(198)
Net change in fund balance	1,305	476	(829)
Fund balance - beginning	57	57	-
Fund balance - ending	\$ 1,362	\$ 533	\$ (829)

**FRANKLIN COUNTY, OHIO**

***Schedule of Revenues, Expenditures and Changes in  
Fund Balance – Budget and Actual (Non-GAAP Budgetary Basis)  
Nonmajor Special Revenue Funds  
For the Year Ended December 31, 2014***

*(Amounts in 000's)*

	<u>Final Budget</u>	<u>Actual Amounts</u>	Variance with Final Budget Positive (Negative)
<b>Real Estate Assessment Fund</b>			
Revenues:			
Fees and charges for services	\$ 17,825	\$ 7,587	\$ (10,238)
Other	-	6	6
Total revenues	<u>17,825</u>	<u>7,593</u>	<u>(10,232)</u>
Expenditures:			
Current:			
General government			
Auditor - real estate assessment			
Personal services	5,083	5,026	57
Fringe benefits	2,221	2,193	28
Materials and services	7,842	6,171	1,671
Capital outlays	<u>2,389</u>	<u>1,537</u>	<u>852</u>
Total expenditures	<u>17,535</u>	<u>14,927</u>	<u>2,608</u>
Excess (deficiency) of revenues over (under) expenditures	290	(7,334)	(7,624)
Other financing sources (uses):			
Total other financing sources (uses)	<u>-</u>	<u>-</u>	<u>-</u>
Net change in fund balance	290	(7,334)	(7,624)
Fund balance - beginning	<u>17,162</u>	<u>17,162</u>	<u>-</u>
Fund balance - ending	<u>\$ 17,452</u>	<u>\$ 9,828</u>	<u>\$ (7,624)</u>

**FRANKLIN COUNTY, OHIO**

***Schedule of Revenues, Expenditures and Changes in  
Fund Balance – Budget and Actual (Non-GAAP Budgetary Basis)  
Nonmajor Special Revenue Funds  
For the Year Ended December 31, 2014***

*(Amounts in 000's)*

**Convention Center Lease Fund**

	<u>Final Budget</u>	<u>Actual Amounts</u>	<u>Variance with Final Budget Positive (Negative)</u>
Revenues:			
Other	\$ 6,564	\$ 6,564	\$ -
Total revenues	<u>6,564</u>	<u>6,564</u>	<u>-</u>
Expenditures:			
Current:			
General government			
Commissioners - convention center			
Materials and services	<u>6,564</u>	<u>6,564</u>	<u>-</u>
Total expenditures	<u>6,564</u>	<u>6,564</u>	<u>-</u>
Excess (deficiency) of revenues over (under) expenditures	-	-	-
Other financing sources (uses):			
Total other financing sources (uses)	<u>-</u>	<u>-</u>	<u>-</u>
Net change in fund balance	-	-	-
Fund balance - beginning	<u>-</u>	<u>-</u>	<u>-</u>
Fund balance - ending	<u><u>\$ -</u></u>	<u><u>\$ -</u></u>	<u><u>\$ -</u></u>



**FRANKLIN COUNTY, OHIO**

***Schedule of Revenues, Expenditures and Changes in  
Fund Balance – Budget and Actual (Non-GAAP Budgetary Basis)  
Nonmajor Special Revenue Funds  
For the Year Ended December 31, 2014***

*(Amounts in 000's)*

**Homeland Security and Justice Programs Fund**

	<u>Final Budget</u>	<u>Actual Amounts</u>	Variance with Final Budget Positive (Negative)
Revenues:			
Fees and charges for services	\$ 83	\$ -	\$ (83)
Intergovernmental	3,588	2,430	(1,158)
Investment income	<u>2</u>	<u>1</u>	<u>(1)</u>
Total revenues	3,673	2,431	(1,242)
Expenditures:			
Current:			
Public safety			
Homeland security and justice programs			
Personal services	325	314	11
Fringe benefits	117	112	5
Materials and services	544	380	164
Grants	<u>1,259</u>	<u>340</u>	<u>919</u>
Total public safety	2,245	1,146	1,099
Intergovernmental grants			
Homeland security and justice programs			
Intergovernmental grants	<u>1,636</u>	<u>1,449</u>	<u>187</u>
Total expenditures	<u>3,881</u>	<u>2,595</u>	<u>1,286</u>
Excess (deficiency) of revenues over (under) expenditures	(208)	(164)	44
Other financing sources (uses):			
Transfers in	<u>532</u>	<u>172</u>	<u>(360)</u>
Total other financing sources (uses)	<u>532</u>	<u>172</u>	<u>(360)</u>
Net change in fund balance	324	8	(316)
Fund balance - beginning	<u>1,526</u>	<u>1,526</u>	<u>-</u>
Fund balance - ending	<u>\$ 1,850</u>	<u>\$ 1,534</u>	<u>\$ (316)</u>

**FRANKLIN COUNTY, OHIO**

***Schedule of Revenues, Expenditures and Changes in  
Fund Balance – Budget and Actual (Non-GAAP Budgetary Basis)  
Nonmajor Special Revenue Funds  
For the Year Ended December 31, 2014***

*(Amounts in 000's)*

**Economic Development and Planning Fund**

	<u>Final Budget</u>	<u>Actual Amounts</u>	Variance with Final Budget Positive (Negative)
Revenues:			
Fees and charges for services	\$ 185	\$ 435	\$ 250
Intergovernmental	6,177	3,183	(2,994)
Other	<u>1</u>	<u>-</u>	<u>(1)</u>
Total revenues	6,363	3,618	(2,745)
Expenditures:			
Current:			
Community development			
Economic development and planning			
Personal services	226	224	2
Fringe benefits	93	91	2
Materials and services	109	62	47
Grants	<u>2,214</u>	<u>1,732</u>	<u>482</u>
Total community development	2,642	2,109	533
Intergovernmental grants			
Community and economic development			
Intergovernmental grants	<u>1,863</u>	<u>1,863</u>	<u>-</u>
Total expenditures	4,505	3,972	533
Excess (deficiency) of revenues over (under) expenditures	1,858	(354)	(2,212)
Other financing sources (uses):			
Transfers in	216	147	(69)
Advances out	<u>(40)</u>	<u>(40)</u>	<u>-</u>
Total other financing sources (uses)	176	107	(69)
Net change in fund balance	2,034	(247)	(2,281)
Fund balance - beginning	<u>636</u>	<u>636</u>	<u>-</u>
Fund balance - ending	<u>\$ 2,670</u>	<u>\$ 389</u>	<u>\$ (2,281)</u>

**FRANKLIN COUNTY, OHIO**

***Schedule of Revenues, Expenditures and Changes in  
Fund Balance – Budget and Actual (Non-GAAP Budgetary Basis)  
Nonmajor Special Revenue Funds  
For the Year Ended December 31, 2014***

*(Amounts in 000's)*

**Dog and Kennel Fund**

	Final Budget	Actual Amounts	Variance with Final Budget Positive (Negative)
Revenues:			
Licenses and permits	\$ 2,105	\$ 2,229	\$ 124
Fees and charges for services	530	510	(20)
Fines and forfeitures	263	307	44
Other	7	123	116
Total revenues	2,905	3,169	264
Expenditures:			
Current:			
Public safety			
Animal control			
Personal services	2,121	2,112	9
Fringe benefits	1,136	1,127	9
Materials and services	1,035	1,024	11
Capital outlays	81	65	16
Total animal control	4,373	4,328	45
Auditor - dog & kennel			
Materials and services	167	162	5
Total expenditures	4,540	4,490	50
Excess (deficiency) of revenues over (under) expenditures	(1,635)	(1,321)	314
Other financing sources (uses):			
Transfers in	1,785	1,483	(302)
Proceeds from sale of capital assets	-	9	9
Total other financing sources (uses)	1,785	1,492	(293)
Net change in fund balance	150	171	21
Fund balance - beginning	554	554	-
Fund balance - ending	\$ 704	\$ 725	\$ 21

**FRANKLIN COUNTY, OHIO**

***Schedule of Revenues, Expenditures and Changes in  
Fund Balance – Budget and Actual (Non-GAAP Budgetary Basis)  
Nonmajor Special Revenue Funds  
For the Year Ended December 31, 2014***

*(Amounts in 000's)*

**Certificate of Title Administration Fund**

	<u>Final Budget</u>	<u>Actual Amounts</u>	Variance with Final Budget Positive (Negative)
Revenues:			
Fees and charges for services	\$ 6,418	\$ 7,197	\$ 779
Other	<u>1</u>	<u>11</u>	<u>10</u>
Total revenues	6,419	7,208	789
Expenditures:			
Current:			
General government			
Clerk of courts - certificate of title administration			
Personal services	3,129	2,954	175
Fringe benefits	1,651	1,522	129
Materials and services	979	787	192
Capital outlays	<u>59</u>	<u>47</u>	<u>12</u>
Total expenditures	<u>5,818</u>	<u>5,310</u>	<u>508</u>
Excess (deficiency) of revenues over (under) expenditures	601	1,898	1,297
Other financing sources (uses):			
Total other financing sources (uses)	<u>-</u>	<u>-</u>	<u>-</u>
Net change in fund balance	601	1,898	1,297
Fund balance - beginning	<u>5,585</u>	<u>5,585</u>	<u>-</u>
Fund balance - ending	<u>\$ 6,186</u>	<u>\$ 7,483</u>	<u>\$ 1,297</u>

**FRANKLIN COUNTY, OHIO**

***Schedule of Revenues, Expenditures and Changes in  
Fund Balance – Budget and Actual (Non-GAAP Budgetary Basis)  
Nonmajor Special Revenue Funds  
For the Year Ended December 31, 2014***

*(Amounts in 000's)*

**Wireless Enhanced 9-1-1 Fund**

	<u>Final Budget</u>	<u>Actual Amounts</u>	<u>Variance with Final Budget Positive (Negative)</u>
Revenues:			
Intergovernmental	\$ 3,000	\$ 2,492	\$ (508)
Total revenues	3,000	2,492	(508)
Expenditures:			
Current:			
Public Safety			
Wireless enhanced 9-1-1			
Materials and services	182	130	52
Total public safety	182	130	52
Intergovernmental grants			
Wireless enhanced 9-1-1			
Intergovernmental grants	3,738	2,340	1,398
Total expenditures	3,920	2,470	1,450
Excess (deficiency) of revenues over (under) expenditures	(920)	22	942
Other financing sources (uses):			
Transfers in	-	1	1
Total other financing sources (uses)	-	1	1
Net change in fund balance	(920)	23	943
Fund balance - beginning	1,745	1,745	-
Fund balance - ending	\$ 825	\$ 1,768	\$ 943

**FRANKLIN COUNTY, OHIO**

***Schedule of Revenues, Expenditures and Changes in  
Fund Balance – Budget and Actual (Non-GAAP Budgetary Basis)  
Nonmajor Special Revenue Funds  
For the Year Ended December 31, 2014***

*(Amounts in 000's)*

**Domestic and Juvenile Court Grants Fund**

	Final Budget	Actual Amounts	Variance with Final Budget Positive (Negative)
Revenues:			
Intergovernmental	\$ 3,878	\$ 4,002	\$ 124
Other	-	1	1
Total revenues	3,878	4,003	125
Expenditures:			
Current:			
Public safety			
Domestic and juvenile court - felony delinquent care and custody			
Personal services	1,019	1,011	8
Fringe benefits	471	467	4
Materials and services	3,388	2,993	395
Total expenditures	4,878	4,471	407
Excess (deficiency) of revenues over (under) expenditures	(1,000)	(468)	532
Other financing sources (uses):			
Transfers in	200	200	-
Total other financing sources (uses)	200	200	-
Net change in fund balance	(800)	(268)	532
Fund balance - beginning	2,892	2,892	-
Fund balance - ending	\$ 2,092	\$ 2,624	\$ 532

**FRANKLIN COUNTY, OHIO**

***Schedule of Revenues, Expenditures and Changes in  
Fund Balance – Budget and Actual (Non-GAAP Budgetary Basis)  
Nonmajor Special Revenue Funds  
For the Year Ended December 31, 2014***

*(Amounts in 000's)*

**Adult Probation and Community Corrections Fund**

	Final Budget	Actual Amounts	Variance with Final Budget Positive (Negative)
Revenues:			
Fees and charges for services	\$ 106	\$ 104	\$ (2)
Intergovernmental	3,116	3,114	(2)
Other	-	1	1
Total revenues	3,222	3,219	(3)
Expenditures:			
Current:			
Public safety			
Common pleas court			
Personal services	1,839	1,826	13
Fringe benefits	728	725	3
Materials and services	994	942	52
Total expenditures	3,561	3,493	68
Excess (deficiency) of revenues over (under) expenditures	(339)	(274)	65
Other financing sources (uses):			
Total other financing sources (uses)	-	-	-
Net change in fund balance	(339)	(274)	65
Fund balance - beginning	1,694	1,694	-
Fund balance - ending	\$ 1,355	\$ 1,420	\$ 65

**FRANKLIN COUNTY, OHIO**

***Schedule of Revenues, Expenditures and Changes in  
Fund Balance – Budget and Actual (Non-GAAP Budgetary Basis)  
Nonmajor Special Revenue Funds  
For the Year Ended December 31, 2014***

*(Amounts in 000's)*

**Emergency Management Agency Fund**

	<u>Final Budget</u>	<u>Actual Amounts</u>	<u>Variance with Final Budget Positive (Negative)</u>
Revenues:			
Fees and charges for services	\$ 1,023	\$ 931	\$ (92)
Intergovernmental	1,304	1,336	32
Other	<u>209</u>	<u>166</u>	<u>(43)</u>
Total revenues	2,536	2,433	(103)
Expenditures:			
Current:			
Public safety			
EMA - emergency management			
Personal services	731	727	4
Fringe benefits	298	247	51
Materials and services	999	777	222
Grants	485	107	378
Capital outlays	<u>24</u>	<u>21</u>	<u>3</u>
Total EMA - emergency management	2,537	1,879	658
EMA - warning			
Materials and services	208	129	79
Capital outlays	<u>18</u>	<u>-</u>	<u>18</u>
Total EMA - warning	226	129	97
Total public safety	2,763	2,008	755
Intergovernmental grants			
EMA - emergency management			
Intergovernmental grants	<u>38</u>	<u>38</u>	<u>-</u>
Total expenditures	2,801	2,046	755
Excess (deficiency) of revenues over (under) expenditures	(265)	387	652
Other financing sources (uses):			
Total other financing sources (uses)	<u>-</u>	<u>-</u>	<u>-</u>
Net change in fund balance	(265)	387	652
Fund balance - beginning	<u>1,399</u>	<u>1,399</u>	<u>-</u>
Fund balance - ending	<u>\$ 1,134</u>	<u>\$ 1,786</u>	<u>\$ 652</u>



**FRANKLIN COUNTY, OHIO**

***Schedule of Revenues, Expenditures and Changes in  
Fund Balance – Budget and Actual (Non-GAAP Budgetary Basis)  
Nonmajor Special Revenue Funds  
For the Year Ended December 31, 2014***

*(Amounts in 000's)*

**Recorder Equipment Fund**

	<u>Final Budget</u>	<u>Actual Amounts</u>	<u>Variance with Final Budget Positive (Negative)</u>
Revenues:			
Fees and charges for services	\$ 803	\$ 597	\$ (206)
Total revenues	803	597	(206)
Expenditures:			
Current:			
General government			
Recorder - equipment			
Personal services	232	231	1
Fringe benefits	94	90	4
Materials and services	283	241	42
Capital outlays	163	38	125
Contingencies	52	-	52
Total expenditures	824	600	224
Excess (deficiency) of revenues over (under) expenditures	(21)	(3)	18
Other financing sources (uses):			
Total other financing sources (uses)	-	-	-
Net change in fund balance	(21)	(3)	18
Fund balance - beginning	477	477	-
Fund balance - ending	\$ 456	\$ 474	\$ 18

**FRANKLIN COUNTY, OHIO**

***Schedule of Revenues, Expenditures and Changes in  
Fund Balance – Budget and Actual (Non-GAAP Budgetary Basis)  
Nonmajor Special Revenue Funds  
For the Year Ended December 31, 2014***

*(Amounts in 000's)*

**Other Special Revenue Funds**

	Final Budget	Actual Amounts	Variance with Final Budget Positive (Negative)
<b>Revenues:</b>			
Licenses and permits	\$ 340	\$ 397	\$ 57
Fees and charges for services	11,263	12,353	1,090
Fines and forfeitures	823	989	166
Intergovernmental	1,812	1,364	(448)
Investment income	5	7	2
Other	41	105	64
Total revenues	14,284	15,215	931
<b>Expenditures:</b>			
<b>Current:</b>			
<b>General government</b>			
Personal services	1,329	1,262	67
Fringe benefits	545	519	26
Materials and services	1,364	652	712
Capital outlays	13	-	13
Grants	4,984	4,943	41
Total general government	8,235	7,376	859
<b>Judicial</b>			
Personal services	1,830	1,668	162
Fringe benefits	740	609	131
Materials and services	4,833	2,773	2,060
Capital outlays	164	141	23
Total judicial	7,567	5,191	2,376
<b>Public safety</b>			
Personal services	1,384	1,230	154
Fringe benefits	553	483	70
Materials and services	2,568	2,212	356
Capital outlays	3,223	1,019	2,204
Grants	50	50	-
Total public safety	7,778	4,994	2,784
<b>Health</b>			
Grants	310	281	29
Total health	310	281	29

(Continued)

**FRANKLIN COUNTY, OHIO**

***Schedule of Revenues, Expenditures and Changes in  
Fund Balance – Budget and Actual (Non-GAAP Budgetary Basis)  
Nonmajor Special Revenue Funds  
For the Year Ended December 31, 2014***

*(Amounts in 000's)*

<b>Other Special Revenue Funds</b>			
	<u>Final Budget</u>	<u>Actual Amounts</u>	<u>Variance with Final Budget Positive (Negative)</u>
Public works			
Personal services	182	175	7
Fringe benefits	58	57	1
Materials and services	1,434	1,366	68
Capital outlays	190	112	78
Total public works	1,864	1,710	154
Intergovernmental grants			
Intergovernmental grants	45	45	-
Total expenditures	25,799	19,597	6,202
Excess (deficiency) of revenues over (under) expenditures	(11,515)	(4,382)	7,133
Other financing sources (uses):			
Transfers in	4,644	2,803	(1,841)
Transfers out	(426)	(426)	-
Total other financing sources (uses)	4,218	2,377	(1,841)
Net change in fund balance	(7,297)	(2,005)	5,292
Fund balance - beginning	19,275	19,275	-
Fund balance - ending	\$ 11,978	\$ 17,270	\$ 5,292

**FRANKLIN COUNTY, OHIO**

***Schedule of Revenues, Expenditures and Changes in  
Fund Balance – Budget and Actual (Non-GAAP Budgetary Basis)  
Nonmajor Debt Service Funds  
For the Year Ended December 31, 2014***

*(Amounts in 000's)*

**General Bond Retirement Fund**

	Final Budget	Actual Amounts	Variance with Final Budget Positive (Negative)
<b>Revenues:</b>			
Intergovernmental	\$ -	\$ 244	\$ 244
Other	2,447	2,411	(36)
Total revenues	2,447	2,655	208
<b>Expenditures:</b>			
Debt service			
Commissioners - bond retirement			
Principal retirement	15,389	15,389	-
Interest charges	12,764	11,906	858
Debt issuance costs	580	574	6
Total expenditures	28,733	27,869	864
Excess (deficiency) of revenues over (under) expenditures	(26,286)	(25,214)	1,072
<b>Other financing sources (uses):</b>			
Transfers in	26,109	24,759	(1,350)
Refunding bonds issued	85,850	85,850	-
Premium on issuance of bonds	10,545	10,545	-
Discount on issuance of bonds	(259)	(259)	-
Payment to bond agent	(95,537)	(95,537)	-
Total other financing sources (uses)	26,708	25,358	(1,350)
Net change in fund balance	422	144	(278)
Fund balance - beginning	764	764	-
Fund balance - ending	\$ 1,186	\$ 908	\$ (278)

**FRANKLIN COUNTY, OHIO**

***Schedule of Revenues, Expenditures and Changes in  
Fund Balance – Budget and Actual (Non-GAAP Budgetary Basis)  
Nonmajor Debt Service Funds  
For the Year Ended December 31, 2014***

*(Amounts in 000's)*

**Maryhaven Debt Service Fund**

	Final Budget	Actual Amounts	Variance with Final Budget Positive (Negative)
Revenues:			
Other	\$ 359	\$ 365	\$ 6
Total revenues	359	365	6
Expenditures:			
Debt service			
Commissioners - Maryhaven bonds			
Principal retirement	300	300	-
Interest charges	65	65	-
Total expenditures	365	365	-
Excess (deficiency) of revenues over (under) expenditures	(6)	-	6
Other financing sources (uses):			
Total other financing sources (uses)	-	-	-
Net change in fund balance	(6)	-	6
Fund balance - beginning	30	30	-
Fund balance - ending	\$ 24	\$ 30	\$ 6

**FRANKLIN COUNTY, OHIO**

***Schedule of Revenues, Expenditures and Changes in  
Fund Balance – Budget and Actual (Non-GAAP Budgetary Basis)  
Nonmajor Debt Service Funds  
For the Year Ended December 31, 2014***

*(Amounts in 000's)*

**Stadium Debt Service Fund**

	Final Budget	Actual Amounts	Variance with Final Budget Positive (Negative)
Revenues:			
Other	\$ 4,229	\$ 4,193	\$ (36)
Total revenues	4,229	4,193	(36)
Expenditures:			
Debt service			
Commissioners -stadium debt service			
Principal retirement	8,775	8,775	-
Interest charges	1,454	1,431	23
Bond issuance costs	25	18	7
Total expenditures	10,254	10,224	30
Excess (deficiency) of revenues over (under) expenditures	(6,025)	(6,031)	(6)
Other financing sources (uses):			
Issuance of debt	6,000	6,000	-
Premium on issuance of debt	25	24	(1)
Total other financing sources (uses)	6,025	6,024	(1)
Net change in fund balance	-	(7)	(7)
Fund balance - beginning	395	395	-
Fund balance - ending	\$ 395	\$ 388	\$ (7)

**FRANKLIN COUNTY, OHIO**

***Schedule of Revenues, Expenditures and Changes in  
Fund Balance – Budget and Actual (Non-GAAP Budgetary Basis)  
Nonmajor Capital Projects Funds  
For the Year Ended December 31, 2014***

*(Amounts in 000's)*

**Energy Conservation Measures Fund**

	Final Budget	Actual Amounts	Variance with Final Budget Positive (Negative)
Revenues:			
Investment income	\$ -	\$ 1	\$ 1
Total revenues	-	1	1
Expenditures:			
Capital outlays			
Public facilities management - energy conservation			
Capital outlays	4,961	4,823	138
Total expenditures	4,961	4,823	138
Excess (deficiency) of revenues over (under) expenditures	(4,961)	(4,822)	139
Other financing sources (uses):			
Total other financing sources (uses)	-	-	-
Net change in fund balance	(4,961)	(4,822)	139
Fund balance - beginning	4,962	4,962	-
Fund balance - ending	\$ 1	\$ 140	\$ 139

**FRANKLIN COUNTY, OHIO**

---

***Schedule of Revenues, Expenditures and Changes in  
Fund Balance – Budget and Actual (Non-GAAP Budgetary Basis)  
Nonmajor Capital Projects Funds  
For the Year Ended December 31, 2014***

*(Amounts in 000's)*

---

	<u>Final Budget</u>	<u>Actual Amounts</u>	Variance with Final Budget Positive (Negative)
Revenues:			
Total revenues	\$ -	\$ -	\$ -
Expenditures:			
Total expenditures	<u>-</u>	<u>-</u>	<u>-</u>
Excess (deficiency) of revenues over (under) expenditures	-	-	-
Other financing sources (uses):			
Transfers out	<u>(149)</u>	<u>(149)</u>	<u>-</u>
Total other financing sources (uses)	<u>(149)</u>	<u>(149)</u>	<u>-</u>
Net change in fund balance	(149)	(149)	-
Fund balance - beginning	<u>149</u>	<u>149</u>	<u>-</u>
Fund balance - ending	<u>\$ -</u>	<u>\$ -</u>	<u>\$ -</u>



**FRANKLIN COUNTY, OHIO**

***Schedule of Revenues, Expenditures and Changes in  
Fund Balance – Budget and Actual (Non-GAAP Budgetary Basis)  
Nonmajor Capital Projects Funds  
For the Year Ended December 31, 2014***

*(Amounts in 000's)*

**Clean Ohio Grant Fund**

	<u>Final Budget</u>	<u>Actual Amounts</u>	<u>Variance with Final Budget Positive (Negative)</u>
Revenues:			
Intergovernmental	\$ 3,000	\$ 895	(2,105)
Total revenues	<u>3,000</u>	<u>895</u>	<u>(2,105)</u>
Expenditures:			
Capital outlays			
Capital outlays	<u>639</u>	<u>639</u>	<u>-</u>
Total expenditures	<u>639</u>	<u>639</u>	<u>-</u>
Excess (deficiency) of revenues over (under) expenditures	2,361	256	(2,105)
Other financing sources (uses):			
Total other financing sources (uses)	<u>-</u>	<u>-</u>	<u>-</u>
Net change in fund balance	2,361	256	(2,105)
Fund balance - beginning	<u>-</u>	<u>-</u>	<u>-</u>
Fund balance - ending	<u>\$ 2,361</u>	<u>\$ 256</u>	<u>\$ (2,105)</u>

**FRANKLIN COUNTY, OHIO**

---

***Schedule of Revenues, Expenditures and Changes in  
Fund Balance – Budget and Actual (Non-GAAP Budgetary Basis)  
Nonmajor Capital Projects Funds  
For the Year Ended December 31, 2014***

*(Amounts in 000's)*

---

**Criminal Justice Information System Fund**

	<u>Final Budget</u>	<u>Actual Amounts</u>	<u>Variance with Final Budget Positive (Negative)</u>
Revenues:			
Total revenues	\$ -	\$ -	\$ -
Expenditures:			
Total expenditures	-	-	-
Excess (deficiency) of revenues over (under) expenditures	-	-	-
Other financing sources (uses):			
Total other financing sources (uses)	-	-	-
Net change in fund balance	-	-	-
Fund balance - beginning	<u>2,500</u>	<u>2,500</u>	<u>-</u>
Fund balance - ending	<u>\$ 2,500</u>	<u>\$ 2,500</u>	<u>\$ -</u>

**FRANKLIN COUNTY, OHIO**

***Schedule of Revenues, Expenditures and Changes in  
Fund Balance – Budget and Actual (Non-GAAP Budgetary Basis)  
Nonmajor Capital Projects Funds  
For the Year Ended December 31, 2014***

*(Amounts in 000's)*

**Hall of Justice Improvements Fund**

	<u>Final Budget</u>	<u>Actual Amounts</u>	<u>Variance with Final Budget Positive (Negative)</u>
Revenues:			
Total revenues	\$ -	\$ -	\$ -
Expenditures:			
Capital outlays			
Public facilities management - hall of justice			
Capital outlays	<u>24,373</u>	<u>22,874</u>	<u>1,499</u>
Total expenditures	<u>24,373</u>	<u>22,874</u>	<u>1,499</u>
Excess (deficiency) of revenues over (under) expenditures	(24,373)	(22,874)	1,499
Other financing sources (uses):			
Total other financing sources (uses)	<u>-</u>	<u>-</u>	<u>-</u>
Net change in fund balance	(24,373)	(22,874)	1,499
Fund balance - beginning	<u>24,376</u>	<u>24,376</u>	<u>-</u>
Fund balance - ending	<u>\$ 3</u>	<u>\$ 1,502</u>	<u>\$ 1,499</u>

**FRANKLIN COUNTY, OHIO**

***Schedule of Revenues, Expenditures and Changes in  
Fund Balance – Budget and Actual (Non-GAAP Budgetary Basis)  
Nonmajor Capital Projects Funds  
For the Year Ended December 31, 2014***

*(Amounts in 000's)*

**Whim's Ditch Fund**

	<u>Final Budget</u>	<u>Actual Amounts</u>	<u>Variance with Final Budget Positive (Negative)</u>
Revenues:			
Intergovernmental	\$ 655	\$ -	\$ (655)
Total revenues	655	-	(655)
Expenditures:			
Capital outlays			
Engineer - projects			
Capital outlays	337	181	156
Total expenditures	337	181	156
Excess (deficiency) of revenues over (under) expenditures	318	(181)	(499)
Other financing sources (uses):			
Total other financing sources (uses)	-	-	-
Net change in fund balance	318	(181)	(499)
Fund balance - beginning	337	337	-
Fund balance - ending	\$ 655	\$ 156	\$ (499)

**FRANKLIN COUNTY, OHIO**

---

***Schedule of Revenues, Expenditures and Changes in  
Fund Balance – Budget and Actual (Non-GAAP Budgetary Basis)  
Nonmajor Capital Projects Funds  
For the Year Ended December 31, 2014***

*(Amounts in 000's)*

---

**Children Services Building Purchase Fund**

	<u>Final Budget</u>	<u>Actual Amounts</u>	<u>Variance with Final Budget Positive (Negative)</u>
Revenues:			
Total revenues	\$ -	\$ -	\$ -
Expenditures:			
Total expenditures	<u>-</u>	<u>-</u>	<u>-</u>
Excess (deficiency) of revenues over (under) expenditures	-	-	-
Other financing sources (uses):			
Transfers out	<u>(273)</u>	<u>(273)</u>	<u>-</u>
Total other financing sources (uses)	<u>(273)</u>	<u>(273)</u>	<u>-</u>
Net change in fund balance	(273)	(273)	-
Fund balance - beginning	<u>273</u>	<u>273</u>	<u>-</u>
Fund balance - ending	<u>\$ -</u>	<u>\$ -</u>	<u>\$ -</u>

**FRANKLIN COUNTY, OHIO**

***Schedule of Revenues, Expenditures and Changes in  
Fund Balance – Budget and Actual (Non-GAAP Budgetary Basis)  
Nonmajor Capital Projects Funds  
For the Year Ended December 31, 2014***

*(Amounts in 000's)*

**Sheriff Training Academy Fund**

	Final Budget	Actual Amounts	Variance with Final Budget Positive (Negative)
Revenues:			
Other	\$ -	\$ 2	\$ 2
Total revenues	-	2	2
Expenditures:			
Capital outlays			
Capital outlays	4,750	4,101	649
Total expenditures	4,750	4,101	649
Excess (deficiency) of revenues over (under) expenditures	(4,750)	(4,099)	651
Other financing sources (uses):			
Total other financing sources (uses)	-	-	-
Net change in fund balance	(4,750)	(4,099)	651
Fund balance - beginning	4,843	4,843	-
Fund balance - ending	\$ 93	\$ 744	\$ 651

**FRANKLIN COUNTY, OHIO**

***Schedule of Revenues, Expenditures and Changes in  
Fund Balance – Budget and Actual (Non-GAAP Budgetary Basis)  
Nonmajor Capital Projects Funds  
For the Year Ended December 31, 2014***

*(Amounts in 000's)*

**Board of Elections Facility Fund**

	<u>Final Budget</u>	<u>Actual Amounts</u>	Variance with Final Budget Positive (Negative)
Revenues:			
Total revenues	\$ -	\$ -	\$ -
Expenditures:			
Capital outlays			
Capital outlays	6,740	6,509	231
Total expenditures	6,740	6,509	231
Excess (deficiency) of revenues over (under) expenditures	(6,740)	(6,509)	231
Other financing sources (uses):			
Transfers in	6,165	6,165	-
Total other financing sources (uses)	6,165	6,165	-
Net change in fund balance	(575)	(344)	231
Fund balance - beginning	575	575	-
Fund balance - ending	\$ -	\$ 231	\$ 231

**FRANKLIN COUNTY, OHIO**

***Schedule of Revenues, Expenditures and Changes in  
Fund Balance – Budget and Actual (Non-GAAP Budgetary Basis)  
Nonmajor Capital Projects Funds  
For the Year Ended December 31, 2014***

*(Amounts in 000's)*

<b>Network Infrastructure Fund</b>			
	<u>Final Budget</u>	<u>Actual Amounts</u>	<u>Variance with Final Budget Positive (Negative)</u>
Revenues:			
Total revenues	\$ -	\$ -	\$ -
Expenditures:			
Capital outlays			
Capital outlays	2,280	2,218	62
Total expenditures	2,280	2,218	62
Excess (deficiency) of revenues over (under) expenditures	(2,280)	(2,218)	62
Other financing sources (uses):			
Transfers in	500	500	-
Total other financing sources (uses)	500	500	-
Net change in fund balance	(1,780)	(1,718)	62
Fund balance - beginning	1,800	1,800	-
Fund balance - ending	\$ 20	\$ 82	\$ 62



**FRANKLIN COUNTY, OHIO**

***Schedule of Revenues, Expenditures and Changes in  
Fund Balance – Budget and Actual (Non-GAAP Budgetary Basis)  
Nonmajor Capital Projects Funds  
For the Year Ended December 31, 2014***

*(Amounts in 000's)*

<b>Public Safety Center Fund</b>			
	<u>Final Budget</u>	<u>Actual Amounts</u>	Variance with Final Budget Positive (Negative)
Revenues:			
Total revenues	\$ -	\$ -	\$ -
Expenditures:			
Capital outlays			
Capital outlays	<u>5,000</u>	<u>1,844</u>	<u>3,156</u>
Total expenditures	<u>5,000</u>	<u>1,844</u>	<u>3,156</u>
Excess (deficiency) of revenues over (under) expenditures	(5,000)	(1,844)	3,156
Other financing sources (uses):			
Transfers in	<u>5,000</u>	<u>5,000</u>	<u>-</u>
Total other financing sources (uses)	<u>5,000</u>	<u>5,000</u>	<u>-</u>
Net change in fund balance	-	3,156	3,156
Fund balance - beginning	<u>-</u>	<u>-</u>	<u>-</u>
Fund balance - ending	<u>\$ -</u>	<u>\$ 3,156</u>	<u>\$ 3,156</u>

**FRANKLIN COUNTY, OHIO**

---

***Schedule of Revenues, Expenditures and Changes in  
Fund Balance – Budget and Actual (Non-GAAP Budgetary Basis)  
Nonmajor Capital Projects Funds  
For the Year Ended December 31, 2014***

*(Amounts in 000's)*

---

	<u>Final Budget</u>	<u>Actual Amounts</u>	<u>Variance with Final Budget Positive (Negative)</u>
<b>Other Capital Projects Funds</b>			
Revenues:			
Total revenues	\$ -	\$ -	\$ -
Expenditures:			
Capital outlays			
Public facilities management- other capital projects			
Capital outlays	249	-	249
Total expenditures	<u>249</u>	<u>-</u>	<u>249</u>
Excess (deficiency) of revenues over (under) expenditures	(249)	-	249
Other financing sources (uses):			
Total other financing sources (uses)	<u>-</u>	<u>-</u>	<u>-</u>
Net change in fund balance	(249)	-	249
Fund balance - beginning	<u>269</u>	<u>269</u>	<u>-</u>
Fund balance - ending	<u>\$ 20</u>	<u>\$ 269</u>	<u>\$ 249</u>

**Enterprise Funds**

Enterprise funds are used to account for operations that are financed and operated in a manner similar to a private business enterprise. The County intends that the cost of providing services to the general public on a continuing basis be financed or recovered primarily through user charges. Following are descriptions of the enterprise funds:

Water and Sewer – This fund accounts for the provision of water and sewer services to a relatively small area of the County not serviced by other local water and sewer operations. All activities necessary to provide such services are accounted for in this fund.

Parking Facilities – This fund accounts for the fees and operations of the County-owned parking facilities. The facilities serve both County employees and the general public.

Since the Statement of Net Position, the Statement of Revenues, Expenses and Changes in Net Position and the Statement of Cash Flows for each of the enterprise funds are presented in the basic financial statements, they are not repeated in this section.

**FRANKLIN COUNTY, OHIO**

**Schedule of Revenues, Expenditures and Changes in  
Fund Balance – Budget and Actual (Non-GAAP Budgetary Basis)  
Major Enterprise Funds  
December 31, 2014**

*(Amounts in 000's)*

**Water and Sewer Fund**

	<u>Final Budget</u>	<u>Actual Amounts</u>	<u>Variance with Final Budget Positive (Negative)</u>
Operating revenues:			
Fees and charges for services	\$ 7,361	\$ 7,218	\$ (143)
Other	239	240	1
Total operating revenues	<u>7,600</u>	<u>7,458</u>	<u>(142)</u>
Operating expenses:			
Personal services	878	865	13
Fringe benefits	343	325	18
Materials and services	5,970	5,016	954
Capital outlays	<u>3,546</u>	<u>3,149</u>	<u>397</u>
Total operating expenses	<u>10,737</u>	<u>9,355</u>	<u>1,382</u>
Operating income (loss)	(3,137)	(1,897)	1,240
Nonoperating revenues (expenses):			
Intergovernmental	17	-	(17)
Issuance of debt	5,000	486	(4,514)
Refunding bonds issued	6,840	6,840	-
Premium on issuance of debt	433	433	-
Discount on issuance of debt	(64)	(64)	-
Payment to bond agent	(7,159)	(7,159)	-
Proceeds from sale of capital assets	-	7	7
Debt service:			
Principal retirement	(802)	(416)	386
Interest charges	(483)	(390)	93
Debt issuance costs	<u>(47)</u>	<u>(47)</u>	<u>-</u>
Total debt service	<u>(1,332)</u>	<u>(853)</u>	<u>479</u>
Total nonoperating revenues (expenses)	<u>3,735</u>	<u>(310)</u>	<u>(4,045)</u>
Income (loss) before capital contributions and transfers	598	(2,207)	(2,805)
Capital contributions	-	118	118
Transfers in	2,890	1,875	(1,015)
Transfers out	<u>(113)</u>	<u>(3)</u>	<u>110</u>
Total capital contributions and transfers	<u>2,777</u>	<u>1,990</u>	<u>(787)</u>
Net change in fund equity	3,375	(217)	(3,592)
Fund equity - beginning	<u>2,359</u>	<u>2,359</u>	<u>-</u>
Fund equity - ending	<u>\$ 5,734</u>	<u>\$ 2,142</u>	<u>\$ (3,592)</u>

**FRANKLIN COUNTY, OHIO**

**Schedule of Revenues, Expenditures and Changes in  
Fund Balance – Budget and Actual (Non-GAAP Budgetary Basis)  
Major Enterprise Funds  
December 31, 2014**

*(Amounts in 000's)*

**Parking Facilities Enterprise Fund**

	<u>Final Budget</u>	<u>Actual Amounts</u>	<u>Variance with Final Budget Positive (Negative)</u>
Operating revenues:			
Fees and charges for services	\$ 2,585	\$ 2,664	\$ 79
Total operating revenues	<u>2,585</u>	<u>2,664</u>	<u>79</u>
Operating expenses:			
Personal services	595	495	100
Fringe benefits	359	281	78
Materials and services	2,042	1,647	395
Capital outlays	60	60	-
Total operating expenses	<u>3,056</u>	<u>2,483</u>	<u>573</u>
Operating income (loss)	(471)	181	652
Nonoperating revenues (expenses):			
Total nonoperating revenues (expenses)	<u>-</u>	<u>-</u>	<u>-</u>
Net change in fund equity	(471)	181	652
Fund equity - beginning	<u>2,974</u>	<u>2,974</u>	<u>-</u>
Fund equity - ending	<u>\$ 2,503</u>	<u>\$ 3,155</u>	<u>\$ 652</u>

**Internal Service Funds**

The internal service funds report activities provided to the departments and agencies on a cost-reimbursement basis. The County has two internal service funds:

Employee Benefits – This fund accounts for the provision of medical, dental, optical, prescription, life and mental health insurance to departments and agencies.

Telecommunications – This fund accounts for the provision of telecommunication services, primarily voicemail.

**FRANKLIN COUNTY, OHIO**

**Combining Statement of Net Position  
Internal Service Funds  
December 31, 2014**

*(Amounts in 000's)*

	Employee Benefits	Telecommu- nications	Total
Assets:			
Current assets:			
Equity with County Treasurer	\$ 23,780	\$ 246	\$ 24,026
Accounts receivable	19	26	45
Due from other funds	-	14	14
Prepaid items	411	-	411
Total current assets	24,210	286	24,496
Noncurrent assets:			
Capital assets, net of accumulated depreciation:			
Depreciable	-	774	774
Total noncurrent assets	-	774	774
Total assets	24,210	1,060	25,270
Liabilities:			
Current liabilities:			
Accrued wages	35	2	37
Compensated absences payable	3	-	3
Accounts payable	7,544	-	7,544
Due to other funds	1	-	1
Total current liabilities	7,583	2	7,585
Noncurrent liabilities:			
Advances from other funds	-	300	300
Compensated absences payable	39	-	39
Total noncurrent liabilities	39	300	339
Total liabilities	7,622	302	7,924
Net position:			
Invested in capital assets	-	774	774
Unrestricted	16,588	(16)	16,572
Total net position	16,588	758	17,346

**FRANKLIN COUNTY, OHIO**

***Combining Statement of Revenues, Expenses and Changes in Net Position  
Internal Service Funds  
For the Year Ended December 31, 2014***

*(Amounts in 000's)*

	<u>Employee Benefits</u>	<u>Telecommunications</u>	<u>Total</u>
Operating revenues:			
Fees and charges for services	\$ 100,235	\$ 266	\$ 100,501
Other	432	-	432
Total operating revenues	<u>100,667</u>	<u>266</u>	<u>100,933</u>
Operating expenses:			
Personal services	954	48	1,002
Cost of sales and services	96,947	17	96,964
Depreciation	-	74	74
Total operating expenses	<u>97,901</u>	<u>139</u>	<u>98,040</u>
Operating income (loss)	2,766	127	2,893
Nonoperating revenues (expenses):			
Intergovernmental revenue	<u>5</u>	<u>-</u>	<u>5</u>
Total nonoperating revenues (expenses)	<u>5</u>	<u>-</u>	<u>5</u>
Change in net position	2,771	127	2,898
Net position - beginning	13,817	631	14,448
Net position - ending	<u>\$ 16,588</u>	<u>\$ 758</u>	<u>\$ 17,346</u>



**FRANKLIN COUNTY, OHIO**

***Combining Statement of Cash Flows  
Internal Service Funds  
For the Year Ended December 31, 2014***

*(Amounts in 000's)*

	Employee Benefits	Telecom- munications	Total
Cash flows from operating activities:			
Cash collections from customers	\$ 100,667	\$ 252	\$ 100,919
Cash payments to suppliers	(96,939)	(23)	(96,962)
Cash payments for salaries	(932)	(47)	(979)
Net cash provided by operating activities	2,796	182	2,978
Cash flows from capital and related financing activities:			
Repayment of advance from other funds for capital purposes	-	(50)	(50)
Net cash provided by (used for) capital and related financing activities	-	(50)	(50)
Increase (decrease) in cash for the year	2,796	132	2,928
Cash and cash equivalents - beginning	20,984	114	21,098
Cash and cash equivalents - ending	\$ 23,780	\$ 246	24,026
Reconciliation of operating income (loss) to net cash provided by (used in) operating activities:			
Operating income	\$ 2,766	\$ 127	\$ 2,893
Adjustments to reconcile operating income to net cash provided by operating activities:			
Depreciation	-	74	74
Changes in operating assets and liabilities:			
(Increase) decrease in:			
Accounts receivable	-	(14)	(14)
Prepaid items	74	-	74
Increase (decrease) in:			
Accrued wages	13	1	14
Accounts payable	(63)	(6)	(69)
Due to other funds	(3)	-	(3)
Compensated absences	9	-	9
Net cash provided by operating activities	\$ 2,796	\$ 182	\$ 2,978

**FRANKLIN COUNTY, OHIO**

**Schedule of Revenues, Expenditures and Changes in  
Fund Balance – Budget and Actual (Non-GAAP Budgetary Basis)  
Internal Service Funds  
For the Year Ended December 31, 2014**

*(Amounts in 000's)*

	Final Budget	Actual Amounts	Variance with Final Budget Positive (Negative)
<b>Employee Benefits Fund</b>			
Operating revenues:			
Fees and charges for services	\$ 100,075	\$ 100,235	\$ 160
Other	188	432	244
Total operating revenues	100,263	100,667	404
Operating expenses:			
Personal services	729	661	68
Fringe benefits	313	271	42
Materials and services	99,192	96,939	2,253
Total operating expenses	100,234	97,871	2,363
Operating income (loss)	29	2,796	2,767
Nonoperating revenues (expenses):			
Total nonoperating revenues (expenses)	-	-	-
Net change in fund equity	29	2,796	2,767
Fund equity - beginning	20,984	20,984	-
Fund equity - ending	\$ 21,013	\$ 23,780	\$ 2,767

**FRANKLIN COUNTY, OHIO**

**Schedule of Revenues, Expenditures and Changes in  
Fund Balance – Budget and Actual (Non-GAAP Budgetary Basis)  
Internal Service Funds  
For the Year Ended December 31, 2014**

*(Amounts in 000's)*

**Telecommunications Fund**

	<u>Final Budget</u>	<u>Actual Amounts</u>	<u>Variance with Final Budget Positive (Negative)</u>
Operating revenues:			
Fees and charges for services	\$ 172	\$ 252	\$ 80
Total operating revenues	<u>172</u>	<u>252</u>	<u>80</u>
Operating expenses:			
Personal services	51	32	19
Fringe benefits	28	15	13
Materials and services	45	23	22
Capital outlays	150	-	150
Total operating expenses	<u>274</u>	<u>70</u>	<u>204</u>
Operating income (loss)	(102)	182	284
Nonoperating revenues (expenses):			
Total nonoperating revenues (expenses)	<u>-</u>	<u>-</u>	<u>-</u>
Income (loss) before transfers and advances:	(102)	182	284
Transfers in	150	-	(150)
Advances out	<u>(50)</u>	<u>(50)</u>	<u>-</u>
Total transfers and advances	<u>100</u>	<u>(50)</u>	<u>(150)</u>
Net change in fund equity	(2)	132	134
Fund equity - beginning	<u>114</u>	<u>114</u>	<u>-</u>
Fund equity - ending	<u>\$ 112</u>	<u>\$ 246</u>	<u>\$ 134</u>

**Fiduciary Funds**

**Agency Funds**

Agency funds are used to account for assets held by the County as an agent for individuals, private organizations, other governments, or other funds. A description of the agency funds follows:

Undivided Taxes – This fund includes the collection and distribution of property, motor vehicle, and estate taxes.

Payroll and Benefit Revolving – This fund accounts for the collection and distribution of the employer and employee shares of all payroll taxes and other withholdings.

Other Agency Funds – These funds account for the collection and distribution of local government taxes levied and collected by the State of Ohio. Also included are the collection and distribution of moneys held by County agencies in outside bank accounts, moneys held outside of the County treasury by the courts, and all funds that are not part of the County's reporting entity, but for whom the County serves as fiscal agent.

**FRANKLIN COUNTY, OHIO**

**Combining Statement of Changes in Assets and Liabilities  
Agency Funds  
For the Year Ended December 31, 2014**

(Amounts in 000's)

	Beginning Balance	Additions	Deductions	Ending Balance
Undivided taxes				
Assets:				
Equity with County Treasurer	\$ 97,240	\$ 2,286,346	\$ 2,320,020	\$ 63,566
Cash in segregated accounts	-	-	-	-
Property taxes receivable, net	1,653,792	1,653,790	1,653,792	1,653,790
Total assets	\$ 1,751,032	\$ 3,940,136	\$ 3,973,812	\$ 1,717,356
Liabilities:				
Undistributed assets	\$ 1,751,032	\$ 3,901,731	\$ 3,935,407	\$ 1,717,356
Deposits held and due to others	-	38,405	38,405	-
Total liabilities	\$ 1,751,032	\$ 3,940,136	\$ 3,973,812	\$ 1,717,356
Payroll and benefit revolving fund				
Assets:				
Equity with County Treasurer	\$ 6,377	\$ 392,875	\$ 395,943	\$ 3,309
Liabilities:				
Deposits held and due to others	\$ 6,377	\$ 392,875	\$ 395,943	\$ 3,309
Other agency funds				
Assets:				
Equity with County Treasurer	\$ 39,175	\$ 119,403	\$ 122,290	\$ 36,288
Cash in segregated accounts	25,253	267,412	267,190	25,475
Total assets	\$ 64,428	\$ 386,815	\$ 389,480	\$ 61,763
Liabilities:				
Deposits held and due to others	64,428	386,815	389,480	61,763
Total liabilities	\$ 64,428	\$ 386,815	\$ 389,480	\$ 61,763
Total all agency funds				
Assets:				
Equity with County Treasurer	\$ 142,792	\$ 2,798,624	\$ 2,838,253	\$ 103,163
Cash in segregated accounts	25,253	267,412	267,190	25,475
Property taxes receivable, net	1,653,792	1,653,790	1,653,792	1,653,790
Total assets	\$ 1,821,837	\$ 4,719,826	\$ 4,759,235	\$ 1,782,428
Liabilities:				
Undistributed assets	\$ 1,751,032	\$ 3,901,731	\$ 3,935,407	\$ 1,717,356
Deposits held and due to others	70,805	818,095	823,828	65,072
Total liabilities	\$ 1,821,837	\$ 4,719,826	\$ 4,759,235	\$ 1,782,428

**Component Units**

*Component units are legally separate organizations for which the County is financially accountable.*

ARC Industries, Incorporated, of Franklin County, Ohio (ARC Industries) – ARC Industries is a sheltered, not-for-profit workshop that enters into contracts with the business community to provide workers for various manufacturing and service industry jobs.

Veterans Memorial Hall – Veterans Memorial Hall was built to commemorate the services of all members and veterans of the United States armed forces and to provide a center for veterans' meetings and programs.

Franklin County Stadium, Inc. and Columbus Baseball Team, Inc. (Stadium and Team) – These two interrelated nonprofit corporations were organized under ORC Chapter 1702 to provide entertainment and recreation in the stadium for the benefit and general welfare of the County.

**FRANKLIN COUNTY, OHIO**

**Combining Statement of Net Position  
Discretely Presented Component Units  
December 31, 2014**

*(Amounts in 000's)*

	ARC Industries	Veterans Memorial Hall	Stadium and Team	Total
<b>Assets:</b>				
Cash, cash equivalents and investments in segregated accounts	\$ 8,779	\$ 50	\$ 4,370	\$ 13,199
Accounts receivable	1,162	-	14	1,176
Due from primary government	32	-	-	32
Inventories	86	-	180	266
Prepaid items	60	3	19,244	19,307
Depreciable capital assets	544	165	1,867	2,576
Other non-current assets	-	-	18	18
<b>Total assets</b>	<b>10,663</b>	<b>218</b>	<b>25,693</b>	<b>36,574</b>
<b>Liabilities:</b>				
Accrued wages	448	18	-	466
Accounts payable and other current liabilities	288	61	11	360
Unearned revenue	-	-	1,073	1,073
<b>Long term liabilities:</b>				
Due within one year	-	-	1,951	1,951
Due in more than one year	-	-	8,684	8,684
<b>Total liabilities</b>	<b>736</b>	<b>79</b>	<b>11,719</b>	<b>12,534</b>
<b>Net Position:</b>				
Invested in capital assets	544	165	1,403	2,112
Restricted for other purposes	5	-	-	5
Unrestricted (deficit)	9,378	(26)	12,571	21,923
<b>Total net position</b>	<b>\$ 9,927</b>	<b>\$ 139</b>	<b>\$ 13,974</b>	<b>\$ 24,040</b>

**FRANKLIN COUNTY, OHIO**

**Combining Statement of Activities  
Discretely Presented Component Units  
For the Year Ended December 31, 2014**

*(Amounts in 000's)*

	Program Revenues			Net (Expense) Revenue and Changes in Net Position			
	Expenses	Charges for Services	Operating Grants and Contributions	ARC Industries	Veterans Memorial Hall	Stadium and Team	Total
Component units:							
ARC Industries:							
Health	\$ 10,537	\$ 8,204	\$ 2,703	\$ 370	\$ -	\$ -	\$ 370
Veterans Memorial Hall:							
Conservation and recreation	2,760	1,813	1,149	-	202	-	202
Stadium and Team:							
Conservation and recreation	10,527	11,974	-	-	-	1,447	1,447
Total component units	<u>\$ 23,824</u>	<u>\$ 21,991</u>	<u>\$ 3,852</u>	370	202	1,447	2,019
General revenues:							
Unrestricted investment gains				74	-	100	174
Total general revenues				74	-	100	174
Change in net position				444	202	1,547	2,193
Net position - beginning				9,483	(63)	12,427	21,847
Net position - ending				<u>\$ 9,927</u>	<u>\$ 139</u>	<u>\$ 13,974</u>	<u>\$ 24,040</u>







# FRANKLIN COUNTY, OHIO

---

## Statistical Section

---

This part of the County's comprehensive annual financial report presents detailed information as a context for understanding what the information in the financial statements, note disclosures, and required supplementary information says about the County's overall financial health.

<i>Contents</i>	<i>Tables</i>
<b><i>Financial Trends</i></b> These schedules contain trend information to help the reader understand how the County's financial position has changed over time.	<b>1 - 4</b>
<b><i>Revenue Capacity</i></b> These schedules contain information to help the reader understand and assess the factors' effect on the County's ability to generate its most significant local revenue sources, the property tax and the sales tax.	<b>5 - 13</b>
<b><i>Debt Capacity</i></b> These schedules present information to help the reader assess the affordability of the County's current levels of outstanding debt and the County's ability to issue additional debt in the future.	<b>14 - 19</b>
<b><i>Economic and Demographic Information</i></b> These schedules offer economic and demographic indicators to help the reader understand the environment within which the County's financial activities take place and to provide information that facilitates comparisons of financial information over time and among governments.	<b>20 - 21</b>
<b><i>Operating Information</i></b> These schedules contain service and infrastructure data to help the reader understand how the information in the County's financial report relates to the services the County provides and the activities it performs.	<b>22 - 23</b>
<b><i>Compliance Information</i></b> This schedule provides the continuing disclosures required by Securities and Exchange Commission Rule 15c2-12.	<b>24</b>

**Sources:** Unless otherwise noted, the information in these schedules is derived from the comprehensive annual financial reports for the relevant year. The County implemented GASB Statement 54 in 2011; related schedules present information beginning in the year of implementation.

**FRANKLIN COUNTY, OHIO**

---



**FRANKLIN COUNTY, OHIO**

Net Position by Component  
(Accrual Basis of Accounting)

Last Ten Years  
(Amounts in 000's)

Table 1

	2005	2006	2007	2008	2009	2010	2011	2012	2013	2014
<b>Governmental activities:</b>										
Net investment in capital assets	\$ 308,863	\$ 346,360	\$ 304,589	\$ 320,422	\$ 338,311	\$ 359,240	\$ 371,504	\$ 400,608	\$ 418,761	\$ 456,610
Restricted	343,785	372,210	450,568	459,608	485,882	575,604	601,905	598,881	623,507	629,550
Unrestricted	119,627	194,269	306,776	313,722	281,279	257,534	240,291	230,103	201,226	256,220
<b>Total governmental activities net position</b>	<b>\$ 772,275</b>	<b>\$ 912,839</b>	<b>\$ 1,061,933</b>	<b>\$ 1,093,752</b>	<b>\$ 1,105,472</b>	<b>\$ 1,192,378</b>	<b>\$ 1,213,700</b>	<b>\$ 1,229,592</b>	<b>\$ 1,243,494</b>	<b>\$ 1,342,380</b>
<b>Business-type activities:</b>										
Net investment in capital assets	\$ 16,520	\$ 18,674	\$ 19,349	\$ 20,310	\$ 22,049	\$ 25,961	\$ 23,112	\$ 25,809	\$ 26,096	\$ 29,636
Unrestricted	5,578	5,961	5,357	5,730	5,320	3,258	7,000	5,257	5,600	5,515
<b>Total business-type activities net position</b>	<b>\$ 22,098</b>	<b>\$ 24,635</b>	<b>\$ 24,706</b>	<b>\$ 26,040</b>	<b>\$ 27,369</b>	<b>\$ 29,219</b>	<b>\$ 30,112</b>	<b>\$ 31,066</b>	<b>\$ 31,696</b>	<b>\$ 35,151</b>
<b>Primary government:</b>										
Net investment in capital assets	\$ 325,383	\$ 365,034	\$ 323,938	\$ 340,732	\$ 360,360	\$ 385,201	\$ 394,616	\$ 426,417	\$ 444,857	\$ 486,246
Restricted	343,785	372,210	450,568	459,608	485,882	575,604	601,905	598,881	623,507	629,550
Unrestricted	125,205	200,230	312,133	319,452	286,599	260,792	247,291	235,360	206,826	261,735
<b>Total primary government net position</b>	<b>\$ 794,373</b>	<b>\$ 937,474</b>	<b>\$ 1,086,639</b>	<b>\$ 1,119,792</b>	<b>\$ 1,132,841</b>	<b>\$ 1,221,597</b>	<b>\$ 1,243,812</b>	<b>\$ 1,260,658</b>	<b>\$ 1,275,190</b>	<b>\$ 1,377,531</b>

Note: Fiscal year 2005 reflects reclassifications and/or restatements.

**FRANKLIN COUNTY, OHIO**  
Changes in Net Position  
(Accrual Basis of Accounting)  
Last Ten Years  
(Amounts in 000's)

Table 2

	2005 <sup>1</sup>	2006 <sup>1</sup>	2007 <sup>1,2</sup>	2008 <sup>1</sup>	2009 <sup>1</sup>	2010	2011	2012	2013	2014
<b>Expenses:</b>										
<b>Governmental activities:</b>										
General government <sup>2</sup>	\$ 89,376	\$ 99,566	\$ 123,389	\$ 122,288	\$ 115,650	\$ 119,360	\$ 114,514	\$ 113,596	\$ 120,709	\$ 126,650
Judicial	64,428	65,470	66,493	69,418	72,313	72,112	73,641	69,273	76,702	78,734
Public safety	125,185	119,756	131,384	133,455	143,576	142,036	142,092	143,605	148,650	164,064
Human services	317,211	344,807	369,831	395,904	381,133	306,335	283,898	278,076	286,395	298,571
Health	291,569	304,339	305,114	339,858	352,419	358,987	325,615	285,762	296,879	304,418
Public works	41,313	33,679	45,070	36,299	37,853	37,187	50,278	40,191	32,028	37,299
Conservation and recreation	14,505	20,757	20,537	20,492	20,415	20,676	19,198	19,044	19,173	19,215
Community development	7,834	3,694	5,299	5,220	9,257	8,539	9,334	10,446	7,485	9,425
Interest and fiscal charges	5,553	6,845	9,697	13,448	13,327	13,791	14,708	14,934	16,208	14,194
Total government activities expenses	<u>956,974</u>	<u>998,913</u>	<u>1,076,814</u>	<u>1,136,382</u>	<u>1,145,943</u>	<u>1,079,023</u>	<u>1,033,278</u>	<u>974,927</u>	<u>1,004,229</u>	<u>1,052,570</u>
<b>Business-type activities:</b>										
Water and sewer	4,541	4,808	5,890	5,229	5,053	6,954	6,743	6,732	6,589	6,726
Parking facilities	1,891	1,990	2,043	2,062	1,974	1,813	1,828	2,671	3,037	2,739
Total business-type activities expenses	<u>6,432</u>	<u>6,798</u>	<u>7,933</u>	<u>7,291</u>	<u>7,027</u>	<u>8,767</u>	<u>8,571</u>	<u>9,403</u>	<u>9,626</u>	<u>9,465</u>
Total primary government expenses	<u>\$ 963,406</u>	<u>\$ 1,005,711</u>	<u>\$ 1,084,747</u>	<u>\$ 1,143,673</u>	<u>\$ 1,152,970</u>	<u>\$ 1,087,790</u>	<u>\$ 1,041,849</u>	<u>\$ 984,330</u>	<u>\$ 1,013,855</u>	<u>\$ 1,062,035</u>
<b>Program revenues:</b>										
<b>Governmental activities:</b>										
<b>Charges for services:</b>										
General government	\$ 58,691	\$ 62,586	\$ 57,593	\$ 52,694	\$ 59,131	\$ 72,996	\$ 67,552	\$ 63,553	\$ 70,466	\$ 62,808
Judicial	10,979	10,857	10,502	11,395	11,808	12,605	12,157	12,516	12,641	12,489
Public safety	21,603	22,772	22,693	20,105	19,622	18,063	18,897	20,643	22,423	25,102
Human services	8,932	7,847	8,530	9,866	8,184	6,164	6,981	6,257	7,433	7,465
Health	6,418	12,773	10,459	8,416	11,914	8,287	8,215	12,348	10,583	15,324
Public works	3,084	1,096	1,216	4,000	3,720	4,081	9,313	4,827	3,855	4,555
Community development	907	758	516	426	479	466	508	550	589	960
Operating grants and contributions	390,251	399,186	440,773	464,408	474,879	444,629	326,878	289,042	288,180	283,859
Capital grants and contributions	26,232	14,839	30,532	20,716	17,044	20,512	24,152	21,293	11,084	26,644
Total governmental activities program revenues	<u>527,097</u>	<u>542,049</u>	<u>582,814</u>	<u>592,026</u>	<u>606,781</u>	<u>587,803</u>	<u>474,653</u>	<u>431,029</u>	<u>427,254</u>	<u>439,206</u>
<b>Business-type activities:</b>										
<b>Charges for services:</b>										
Water and sewer	5,053	4,672	5,031	5,312	5,726	6,080	6,686	8,002	7,358	7,535
Parking facilities	2,718	3,334	2,973	2,789	2,447	2,426	2,793	2,389	2,575	2,671
Operating grants and contributions	-	-	-	-	50	-	-	-	-	-
Capital grants and contributions	45	1,329	-	524	133	2,111	37	19	375	147
Total business-type activities program revenues	<u>7,816</u>	<u>9,335</u>	<u>8,004</u>	<u>8,625</u>	<u>8,356</u>	<u>10,617</u>	<u>9,516</u>	<u>10,410</u>	<u>10,308</u>	<u>10,353</u>
Total primary government program revenues	<u>\$ 534,913</u>	<u>\$ 542,049</u>	<u>\$ 590,818</u>	<u>\$ 600,651</u>	<u>\$ 615,137</u>	<u>\$ 598,420</u>	<u>\$ 484,169</u>	<u>\$ 441,439</u>	<u>\$ 437,562</u>	<u>\$ 449,559</u>

(Continued on next page)

**FRANKLIN COUNTY, OHIO**  
**Changes in Net Position (Continued)**  
 (Accrual Basis of Accounting)  
 Last Ten Years  
 (Amounts in 000's)

Table 2

	2005 <sup>1</sup>	2006 <sup>1</sup>	2007 <sup>1,2</sup>	2008 <sup>1</sup>	2009 <sup>1</sup>	2010	2011	2012	2013	2014
Net program revenue (expense):										
Governmental activities net program expense	\$ (429,877)	\$ (466,199)	\$ (494,000)	\$ (544,356)	\$ (539,162)	\$ (491,220)	\$ (558,625)	\$ (543,898)	\$ (576,975)	\$ (613,364)
Business-type activities net program revenue	1,384	2,537	71	1,334	1,329	1,850	945	1,007	682	888
Total primary government net program expense	<u>\$ (428,493)</u>	<u>\$ (463,662)</u>	<u>\$ (493,929)</u>	<u>\$ (543,022)</u>	<u>\$ (537,833)</u>	<u>\$ (489,370)</u>	<u>\$ (557,680)</u>	<u>\$ (542,891)</u>	<u>\$ (576,293)</u>	<u>\$ (612,476)</u>
General revenues and other changes in net position:										
Governmental activities:										
Property taxes	\$ 337,991	\$ 360,173	\$ 374,017	\$ 367,003	\$ 381,888	\$ 400,475	\$ 403,171	\$ 382,667	\$ 408,138	\$ 409,469
Sales taxes	105,886	175,343	177,398	130,723	124,249	130,876	138,479	148,245	155,758	272,497
Grants and contributions not restricted to specific programs	25,187	34,758	36,894	35,365	30,391	31,080	24,690	19,859	24,862	24,261
Unrestricted investment earnings	18,025	36,489	54,785	43,084	14,354	15,695	13,555	8,966	2,066	8,583
Transfers in (out)	31	-	-	-	-	-	52	53	53	(2,560)
Total governmental activities general revenues and other changes in net position	487,120	606,763	643,094	576,175	550,882	578,126	579,947	559,790	590,877	712,250
Business-type activities:										
Gain on sale of capital assets	-	-	-	-	-	-	-	-	1	7
Transfers in (out)	(31)	-	-	-	-	-	(52)	(53)	(53)	2,560
Total business-type activities general revenues and other changes in net position	(31)	-	-	-	-	-	(52)	(53)	(52)	2,567
Total primary government general revenues and other changes in net position	<u>\$ 487,089</u>	<u>\$ 606,763</u>	<u>\$ 643,094</u>	<u>\$ 576,175</u>	<u>\$ 550,882</u>	<u>\$ 578,126</u>	<u>\$ 579,895</u>	<u>\$ 559,737</u>	<u>\$ 590,825</u>	<u>\$ 714,817</u>
Total change in net position:										
Governmental activities change in net position	\$ 57,243	\$ 140,564	\$ 149,094	\$ 31,819	\$ 11,720	\$ 86,906	\$ 21,322	\$ 15,892	\$ 13,902	\$ 98,886
Business-type activities change in net position	1,353	2,537	71	1,334	1,329	1,850	893	954	630	3,455
Total primary government change in net position	<u>\$ 58,596</u>	<u>\$ 143,101</u>	<u>\$ 149,165</u>	<u>\$ 33,153</u>	<u>\$ 13,049</u>	<u>\$ 88,756</u>	<u>\$ 22,215</u>	<u>\$ 16,846</u>	<u>\$ 14,532</u>	<u>\$ 102,341</u>

Notes: <sup>1</sup> Fiscal years 2005 - 2009 reflect reclassifications between program revenue and general revenues.

<sup>2</sup> Expense in the amount of \$18,242,000 for the transfer of infrastructure assets to the State of Ohio included in General Government for fiscal year 2007.

**FRANKLIN COUNTY, OHIO**  
**Fund Balances, Governmental Funds**  
 (Modified Accrual Basis of Accounting)  
 Last Ten Years  
 (Amounts in 000's)

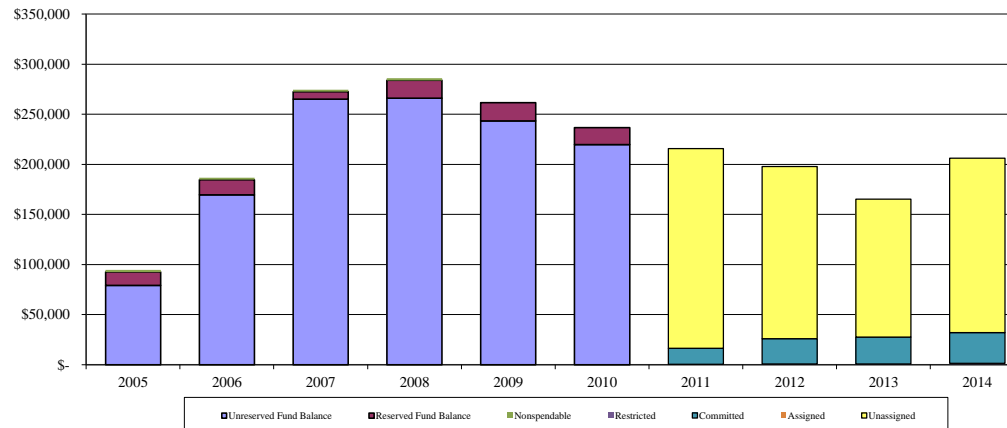
Table 3

	2005	2006	2007	2008	2009	2010	2011	2012	2013	2014
<b>General fund:</b>										
Nonspendable	n/a	n/a	n/a	n/a	n/a	n/a	\$ 2,244	\$ 1,959	\$ 2,177	\$ 2,251
Restricted	n/a	n/a	n/a	n/a	n/a	n/a	399	736	853	1,545
Committed	n/a	n/a	n/a	n/a	n/a	n/a	16,125	25,256	26,850	30,690
Assigned	n/a	n/a	n/a	n/a	n/a	n/a	-	-	-	-
Unassigned	n/a	n/a	n/a	n/a	n/a	n/a	199,333	172,074	137,720	174,084
Reserved	\$ 13,276	\$ 15,146	\$ 7,500	\$ 17,679	\$ 18,335	\$ 16,966	n/a	n/a	n/a	n/a
Unreserved	79,201	169,574	265,071	266,193	243,466	219,800	n/a	n/a	n/a	n/a
<b>Total general fund</b>	<b>92,477</b>	<b>184,720</b>	<b>272,571</b>	<b>283,872</b>	<b>261,801</b>	<b>218,101</b>	<b>218,101</b>	<b>200,025</b>	<b>167,600</b>	<b>208,570</b>
<b>All other governmental funds:</b>										
Nonspendable	n/a	n/a	n/a	n/a	n/a	n/a	1,992	1,385	1,228	1,749
Restricted	n/a	n/a	n/a	n/a	n/a	n/a	548,088	538,262	602,014	587,015
Committed	n/a	n/a	n/a	n/a	n/a	n/a	1,118	15,015	2,492	294
Assigned	n/a	n/a	n/a	n/a	n/a	n/a	8,206	7,000	5,750	4,425
Unassigned	n/a	n/a	n/a	n/a	n/a	n/a	(6,250)	(7,403)	(1,461)	(1,148)
Reserved	17,225	15,421	14,284	14,559	12,059	10,953	n/a	n/a	n/a	n/a
Unreserved, reported in:										
Special revenue funds	258,138	294,466	347,120	347,381	392,836	496,381	n/a	n/a	n/a	n/a
Debt service funds	30	41	3,961	1,945	847	380	n/a	n/a	n/a	n/a
Capital projects funds	(4,627)	(20,195)	140,196	91,898	46,854	24,518	n/a	n/a	n/a	n/a
<b>Total all other governmental funds</b>	<b>270,766</b>	<b>289,733</b>	<b>505,561</b>	<b>455,783</b>	<b>452,596</b>	<b>532,232</b>	<b>553,154</b>	<b>554,259</b>	<b>610,023</b>	<b>592,335</b>
<b>Total governmental funds</b>	<b>\$ 363,243</b>	<b>\$ 474,453</b>	<b>\$ 778,132</b>	<b>\$ 739,655</b>	<b>\$ 714,397</b>	<b>\$ 768,998</b>	<b>\$ 771,255</b>	<b>\$ 754,284</b>	<b>\$ 777,623</b>	<b>\$ 800,905</b>

Note: Fiscal years 2005 - 2006 reflect reclassifications and/or restatements.

Governmental Accounting Standards Board Statement No. 54, Fund Balance Reporting, was implemented January 1, 2011 which established new fund balance classifications for governmental funds.

General Fund





**FRANKLIN COUNTY, OHIO**

Table 4

Changes in Fund Balances, Governmental Funds

(Modified Accrual Basis of Accounting)

Last Ten Years

(Amounts in 000's)

	2005 <sup>1</sup>	2006	2007	2008	2009	2010	2011	2012	2013	2014
<b>Revenues:</b>										
Sales tax	\$ 97,633	\$ 172,866	\$ 177,768	\$ 136,336	\$ 123,887	\$ 130,621	\$ 137,115	\$ 148,386	\$ 155,560	\$ 260,193
Property taxes	333,844	365,863	370,977	359,593	379,236	403,734	399,464	387,842	410,865	409,467
Licenses and permits	1,606	1,978	1,744	2,127	2,183	1,885	2,095	1,978	2,315	2,910
Fees and charges for services	88,165	85,914	92,659	83,862	87,085	94,178	96,251	92,463	100,356	94,731
Fines and forfeitures	2,522	2,818	3,456	2,412	3,735	4,357	4,083	4,342	4,596	5,534
Intergovernmental grants	440,588	444,850	494,091	508,347	520,949		393,559	328,514	322,108	334,031
Investment income	17,006	35,709	54,412	48,044	16,711	16,968	13,908	9,247	2,140	8,570
Other	20,515	28,221	22,299	28,296	29,764	28,620	30,794	27,508	25,431	29,756
<b>Total revenues</b>	<b>1,001,879</b>	<b>1,138,219</b>	<b>1,217,406</b>	<b>1,169,017</b>	<b>1,163,550</b>	<b>1,183,636</b>	<b>1,077,269</b>	<b>1,000,280</b>	<b>1,023,371</b>	<b>1,145,192</b>
<b>Expenditures:</b>										
<b>Current:</b>										
General government	78,583	90,239	96,815	110,929	102,295	110,619	102,520	103,508	107,788	116,846
Judicial	64,203	64,291	66,807	69,379	71,545	71,873	71,452	71,249	74,104	77,080
Public safety	114,260	109,636	121,971	126,662	130,012	133,933	135,431	134,647	147,106	159,073
Human services	318,665	346,007	374,442	398,548	381,820	308,775	309,878	281,024	287,070	299,140
Health	292,420	302,142	302,713	340,455	350,151	358,089	323,713	285,926	295,122	303,275
Public works	38,691	40,016	51,738	38,576	40,595	43,508	62,365	56,406	43,692	46,930
Conservation and recreation	14,278	19,660	19,441	19,395	19,468	19,576	18,196	18,067	18,200	18,242
Community development	5,510	2,200	4,278	3,436	5,620	5,893	8,156	6,727	6,579	7,886
Capital outlays	26,102	21,680	17,250	63,959	93,248	58,693	21,296	18,291	32,706	48,826
<b>Debt service:</b>										
Principal retirement	9,636	9,833	9,792	25,696	26,884	51,487	26,761	25,741	23,807	25,551
Interest and fiscal charges	5,852	7,112	9,084	13,736	13,427	15,145	15,830	16,114	16,262	14,820
Debt issuance cost	317	-	1,170	30	572	416	22	24	921	592
Intergovernmental grants	16,550	16,274	14,021	14,559	18,130	16,793	16,515	18,798	12,630	7,954
<b>Total expenditures</b>	<b>985,067</b>	<b>1,029,090</b>	<b>1,089,522</b>	<b>1,225,360</b>	<b>1,253,767</b>	<b>1,194,800</b>	<b>1,112,135</b>	<b>1,036,522</b>	<b>1,065,987</b>	<b>1,126,215</b>
<b>Excess (deficiency) of revenues over (under) expenditures</b>	<b>16,812</b>	<b>109,129</b>	<b>127,884</b>	<b>(56,343)</b>	<b>(90,217)</b>	<b>(11,164)</b>	<b>(34,866)</b>	<b>(36,242)</b>	<b>(42,616)</b>	<b>18,977</b>
<b>Other financing sources (uses):</b>										
Transfers in	33,888	28,532	27,930	30,127	31,154	33,365	34,877	50,990	48,062	48,732
Transfers out	(33,857)	(28,532)	(27,930)	(30,127)	(31,154)	(33,365)	(34,825)	(50,937)	(48,009)	(51,292)
Proceeds of debt <sup>2</sup>	16,703	1,300	174,200	17,490	64,599	65,526	14,119	13,446	65,643	6,623
Capital leases	347	168	1,481	171	160	101	22,774	2,227	176	87
Sale of capital assets	845	613	114	205	200	138	178	3,545	83	155
<b>Total other financing sources (uses)</b>	<b>17,926</b>	<b>2,081</b>	<b>175,795</b>	<b>17,866</b>	<b>64,959</b>	<b>65,765</b>	<b>37,123</b>	<b>19,271</b>	<b>65,955</b>	<b>4,305</b>
<b>Net change in fund balances</b>	<b>\$ 34,738</b>	<b>\$ 111,210</b>	<b>\$ 303,679</b>	<b>\$ (38,477)</b>	<b>\$ (25,258)</b>	<b>\$ 54,601</b>	<b>\$ 2,257</b>	<b>\$ (16,971)</b>	<b>\$ 23,339</b>	<b>\$ 23,282</b>
<b>Debt service as a percentage of noncapital expenditures</b>	<b>1.66%</b>	<b>1.73%</b>	<b>1.79%</b>	<b>3.44%</b>	<b>3.50%</b>	<b>5.95%</b>	<b>4.06%</b>	<b>4.24%</b>	<b>3.97%</b>	<b>3.77%</b>

Notes: <sup>1</sup>Fiscal year 2005 reflects reclassifications and/or restatements.

<sup>2</sup>Includes bonds, notes, loans, related premiums and discounts, refunding bonds and payment to escrow.

**FRANKLIN COUNTY, OHIO**

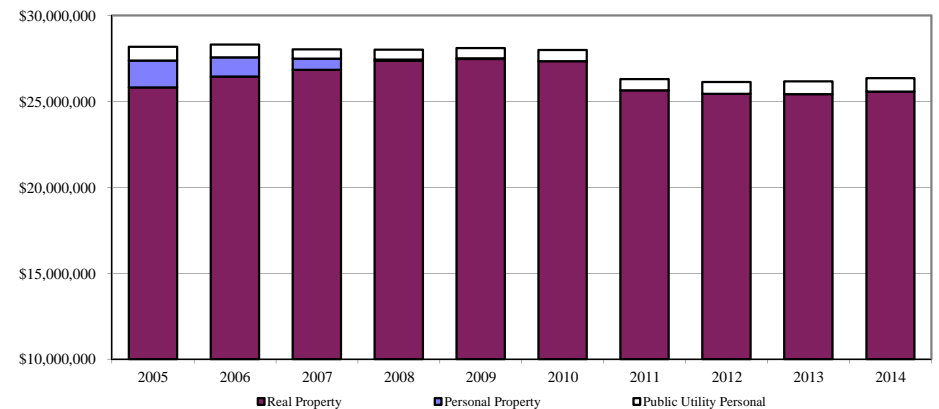
Assessed and Estimated Actual Value of Taxable Property  
Last Ten Years  
(Amounts in 000's)

Table 5

Tax Year	Real Property		Personal Property		Public Utility Personal		Total			Total Direct Tax Rate <sup>1</sup>
	Assessed Value <sup>2</sup>	Estimated Actual Value	Assessed Value	Estimated Actual Value	Assessed Value <sup>4</sup>	Estimated Actual Value	Assessed Value	Estimated Actual Value	Ratio	
2005	\$ 25,818,193	\$ 73,766,266	\$ 1,564,678 <sup>3</sup>	\$ 6,519,492	\$ 785,224	\$ 2,243,497	\$ 28,168,095	\$ 82,529,255	34.1%	\$ 84.26
2006	26,439,904	75,542,582	1,117,739 <sup>4</sup>	5,961,275	745,706	2,130,589	28,303,349	83,634,445	33.8%	85.44
2007	26,842,945	76,694,129	633,872 <sup>5</sup>	5,070,976	553,977	1,582,791	28,030,794	83,347,896	33.6%	85.49
2008	27,348,397	78,138,277	77,630 <sup>6</sup>	621,040	573,951	1,639,860	27,999,978	80,399,177	34.8%	92.87
2009	27,463,405	78,466,871	38,815 <sup>6</sup>	776,300	594,286	1,697,960	28,096,506	80,941,131	34.7%	92.82
2010	27,338,073	78,108,780	- <sup>6</sup>	-	646,261	1,846,460	27,984,334	79,955,240	35.0%	92.82
2011	25,648,101	73,280,289	- <sup>6</sup>	-	654,908	1,871,166	26,303,009	75,151,454	35.0%	93.17
2012	25,436,731	72,676,374	- <sup>6</sup>	-	687,307	1,963,734	26,124,038	74,640,109	35.0%	93.87
2013	25,423,633	72,638,951	- <sup>6</sup>	-	737,076	2,105,931	26,160,709	74,744,883	35.0%	93.72
2014	25,570,751	73,059,289	- <sup>6</sup>	-	787,932	2,251,234	26,358,683	75,310,523	35.0%	93.82

- 85 -

**Assessed Value of Taxable Property**



Source: Franklin County Auditor's Office

- Notes: <sup>1</sup>Total direct tax rate reflects total county rate and Columbus school district (largest district the County) per \$1,000 of assessed valuation.  
<sup>2</sup>Assessed value = 35% of estimated actual value.  
<sup>3</sup>Assessed value = 18.75% of estimated actual value.  
<sup>4</sup>Assessed value = 12.50% of estimated actual value.  
<sup>5</sup>Assessed value = 6.25% of estimated actual value, telephone company property reclassified from Public Utilities to Personal Property.  
<sup>6</sup>Personal property tax eliminated except for telephone company property which was phased out by calendar year 2011.

**FRANKLIN COUNTY, OHIO**  
 Assessed Valuation of the County by Classification  
 Last Ten Years  
 (Amounts in 000's)

Table 6

Tax Year	Real Estate Classification								Personal Property Classification						Total Assessed Valuation	
	Residential/ Agricultural		Commercial/ Industrial		Public Utility Real Estate		Total Real Estate		General		Public Utility Personal		Total Personal Property			
	Amount	Percent of Total	Amount	Percent of Total	Amount	Percent of Total	Amount	Percent of Total	Amount	Percent of Total	Amount	Percent of Total	Amount	Percent of Total	Amount	Percent of Total
2005	\$ 18,363,757	65.19%	\$ 7,446,945	26.44%	\$ 7,491	0.03%	\$ 25,818,193	91.66%	\$ 1,564,678	5.55%	\$ 785,224	2.79%	\$ 2,349,902	8.34%	\$ 28,168,095	100.00%
2006	18,795,315	66.41%	7,635,997	26.98%	8,592	0.03%	26,439,904	93.42%	1,117,739	3.95%	745,706	2.63%	1,863,445	6.58%	28,303,349	100.00%
2007	19,036,047	67.91%	7,795,863	27.81%	11,034	0.04%	26,842,945	95.76%	633,872	2.26%	553,977	1.98%	1,187,849	4.24%	28,030,794	100.00%
2008	19,204,907	68.59%	8,133,402	29.05%	10,088	0.04%	27,348,397	97.67%	77,630	0.28%	573,951	2.05%	651,581	2.33%	27,999,978	100.00%
2009	19,257,307	68.54%	8,194,201	29.16%	11,897	0.04%	27,463,405	97.75%	38,815	0.14%	594,286	2.12%	633,101	2.25%	28,096,506	100.00%
2010	19,223,737	68.69%	8,102,547	28.95%	11,789	0.04%	27,338,073	97.69%	-	0.00%	646,261	2.31%	646,261	2.31%	27,984,334	100.00%
2011	17,831,613	67.79%	7,804,203	29.67%	12,285	0.05%	25,648,101	97.51%	-	0.00%	654,908	2.49%	654,908	2.49%	26,303,009	100.00%
2012	17,833,617	68.27%	7,589,803	29.05%	13,311	0.05%	25,436,731	97.37%	-	0.00%	687,307	2.63%	687,307	2.63%	26,124,038	100.00%
2013	17,833,272	68.17%	7,576,188	28.96%	14,173	0.05%	25,423,633	97.18%	-	0.00%	737,076	2.82%	737,076	2.82%	26,160,709	100.00%
2014	17,963,102	68.15%	7,592,805	28.81%	14,844	0.06%	25,570,751	97.01%	-	0.00%	787,932	2.99%	787,932	2.99%	26,358,683	100.00%

Source: Franklin County Auditor's Office.

- 59 -

**FRANKLIN COUNTY, OHIO**

Real Property Value and Construction  
Last Ten Years  
(Amounts in 000's)

Table 7

Tax Year	New Construction			Real Property Value		
	Residential/ Agricultural	Commercial/ Industrial	Total New Construction	Residential/ Agricultural <sup>1</sup>	Commercial/ Industrial/ Public Utility <sup>1</sup>	Tax-Exempt <sup>2</sup>
2005	\$ 1,201,420	\$ 601,435	\$ 1,802,855	\$ 52,467,877.00	\$ 21,298,389	\$ 16,062,632
2006	1,091,652	651,470	1,743,122	53,700,901	21,841,683	16,380,748
2007	825,819	659,327	1,485,146	54,389,185	22,305,420	17,517,167
2008	647,957	510,716	1,158,673	54,871,163	23,267,114	19,648,076
2009	390,525	494,230	884,755	55,020,878	23,445,994	20,557,132
2010	308,213	445,046	753,259	54,924,965	23,183,818	21,692,792
2011	200,248	238,051	438,299	50,947,466	22,332,822	22,456,792
2012	200,294	197,423	397,717	50,953,190	21,723,184	23,761,327
2013	209,512	569,128	778,640	50,952,206	21,686,746	24,757,932
2014	245,452	416,053	661,505	51,323,149	21,736,140	25,293,626

Source: Franklin County Auditor's Office.

Notes: All are appraised values.

<sup>1</sup>Years 2006 and forward include value and or class adjustments (e.g., homestead, current agricultural use valuation).

<sup>2</sup>Includes abated values.

**FRANKLIN COUNTY, OHIO**  
 Property Taxes on a \$100,000  
 Owner-Occupied Home or a Business  
 City of Columbus / Columbus School District  
 December 31, 2014

Table 8

Real estate taxes help finance your school district, your city, village or township, your public library, your parks and zoo, and various County services. In the example below, if your home or business has an appraised value of \$100,000 located in the City of Columbus and the Columbus City School District for tax year 2014, this is how the taxes will be distributed in calendar year 2015.

<u>Tax Recipient</u>	<u>Home</u>	<u>Business</u>
Columbus City Schools	\$ 1,369.71	\$ 1,972.32
Board of Developmental Disabilities	213.76	245.00
Children Services	148.35	175.00
City of Columbus	96.16	109.90
ADAMH Board	67.18	77.00
County General Fund	45.02	51.45
Columbus Public Library	85.75	98.00
Office on Aging	39.70	45.50
Zoological Park	21.30	26.25
Metro Parks	22.90	26.25
Total	<u>\$ 2,109.83</u>	<u>\$ 2,826.67</u>

Source: Franklin County Auditor's Office.

**FRANKLIN COUNTY, OHIO**  
 Property Tax Rates - Direct and Overlapping Governments  
 (Per \$1,000 of Assessed Value)  
 Last Ten Years

Table 9

	2005	2006	2007	2008	2009	2010	2011	2012	2013	2014
<b>County:</b>										
General Fund	\$ 1.47	\$ 1.47	\$ 1.47	\$ 1.47	\$ 1.47	\$ 1.47	\$ 1.47	\$ 1.47	\$ 1.47	\$ 1.47
Children Services	5.05	5.05	5.05	5.05	5.00	5.00	5.00	5.00	5.00	5.00
ADAMH Board	2.20	2.20	2.20	2.20	2.20	2.20	2.20	2.20	2.20	2.20
FCBDD	7.47	7.47	7.47	7.00	7.00	7.00	7.00	7.00	7.00	7.00
Zoological Park	0.75	0.75	0.75	0.75	0.75	0.75	0.75	0.75	0.75	0.75
Office on Aging	0.85	0.85	0.90	0.90	0.90	0.90	0.90	1.30	1.30	1.30
<b>Total County rates</b>	<b>\$ 17.79</b>	<b>\$ 17.79</b>	<b>\$ 17.84</b>	<b>\$ 17.37</b>	<b>\$ 17.32</b>	<b>\$ 17.32</b>	<b>\$ 17.32</b>	<b>\$ 17.72</b>	<b>\$ 17.72</b>	<b>\$ 17.72</b>
<b>School districts:</b>										
Bexley	\$ 108.45	\$ 108.30	\$ 108.25	\$ 108.25	\$ 108.25	\$ 114.75	\$ 113.60	\$ 113.60	\$ 113.60	\$ 113.40
Canal Winchester	61.25	61.25	61.25	62.93	77.75	78.16	79.13	79.45	78.70	78.90
Columbus	66.47	67.65	67.65	75.50	75.50	75.50	75.85	76.15	76.00	76.10
Dublin	72.50	72.50	72.50	72.50	80.40	80.40	80.40	87.34	88.59	88.59
Gahanna-Jefferson	59.24	66.95	65.80	66.78	66.73	66.73	72.10	72.10	72.10	72.61
Grandview Heights	101.28	100.50	100.80	101.10	100.90	105.05	104.15	104.30	104.30	110.30
Groveport-Madison	52.60	52.75	52.81	52.81	56.71	56.66	57.42	57.65	57.60	67.09
Hamilton	55.57	55.15	55.60	55.60	55.90	56.00	56.60	56.30	56.90	56.90
Hilliard	73.14	75.89	75.89	82.79	82.85	82.95	89.35	89.45	89.45	89.55
New Albany-Plain	56.16	65.16	65.10	64.40	66.95	67.15	68.36	75.20	74.99	74.74
Reynoldsburg	59.30	59.30	59.10	65.70	64.90	71.55	71.80	73.10	73.90	74.90
South-Western	64.67	64.55	64.45	65.00	72.45	72.55	73.55	73.25	73.25	73.25
Upper Arlington	95.88	95.88	102.08	102.08	102.08	102.08	102.08	102.08	106.08	106.08
Westerville	67.31	72.50	72.50	73.00	73.00	72.95	73.00	80.10	80.05	80.60
Whitehall	65.33	65.45	65.45	72.42	72.65	72.65	74.25	73.25	73.25	73.80
Worthington	83.23	83.23	83.23	83.14	87.04	88.54	90.04	94.94	95.94	96.94
<b>School districts (out-of-County):</b>										
Jonathan Alder	\$ 38.60	\$ 38.10	\$ 34.90	\$ 38.10	\$ 38.10	\$ 37.60	\$ 37.60	\$ 38.30	\$ 37.60	\$ 37.60
Licking Heights	48.50	48.52	47.07	47.00	46.24	46.22	50.89	50.87	60.31	60.54
Madison-Plains	48.45	48.45	48.45	48.45	48.45	48.45	48.45	48.45	48.45	48.45
Olentangy	62.00	62.00	62.00	70.72	70.72	70.72	78.62	78.62	78.62	78.62
Pickerington	77.05	80.75	80.35	79.85	80.25	80.82	85.90	85.50	84.70	84.70
Teays Valley	31.20	34.10	31.80	31.80	31.80	31.80	31.80	31.80	31.80	31.00
<b>Joint vocational school districts:</b>										
Central Ohio	\$ 0.50	\$ 1.30	\$ 1.30	\$ 1.30	\$ 1.30	\$ 1.30	\$ 1.60	\$ 1.60	\$ 1.60	\$ 1.60
Delaware County	3.20	3.20	3.20	3.20	3.20	3.20	3.20	3.20	3.20	3.20
Eastland	2.00	2.00	2.00	2.00	2.00	2.00	2.00	2.00	2.00	2.00
Licking County	3.00	3.00	3.00	2.50	2.50	2.52	2.54	2.48	2.56	2.54
<b>Corporations:</b>										
Bexley	\$ 7.85	\$ 7.85	\$ 7.85	\$ 7.85	\$ 7.85	\$ 7.85	\$ 7.85	\$ 7.85	\$ 7.85	\$ 7.85
Brice	3.20	3.20	3.20	3.20	3.20	3.20	3.20	3.20	3.20	3.20
Canal Winchester	2.00	2.00	2.00	2.00	2.00	2.00	2.00	2.00	2.00	2.00
Columbus	3.14	3.14	3.14	3.14	3.14	3.14	3.14	3.14	3.14	3.14
Dublin	2.95	2.95	2.95	2.95	2.95	2.95	2.95	2.95	2.95	2.95
Gahanna	2.40	2.40	2.40	2.40	2.40	2.40	2.40	2.40	2.40	2.40

(Continued on next page)

**FRANKLIN COUNTY, OHIO**  
 Property Tax Rates - Direct and Overlapping Governments  
 (Per \$1,000 of Assessed Value)  
 Last Ten Years

Table 9

	2005	2006	2007	2008	2009	2010	2011	2012	2013	2014
Grandview Heights	10.70	10.70	10.70	10.70	10.70	10.95	10.70	10.15	10.15	10.15
Grove City	4.20	3.70	3.50	3.50	3.50	3.50	3.50	3.50	3.50	3.50
Groveport	1.40	1.40	1.40	1.40	1.40	1.40	1.40	1.40	1.40	1.40
Harrisburg	1.00	1.00	1.00	1.00	1.00	1.00	1.00	1.00	1.00	1.00
Hilliard	1.60	1.60	1.60	1.60	1.60	1.60	1.60	1.60	1.60	1.60
Lockbourne	2.50	2.50	2.50	2.50	2.50	2.50	2.50	2.50	2.50	2.50
Marble Cliff	0.35	0.35	0.35	0.35	0.35	0.35	1.00	1.00	1.00	1.00
Minerva Park	16.09	16.09	15.95	15.95	15.95	16.05	16.05	16.05	15.85	15.70
ew Albany	1.94	1.94	1.94	1.94	1.94	1.94	1.94	1.94	1.94	1.94
Obetz	1.70	1.70	1.70	1.70	1.70	1.70	1.70	1.70	1.70	1.70
Pickerington	7.80	7.80	7.80	7.80	7.80	7.80	7.80	7.80	7.80	7.80
Reynoldsburg	0.70	0.70	0.70	0.70	0.70	0.70	0.70	0.70	0.70	0.70
Riverlea	6.50	6.50	6.50	6.50	6.50	7.00	7.00	7.65	7.65	7.65
Upper Arlington	6.74	6.64	6.38	6.46	6.48	6.48	6.48	6.62	6.62	6.58
Urbancrest	0.60	0.60	0.60	0.60	0.60	0.60	0.60	0.60	0.60	0.60
Valleyview	24.53	22.53	22.53	22.53	22.53	22.53	22.53	22.53	22.53	22.53
Westerville	17.97	17.60	17.64	17.70	17.70	20.30	20.30	20.30	20.30	20.30
Whitehall	1.50	1.50	1.50	1.50	1.50	1.50	1.50	1.50	1.50	1.50
Worthington	3.00	5.00	5.00	5.00	5.00	5.00	5.00	5.00	5.00	5.00
Townships:										
Blendon	\$ 25.02	\$ 26.55	\$ 26.51	\$ 26.56	\$ 26.56	\$ 29.10	\$ 29.10	\$ 30.65	\$ 30.65	\$ 32.51
Brown	12.80	12.80	12.80	12.80	12.80	12.80	12.80	12.80	12.80	17.92
Clinton	25.64	31.14	31.14	29.74	29.74	29.74	29.74	29.74	29.74	29.74
Franklin	18.05	21.31	21.31	25.20	25.20	25.20	25.20	25.20	25.20	25.20
Hamilton	15.80	15.80	15.80	15.80	15.80	16.05	16.05	16.05	16.05	16.55
Jackson	20.20	20.20	20.20	20.20	20.20	20.20	20.20	20.20	20.20	23.95
Jefferson	10.21	10.09	9.12	9.17	9.17	9.17	9.17	9.20	12.20	13.20
Madison	21.80	21.80	21.80	21.80	21.80	21.80	21.80	21.80	21.80	21.80
Mifflin	22.80	22.80	22.80	26.80	24.80	24.80	37.40	37.40	37.40	37.40
Norwich	21.60	21.60	21.60	21.60	21.60	21.60	21.60	21.60	25.72	25.72
Perry	18.40	21.20	21.20	18.10	18.10	18.10	18.10	21.60	21.60	21.60
Plain	13.27	13.15	12.85	15.35	15.35	15.35	15.35	15.35	15.35	15.35
Pleasant	18.70	18.70	18.70	18.70	21.20	21.20	21.20	21.20	21.20	21.20
Prairie	14.20	18.20	18.20	18.20	18.20	18.20	18.20	18.20	18.20	18.20
Sharon	23.50	23.50	23.50	23.50	23.50	23.50	23.50	23.50	23.50	23.50
Truro	16.65	16.65	16.65	16.65	16.65	16.65	16.60	20.50	20.50	20.50
Washington	19.99	19.95	14.47	14.48	14.48	15.45	15.45	15.45	15.45	15.45
Other units:										
Bexley Public Library	\$ -	\$ -	\$ -	\$ -	\$ 1.50	\$ 1.50	\$ 1.50	\$ 1.50	\$ 2.80	\$ 2.80
Columbus Metropolitan Library	2.20	2.20	2.20	2.20	2.20	2.80	2.80	2.80	2.80	2.80
Grandview Heights Public Library	4.70	4.70	4.70	4.70	4.70	4.70	4.70	4.70	4.70	4.70
Delaware County District Library	0.08	0.07	0.06	0.04	1.03	1.00	1.00	1.00	1.00	1.00
Metropolitan Park District	0.65	0.65	0.65	0.65	0.65	0.75	0.75	0.75	0.75	0.75
New Albany-Plain Park District	1.72	1.72	1.69	1.69	1.69	1.69	1.79	1.79	1.59	1.59
Pickerington Public Library	-	-	-	-	0.75	0.75	0.75	0.75	0.75	0.75
Plain City Public Library	-	-	-	-	0.75	0.75	0.75	0.75	0.75	0.75
Southwest Public Library	-	-	-	-	-	1.00	1.00	1.00	1.00	1.00
Upper Arlington Public Library	2.00	2.00	2.00	2.00	2.00	2.00	2.00	2.00	2.00	2.00
Westerville Public Library	0.80	0.80	0.80	0.80	0.80	0.80	2.00	2.00	2.00	2.00
Worthington Public Library	4.80	4.80	4.80	4.80	4.80	4.80	4.80	4.80	4.80	4.80

Source: Franklin County Auditor's Office.

**FRANKLIN COUNTY, OHIO**  
Principal Property Taxpayers  
As of December 31, 2014 and December 31, 2005  
(Amounts in 000's)

Table 10

- 14 -

2014					2005				
Taxpayer	Assessed Valuation	Rank	Percent of Total	Rank in 2005	Taxpayer	Assessed Valuation	Rank	Percent of Total	
Public utilities:					Public utilities:				
Ohio Power Company	\$ 562,867	1	2.14%	-	Columbus Southern Power Company	\$ 428,774	1	1.52%	
Columbia Gas of Ohio Inc.	102,214	2	0.39%	3	Ohio Bell Telephone Company	145,504	2	0.52%	
AEP Ohio Transmission	78,620	3	0.30%	-	Columbia Gas of Ohio Inc. New Par	60,604 41,789	3 4	0.22% 0.15%	
Real estate:					Real estate:				
Nationwide Mutual Insurance Company	77,935	1	0.30%	1	Nationwide Mutual Insurance Company	96,639	1	0.34%	
Distribution Land Corp	64,974	2	0.25%	3	Huntington Center Associates	58,100	2	0.21%	
GLP Capital LP	55,937	3	0.21%	-	Distribution Land Corporation	54,769	3	0.19%	
LSREF3 Bravo LLC	46,980	4	0.18%	-	Duke Realty LP	52,021	4	0.18%	
Huntington Center	39,221	5	0.15%	2	New Albany Company	47,365	5	0.17%	
American Homes for Rent	25,625	6	0.10%	-	M/I Homes of Central Ohio	32,067	6	0.11%	
BRE/COH OH LLC	23,214	7	0.09%	-	OhioHelath Corp	28,610	7	0.10%	
Battelle Memorial	21,530	8	0.08%	-	Capital South Comm Urban	27,352	8	0.10%	
Leslie H. Wexner	19,567	9	0.07%	-	American Electric Power	26,351	9	0.09%	
Huntington National Bank	18,868	10	0.07%	-	Eastrich No. 167 Corporation	26,086	10	0.09%	
All others	<u>25,221,131</u>		<u>95.67%</u>		All others	<u>27,035,064</u>		<u>96.01%</u>	
Total	<u><u>\$ 26,358,683</u></u>		<u><u>100.00%</u></u>		Total	<u><u>\$ 28,161,095</u></u>		<u><u>100.00%</u></u>	

Source: Franklin County Auditor's Office.



**FRANKLIN COUNTY, OHIO**

Property Tax Levies and Collections

Last Ten Years

(Amounts in 000's)

Table 11

Fiscal Year	Equalized Tax Levy <sup>1</sup>	Current Tax Collections <sup>2</sup>	Percent of Levy Collected	Delinquent Tax Collections	Total Tax Collections <sup>3</sup>	Percent of Total Collections to Levy	Outstanding Delinquent Taxes	Outstanding Delinquent Taxes to Levy
2005	\$ 380,805	\$ 358,907	94.2%	\$ 13,005	\$ 371,912	97.7%	\$ 25,711	6.8%
2006	389,647	362,824	93.1%	14,908	377,732	96.9%	29,600	7.6%
2007	412,301	379,278	92.0%	15,568	394,846	95.8%	31,988	7.8%
2008	416,640	374,242	89.8%	14,927	389,169	93.4%	42,040	10.1%
2009	447,022	398,990	89.3%	16,473	415,463	92.9%	44,455	9.9%
2010	474,325	428,864	90.4%	16,288	445,152	93.8%	40,464	8.5%
2011	474,268	424,455	89.5%	14,977	439,432	92.7%	42,435	8.9%
2012	462,164	409,672	88.6%	15,138	424,810	91.9%	40,221	8.7%
2013	487,303	436,322	89.5%	16,188	452,510	92.9%	36,098	7.4%
2014	462,852	434,540	93.9%	15,628	450,168	97.3%	30,821	6.7%

Source: Franklin County Auditor's Office.

Notes: <sup>1</sup>Levy before adjustment for exempt valuation.

<sup>2</sup>Current tax collections include state reimbursement for homestead/roll-back.

<sup>3</sup>Total tax collections include state reimbursement for homestead/roll-back.

**FRANKLIN COUNTY, OHIO**  
 Property Tax Levies - Voted and Unvoted  
 (Per \$1,000 of Assessed Value)  
 As of December 31, 2014 and December 31, 2005

	2014					
	Full Tax Rate	Effective Rate Res/Agr	Effective Rate Com/Ind	Year of Election	Beginning Year of Collectio	Final Year of Collection
General Fund	\$ 1.47	\$ 1.470000	\$ 1.470000	Unvoted		
Children Services	1.90	1.752902	1.900000	2014	2015	2023
Children Services	3.10	3.091059	3.100000	2009	2010	2019
ADAMH Board	2.20	2.193655	2.200000	2005	2007	2016
Board of Developmental Disabilities	3.50	3.489906	3.500000	2011	2013	2018
Board of Developmental Disabilities	3.50	3.489906	3.500000	2008	2009	IND
Zoological Park	0.75	0.695550	0.750000	2004	2006	2015
Office on Aging	1.30	1.296250	1.300000	2012	2013	2017
Total	<u>\$ 17.72</u>	<u>\$ 17.479228</u>	<u>\$ 17.720000</u>			
	2005					
	Full Tax Rate	Effective Rate Res/Agr	Effective Rate Com/Ind	Year of Election	Beginning Year of Collection	Final Year of Collection
General Fund	\$ 1.47	\$ 1.470000	\$ 1.470000	Unvoted		
Children Services	1.90	1.612368	1.825979	2004	2005	2014
Children Services	3.15	2.020176	2.636014	1999	2000	2009
ADAMH Board	2.20	1.278864	1.770900	1996	1997	2006
Board of Developmental Disabilities	1.00	0.246493	0.406425	1977	1978	IND <sup>2</sup>
Board of Developmental Disabilities	0.65	0.232448	0.365500	1982	1983	IND <sup>2</sup>
Board of Developmental Disabilities	3.50	2.608298	3.205573	2002	2003	2012
Board of Developmental Disabilities	2.32	1.480310	1.928966	1998	1999	2008
Zoological Park	0.75	0.639786	0.720781	2004	2006	2015
Office on Aging	0.85	0.633443	0.778496	2002	2003	2007
Total	<u>\$ 17.79</u>	<u>\$ 12.222186</u>	<u>\$ 15.108634</u>			

Source: Franklin County Auditor's Office

Notes: <sup>1</sup>Tax rates displayed are for tax years 2014 and 2005, to be collected in 2015 and 2006 respectively.

<sup>2</sup>While authority exists to collect this levy because the levy was voted as a continuing levy, the County has opted to discontinue collection of this levy due to the passage of the 2008 FCBDD levy.

**FRANKLIN COUNTY, OHIO**  
**Other Major General Fund Revenue Sources**  
 Last Ten Years  
 (Amounts in 000's)

Table 13

County sales tax:

The County imposes a one-half percent sales tax effective September 1, 1985, an additional permanent one-fourth percent effective October 1, 2005 and an additional permanent one-fourth percent effective January 1, 2014. A temporary one-fourth percent sales tax became effective October 1, 2005, and expired December 31, 2007. A temporary one-fourth percent sales tax became effective January 1, 2014 and expires December 31, 2018. The sales tax may be repealed if a majority of voters approve the repeal at a general election. The question of repeal must be placed on the ballot by a petition signed by qualified voters equal in number to 10% of those voting for governor in the last gubernatorial election. No such petition has been filed with the County Board of Elections.

Local Government fund:

The Ohio local government fund was created by statute and is comprised of designated state revenues, which are distributed to each county and then allocated among the county and cities, villages and townships in the county on the basis of statutory formulas.

The following table shows sales taxes and local government fund revenue for the County:

<u>Fiscal Fiscal Year</u>	<u>Sales Tax</u>	<u>Local Government Fund</u>
2005	\$ 105,886	\$ 27,184
2006	175,343	27,184
2007	177,398	24,223
2008	130,723	26,383
2009	124,249	22,229
2010	130,876	23,600
2011	138,479	20,661
2012	148,245	11,491
2013	155,758	
2014	272,497	11,372

Source: Franklin County Auditor's Office.

**FRANKLIN COUNTY, OHIO**  
Ratios of Outstanding Debt by Type  
Last Ten Years  
(Amounts in 000's, Except Per Capita)

Table 14

Fiscal Year	Governmental Activities							Business-type Activities			Total Primary Government	Personal Income			Debt Per Capita
	General Obligation Bonds	General Obligation Notes	Special Obligation Bonds	Special Obligation Notes	Loans	Capital Leases	Total	Bonds	Loans	Total		Total <sup>1</sup>	Percentage	Population <sup>2</sup>	
2005	\$ 131,490	\$ -	\$ -	\$ -	\$ 2,014	\$ 936	\$ 134,440	\$ 5,705	\$ 5,435	\$ 11,140	\$ 145,580	\$ 39,800,000	0.37%	1,144,820	\$ 127.16
2006	122,805	-	-	-	2,416	579	125,800	4,950	6,752	11,702	137,502	41,582,000	0.33%	1,153,926	119.16
2007	239,925	-	27,500	15,000	2,468	1,669	286,562	3,880	6,683	10,563	297,125	43,699,000	0.68%	1,160,300	256.08
2008	229,835	-	27,500	15,000	4,761	1,409	278,505	2,770	6,426	9,196	287,701	46,108,000	0.62%	1,164,725	247.01
2009	238,820	22,600	27,500	15,000	5,996	1,175	311,091	1,895	6,443	8,338	319,429	46,720,000	0.68%	1,167,641	273.57
2010	279,805	-	26,865	12,000	5,635	890	325,195	9,740	6,519	16,259	341,454	48,999,000	0.70%	1,173,158	291.06
2011	266,560	-	26,195	12,000	7,368	23,179	335,302	8,770	8,459	17,229	352,531	47,832,000	0.74%	1,168,018	301.82
2012	254,660	-	25,495	10,000	10,428	24,626	325,209	8,770	8,266	17,036	342,245	48,714,000	0.70%	1,174,435	291.41
2013	288,955	8,527	24,755	8,000	11,550	24,055	365,842	8,770	11,318	20,088	385,930	49,947,000	0.77%	1,183,593	326.07
2014	290,158	8,009	23,980	6,000	4,188	23,409	355,744	8,862	11,438	20,300	376,044	54,675,000	0.69%	1,192,653	315.30

Source: Franklin County Auditor's Office.

Notes: <sup>1</sup> Estimated based on information provided by Woods & Poole Economics.

<sup>2</sup> Estimates by Mid-Ohio Regional Planning Commission.

**FRANKLIN COUNTY, OHIO**  
Ratios of General Bonded Debt Outstanding  
Last Ten Years  
(Amounts in 000's)

Table 15

Tax Year	Population <sup>1,2</sup>	Assessed Value	Gross Bonded Debt <sup>3</sup>	Less Assigned Debt Service Funds <sup>4</sup>	Less Debt Supported by Non-Tax Revenues <sup>5</sup>	Net General Bonded Debt	Ratio of Net General Bonded Debt to Assessed Value	Net General Bonded Debt per Capita <sup>2</sup>
2005	1,144,820	\$ 28,168,095	\$ 137,195	\$ 30	\$ 8,880	\$ 128,285	0.455%	\$ 112.06
2006	1,153,926	28,303,349	127,755	41	7,925	119,789	0.423%	103.81
2007	1,160,300	28,030,794	271,305	33	34,145	237,127	0.846%	204.37
2008	1,164,725	27,999,978	260,105	-	32,825	227,280	0.812%	195.14
2009	1,167,641	28,096,506	290,815	2	31,725	259,088	0.922%	221.89
2010	1,173,158	27,984,334	323,000	-	48,010	274,990	0.983%	234.40
2011	1,168,018	26,303,009	301,525	-	44,995	256,530	0.975%	219.63
2012	1,174,835	26,124,038	299,239	-	42,840	256,399	0.981%	218.24
2013	1,183,593	26,160,709	322,480	-	40,570	281,910	1.078%	238.18
2014	1,192,653	26,358,683	323,000	-	37,910	285,090	1.082%	239.04

- 519 -

Sources:

<sup>1</sup> Estimates by Mid-Ohio Regional Planning Commission.

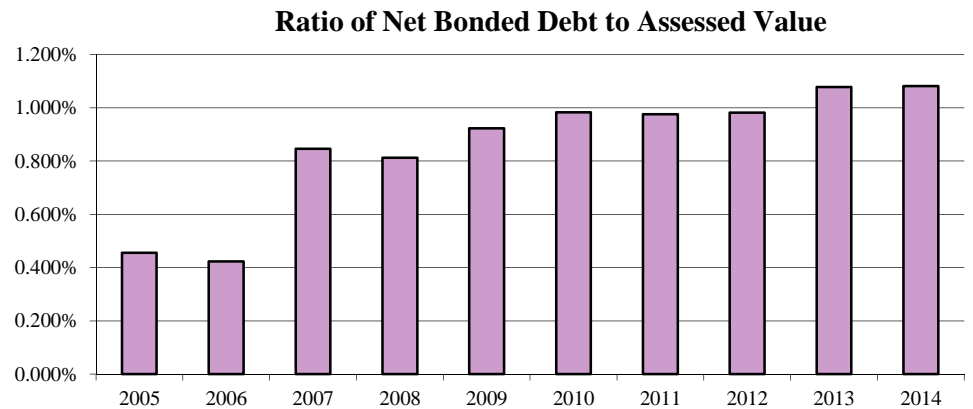
<sup>2</sup> Population and Net Bonded Debt per Capita amounts are not in thousands.

<sup>3</sup> Gross Bonded Debt and is calculated as follows for 2014:

General obligation bonds	\$ 290,158
Special obligation bonds	23,980
Bonds supported by enterprise revenues	8,862
	<u>\$ 323,000</u>

<sup>4</sup> Resources available in the general obligation debt service fund to pay principal of outstanding debt.

<sup>5</sup> Includes bonds supported by enterprise revenues, leases, and special obligations payable from non-tax revenues.



**FRANKLIN COUNTY, OHIO**

Computation of Legal Debt Margin  
Last Ten Years  
(Amounts in 000's)

	2005	2006	2007	2008	2009	2010	2011	2012	2013	2014
Total assessed property value	\$ 28,168,095	\$ 28,303,349	\$ 28,030,794	\$ 27,999,978	\$ 28,096,506	\$ 27,984,334	\$ 26,303,009	\$ 26,124,038	\$ 26,160,709	\$ 26,358,683
Total debt limit:										
Debt limit of assessed value <sup>1</sup>	\$ 702,702	\$ 706,084	\$ 699,270	\$ 698,499	\$ 700,913	\$ 698,108	\$ 656,075	\$ 651,601	\$ 652,518	\$ 657,467
Amount of debt applicable to limit:										
General obligation bonds and notes	90,205	85,750	202,140	196,265	210,120	230,395	222,490	213,695	251,245	240,085
Less amount available in debt service fund	(30)	(41)	(33)	-	(2)	-	-	-	-	-
Amount of debt subject to limit	90,175	85,709	202,107	196,265	210,118	230,395	222,490	213,695	251,245	240,085
Legal debt margin	\$ 612,527	\$ 620,375	\$ 497,163	\$ 502,234	\$ 490,795	\$ 467,713	\$ 433,585	\$ 437,906	\$ 401,273	\$ 417,382
Legal debt margin as a percentage of the debt limit	87.17%	87.86%	71.10%	71.90%	70.02%	67.00%	66.09%	67.20%	61.50%	63.48%
Unvoted debt limit:										
Unvoted debt limit of assessed value <sup>2</sup>	\$ 281,681	\$ 283,033	\$ 280,308	\$ 280,000	\$ 280,965	\$ 279,843	\$ 263,030	\$ 261,240	\$ 261,607	\$ 263,587
Amount of debt subject to limit	90,175	85,709	202,107	196,265	210,118	230,395	222,490	213,695	251,245	240,085
Unvoted legal debt margin	\$ 191,506	\$ 197,324	\$ 78,201	\$ 83,735	\$ 70,847	\$ 49,448	\$ 40,540	\$ 47,545	\$ 10,362	\$ 23,502
Unvoted legal debt margin as a percentage of the unvoted debt limit	67.99%	69.72%	27.90%	29.91%	25.22%	17.67%	15.41%	18.20%	3.96%	8.92%

Notes: <sup>1</sup> Debt limit is a total of a sum equal to three percent of the first \$100,000,000 of the assessed valuation plus one and one-half percent of such valuation in excess of \$100,000,000 and not in excess of \$300,000,000 plus two and one-half percent of such valuation in excess of \$300,000,000.

<sup>2</sup> Debt limit is one percent of total assessed valuation.

General obligation bonds, notes and loans subject to debt limit calculations:

Governmental activities:

General obligation bonds	\$ 271,180
General obligation notes	8,009
Taxable special obligation bonds	23,980
Taxable special obligation notes	6,000
Loans	4,188
	<u>313,357</u>

Business-type activities:

General obligation bonds	8,510
Loans	11,438
	<u>19,948</u>

Total outstanding debt

333,305

Exemptions:

Self-supported debt	50,923
Used for jail construction or renovation	1,135
Used for construction of solid waste facilities	4,425
Used for energy conservation measures	27,744
Used for road or bridge construction	8,993
Total exemptions	<u>93,220</u>

Net debt

\$ 240,085

**FRANKLIN COUNTY, OHIO**  
 Outstanding Debt  
 As of December 31, 2013 and December 31, 2004  
 (Amounts in 000's)

Table 17

	2014		2005
Total debt outstanding:	\$ 333,305	Total debt outstanding:	\$ 144,644
Exempt debt:		Exempt debt:	
Series 2005 road improvements	615	General bond retirement unreserved fund balance	30
Series 2005 refunding <sup>1</sup>	6,555	Road and bridge construction	7,014
Series 2007 road improvements	1,830	Used for jail construction or renovation	17,490
Series 2007 stadium facility project bonds	23,980	Solid waste authority facilities	
Series 2010 sanitary sewer	1,720	Voting machines	495
Series 2012 stadium facility project notes	6,000	Other self supporting debt	15,310
Series 2013 energy conservation notes	8,009	Governmental activity - OPWC loans	2,014
Series 2014 energy conservation	19,735	Business-type activity - OPWC/OWDA loans	<u>5,435</u>
Series 2014 road improvements	2,360		
Series 2014 sanitary sewer	6,790		
Governmental activities - OPWC loans	4,188		
Business-type activities - OPWC/OWDA/ODOT loans	<u>11,438</u>		
Total exempt debt	<u>93,220</u>	Total exempt debt	<u>61,918</u>
Total non-exempt debt <sup>2</sup>	<u>\$ 240,085</u>	Total non-exempt debt	<u>\$ 82,726</u>

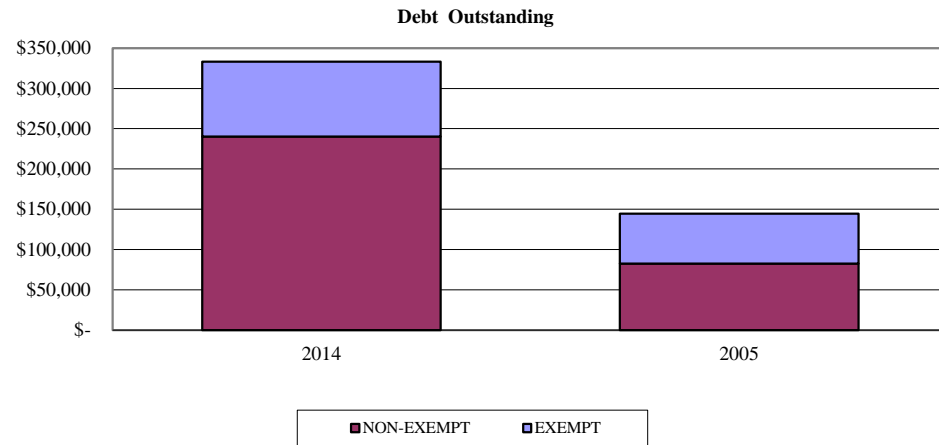
Source: Franklin County Auditor's Office.

Notes:

<sup>1</sup>Exempt portion of series 2005 refunding bonds includes:

Solid Waste Authority	\$	4,425
Corrections center		1,135
Maryhaven facility		995
	<u>\$</u>	<u>6,555</u>

<sup>2</sup>All of the County's outstanding non-exempt debt is in the form of bonds.



**FRANKLIN COUNTY, OHIO**  
 Computation of Direct and Overlapping Debt  
 As of December 31, 2014  
 (Amounts in 000's)

Table 18

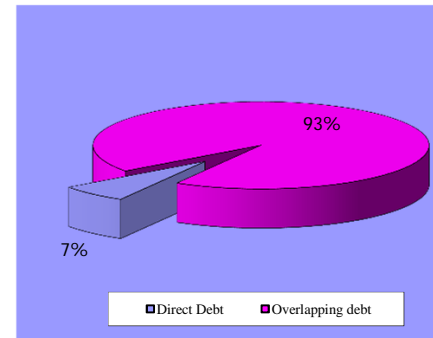
Political Subdivision <sup>4</sup>	Debt Outstanding	Estimated Percentage Applicable <sup>1</sup>	Estimated Share of Overlapping Debt <sup>1</sup>
Direct debt:			
Franklin County	\$ 355,744	100.0%	\$ 355,744
Entities wholly within County:			
Cities	206,205	100.0%	206,205
Villages	11,083	100.0%	11,083
Townships	16,078	100.0%	16,078
School districts	691,390	100.0%	691,390
Other	87,045	100.0%	87,045
Entities partially within County:			
Cities	3,431,950	91.5%	3,140,366
Villages	-	97.4%	-
Townships	1,550	84.5%	1,309
School districts	1,313,858	58.2%	764,876
Special district	119,414	79.2%	94,556
Total overlapping debt	<u>5,878,573</u>		<u>5,012,908</u>
Total direct and overlapping debt	<u>\$ 6,234,317</u>		<u>\$ 5,368,652</u>

Source: Debt schedules submitted by political subdivisions to the Franklin County Budget Commission and Settlement Division and the Ohio Municipal Advisory Council.

Note: <sup>1</sup>Some political subdivisions are not wholly located within the legal boundaries of Franklin County. For those entities, the amount applicable to Franklin County is determined by dividing the assessed valuation of the Franklin County portion of the subdivision by the total assessed valuation. 2014 tax year valuations were used. Major entities partially within Franklin County include the cities of Columbus, Dublin, Pickerington, Reynoldsburg, and Westerville.

<sup>2</sup>Direct debt of Franklin County includes the following:

Governmental activities:	
General obligation bonds	\$ 290,158
General obligation notes	8,009
Special obligation bonds	23,980
Special obligation notes	6,000
Special obligation loans	4,188
Capital leases	23,409
	<u>\$ 355,744</u>





**FRANKLIN COUNTY, OHIO**  
Pledged Revenue Coverage for Special Obligations  
Last Ten Years  
(Amounts in 000's)

Table 19

Tax Year	Licenses and Permits	Fees and Charges for Services	Fines and Forfeitures	Investment Income	Other Revenues	Sales of Capital Assets	Net Available Revenue	Debt Service		Coverage
								Principal <sup>1</sup>	Interest	
2005	\$ 694	\$ 53,810	\$ 868	\$ 16,799	\$ 3,572	\$ 70	\$ 75,813	\$ -	\$ -	-
2006	558	50,602	790	35,032	10,570	76	97,628	-	-	-
2007	468	48,469	729	50,601	3,417	3	103,687	-	135	768.1
2008	455	48,019	598	43,286	4,308	105	96,771	-	2,035	47.6
2009	402	43,406	1,655	15,550	3,679	115	64,807	-	2,131	30.4
2010	445	49,903	1,356	16,508	5,516	69	73,797	3,635	1,969	13.2
2011	403	52,185	1,265	13,783	4,877	13	72,526	670	1,605	31.9
2012	378	54,588	1,079	9,220	4,054	10	69,329	2,700	1,570	16.2
2013	397	53,561	1,194	2,098	2,949	22	60,221	2,740	1,489	14.2
2014	496	57,069	999	8,494	2,600	29	69,687	2,775	1,431	16.6

Source: Franklin County Auditor's Office.

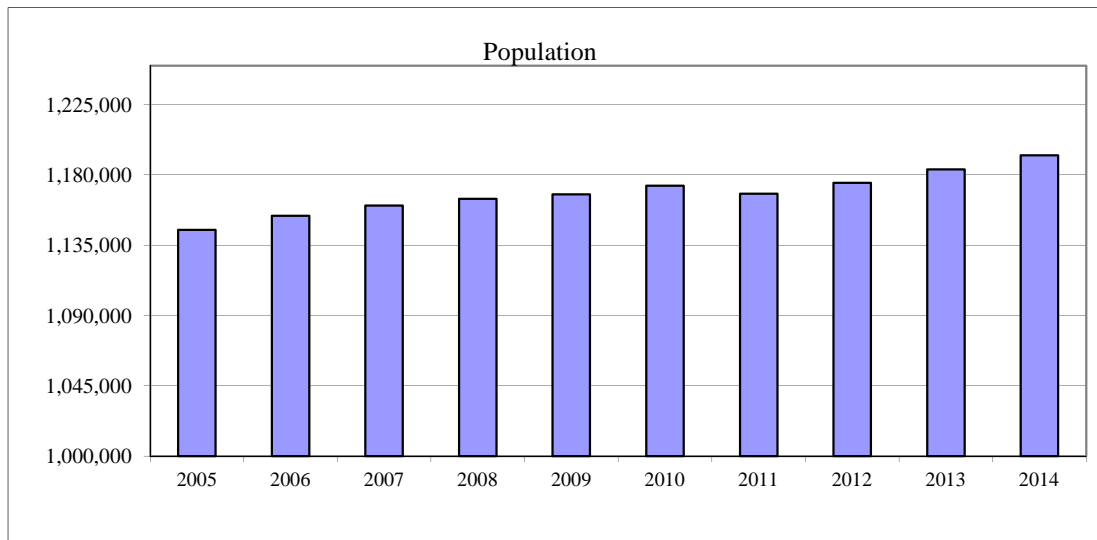
Note: The County issued \$6,000,000 taxable special obligation notes in 2014 for the purpose of retiring previously issued notes used to pay a portion of the cost of acquiring, constructing, installing, and equipping a county park and recreation facility, including a baseball stadium. The special obligation bonds and notes do not represent general obligation debt or a pledge of the full faith and credit or taxing power of the County. The special obligations are payable solely from, and secured by, a pledge of project revenues and the above non-tax General Fund revenues of the County. As of December 31, 2014, \$23,980,000 of the bonds and \$6,000,000 of the notes remain outstanding.

<sup>1</sup> Does not include principal payments due to refinancing of bond anticipation notes.

**FRANKLIN COUNTY, OHIO**  
Demographic and Economic Statistics  
Last Ten Years

Table 20

Year	Demographics				Average Unemployment Rates <sup>4</sup>		
	Population <sup>1</sup>	Per Capita Income <sup>2</sup>	Median Age <sup>2</sup>	K-12 School Enrollment <sup>3</sup>	Franklin County	State of Ohio	United States
2005	1,144,820	\$ 36,135	34.1	207,702	5.2%	5.9%	5.1%
2006	1,153,926	37,492	34.2	208,154	4.7%	5.5%	4.6%
2007	1,160,300	39,083	34.2	207,859	4.7%	5.6%	4.6%
2008	1,164,725	40,009	34.4	208,115	5.5%	6.5%	5.8%
2009	1,167,641	41,077	34.6	201,833	8.3%	11.8%	10.6%
2010	1,173,158	39,473	33.6	201,738	8.5%	10.1%	9.8%
2011	1,168,018	40,609	33.4	193,476	7.6%	7.6%	8.3%
2012	1,174,835	40,981	33.6	202,388	6.1%	7.2%	8.1%
2013	1,183,593	41,666	33.6	220,998	6.2%	7.4%	7.4%
2014	1,192,653	44,723	33.9	220,998	4.8%	5.7%	6.2%



Source: <sup>1</sup> Estimates by Mid-Ohio Regional Planning Commission.  
<sup>2</sup> 2014 Projections provided by Woods & Poole Economics Inc.  
<sup>3</sup> Ohio Department of Education, Division of Information Management Services.  
<sup>4</sup> Ohio Department of Job and Family Services, Ohio Labor Market Information.

**FRANKLIN COUNTY, OHIO**  
Principal Employers  
As of December 31, 2014 and December 31, 2005

Table 21

Employer	Principal Business	2014			
		Number of Employee	Rank	Percentage of Total Employment	Rank in 2005
The Ohio State University	Education	28,710	1	4.59%	2
State of Ohio	Government	23,692	2	3.79%	1
JPMorgan Chase & Co.	Finance	20,475	3	3.28%	3
Ohio Health	Health Care	19,652	4	3.14%	6
Nationwide Mutual Insurance Co.	Finance	12,433	5	1.99%	4
Kroger Co.	Retail	11,068	6	1.77%	-
Mount Carmel Health System	Health Care	8,362	7	1.34%	-
Nationwide Children's Hospital	Health Care	8,243	8	1.32%	-
Columbus City Schools	Education	8,195	9	1.31%	7
Honda North America Inc.	Manufacturing	7,900	10	1.26%	-
<b>Total principal employers</b>		<b>148,730</b>		<b>23.79%</b>	
<b>Total employment within the County</b>		<b>625,000</b>		<b>100.00%</b>	

Employer	Principal Business	2005			
		Number of Employees	Rank	Percentage of Total Employment	Rank in 2014
State of Ohio	Government	30,009	1	5.19%	2
The Ohio State University	Education	18,763	2	3.25%	1
JPMorgan Chase & Co.	Finance	13,707	3	2.37%	3
Nationwide	Finance	11,002	4	1.90%	5
United States Government	Government	10,365	5	1.79%	-
Ohio Health	Health Care	9,038	6	1.56%	4
Columbus Public Schools	Education	7,905	7	1.37%	9
City of Columbus	Government	7,890	8	1.36%	-
Limited Brands	Trade	7,200	9	1.25%	-
Franklin County	Government	6,131	10	1.06%	-
<b>Total principal employers</b>		<b>122,010</b>		<b>21.10%</b>	
<b>Total employment within the County</b>		<b>578,100</b>		<b>100.00%</b>	

Source: Business First, Book of Lists, 2014 and 2015. Franklin County adjusted to reflect reporting entity.

**FRANKLIN COUNTY, OHIO**  
County Government Employees by Function/Activity  
Last Ten Years

Table 22

	2005	2006	2007	2008	2009	2010	2011	2012	2013	2014
General government:										
Commissioners	25.5	23.5	23.0	25.5	26.5	29.0	25.5	28.0	28.5	28.5
Purchasing	14.0	13.0	15.0	16.0	17.0	18.0	16.0	17.0	17.0	17.0
Public facilities management	215.5	209.5	235.5	218.5	216.5	227.5	226.5	211.5	210.5	213.0
Fleet management	8.0	8.0	7.0	7.0	8.0	8.0	8.0	8.0	9.0	9.0
Human resources	20.0	21.0	23.0	24.0	28.0	25.0	24.5	24.5	22.0	22.0
Auditor	115.0	114.0	117.0	117.0	119.5	114.5	114.0	118.5	129.0	132.0
Data center	64.5	65.5	66.5	65.5	65.5	66.5	65.5	62.5	63.0	63.0
Recorder	58.0	58.0	59.0	59.0	57.0	50.5	47.0	44.0	49.0	50.0
Treasurer	47.0	46.0	44.5	47.0	46.5	46.0	48.5	48.5	47.5	47.0
Board of elections	95.5	51.0	51.0	50.0	65.0	64.0	64.5	64.5	62.0	63.0
Clerk of courts	227.0	222.0	224.5	224.5	225.0	216.5	213.0	203.0	201.5	205.0
Judicial:										
Prosecuting attorney	193.5	199.5	195.5	202.0	200.5	189.5	180.0	178.0	191.5	184.0
Public defender	141.5	140.0	140.0	142.5	147.0	146.5	140.5	144.5	145.0	143.5
Court of appeals	38.0	39.0	39.0	40.0	40.0	36.0	39.0	37.0	40.0	37.0
Common pleas court <sup>1</sup>	285.0	212.5	223.5	231.0	230.0	232.0	229.5	228.0	229.5	227.5
Domestic and juvenile court	358.0	353.0	355.5	371.5	365.5	346.5	340.5	338.5	339.5	333.5
Probate court	49.5	50.5	48.5	48.0	50.0	49.0	52.0	53.0	56.5	54.5
Municipal court <sup>2</sup>	20.0	20.0	22.5	23.5	24.5	25.0	24.0	23.0	24.5	24.5
Law library	-	-	-	-	-	6.5	5.5	3.0	5.0	4.0
Public safety:										
Coroner	27.0	28.5	29.5	28.0	30.0	30.5	29.5	29.5	27.5	27.5
Sheriff	839.5	834.0	839.5	869.5	866.0	861.5	817.5	779.5	827.5	831.5
Emergency management agency	7.0	8.5	6.5	9.0	10.5	9.5	10.0	12.5	12.0	10.5
Animal care and control	54.5	55.5	52.5	61.5	60.0	56.5	56.5	55.5	57.0	57.5
Homeland security and justice programs unit	5.0	4.5	2.0	5.5	8.0	9.0	8.0	6.0	6.0	6.0
Human services:										
Veterans service commission	17.5	19.5	20.5	19.5	20.5	19.5	21.5	22.5	22.5	22.5
Office on aging	75.0	73.0	76.0	85.0	87.0	86.0	85.0	80.0	84.0	85.0
Job and family services	616.5	616.0	644.0	650.5	621.0	618.5	565.5	588.0	564.5	576.0
Children services	717.0	710.0	699.0	692.5	682.5	714.5	708.0	692.5	719.5	716.0
Child support enforcement agency	274.0	258.0	257.0	261.0	270.0	267.0	246.0	238.0	250.0	250.0
Health:										
FCBDD	1,251.5	1,299.5	1,263.0	1,266.5	1,296.5	1,275.5	1,230.5	1,164.0	1,160.0	1,127.5
ADAMH board	59.0	54.0	58.0	58.0	53.5	47.5	45.5	46.0	44.0	46.5
Public works:										
Engineer	178.0	180.5	175.0	186.5	179.0	182.0	186.0	184.5	184.5	182.0
Community and economic development:										
Economic development and planning	14.0	15.0	19.0	20.0	20.0	21.5	20.5	21.5	17.5	18.5
Water and sewer operations:										
Sanitary engineer	12.0	11.0	15.0	15.0	14.0	15.0	17.0	12.0	13.0	13.0
Parking facilities operations:										
Public facilities management	8.0	8.5	8.5	7.5	8.5	9.0	9.0	8.0	8.0	8.0
<b>Total</b>	<b>6,131.0</b>	<b>6,022.0</b>	<b>6,055.5</b>	<b>6,148.0</b>	<b>6,159.0</b>	<b>6,119.5</b>	<b>5,920.0</b>	<b>5,775.0</b>	<b>5,868.0</b>	<b>5,836.0</b>

Source: Franklin County Auditor's Office.

Method: 1.0 for each full time and .5 for each part-time employee. Includes 5,616 full-time employees and 220 full-time equivalents for part-time employees as of 12/31/2014.

Notes: <sup>1</sup> Total employment declined from 2005 to 2006 due to CBCF becoming independent from Common Pleas Court.

<sup>2</sup> The County pays a portion of the salaries for judges and magistrates; in general, municipal court employees are paid by the City of Columbus.

**FRANKLIN COUNTY, OHIO**  
 Operating Indicators and Capital Asset Statistics  
 Last Ten Years

Table 23

	2005	2006	2007	2008	2009	2010	2011	2012	2013	2014
General government:										
Commissioners:										
Number of resolutions presented	1,060	969	1,117	1,078	1,022	989	928	894	962	913
Purchasing:										
Number of purchase orders issued	9,832	8,725	8,251	8,168	7,981	8,441	8,483	8,089	7,947	7,368
Public facilities management:										
Number of buildings maintained										
County owned	22	22	22	22	24	24	21	22	20	28
Non-county owned	8	8	10	10	10	10	9	8	8	14
Fleet management:										
Number of titled vehicles	382	398	374	336	350	345	342	352	369	371
Human resources:										
Number of workers compensation claims filed	387	393	410	394	411	462	357	303	281	257
Auditor:										
Real estate										
Number of parcels on file	408,694	416,875	425,429	433,051	435,356	437,762	440,240	442,378	443,851	445,854
Fiscal services										
Number of payment requests processed	382,403	395,030	397,216	403,001	401,461	395,350	412,809	361,806	346,715	352,647
Data center:										
Number of users supported	4,237	3,497	3,557	3,582	3,634	3,654	3,654	3,654	3,692	3,692
Recorder:										
Number of deeds recorded	57,458	54,570	48,596	42,449	39,021	39,962	37,201	42,690	48,289	46,907
Number of mortgages recorded	93,601	80,445	64,223	47,634	51,174	48,954	45,289	55,813	57,120	42,036
Board of elections:										
Number of registered voters	736,789	766,652	776,785	846,343	842,186	811,831	755,410	809,374	794,288	803,863
Number of voters last general election	217,725	385,863	184,922	564,971	264,406	388,698	336,526	574,610	156,561	199,146
Percentage of registered voters that voted	29.6%	50.3%	23.8%	66.8%	31.4%	47.9%	44.8%	71.0%	19.8%	37.2%
Clerk of courts:										
Number of titles processed	654,465	637,265	633,436	610,592	569,288	527,157	493,820	517,584	548,939	586,811
Judicial:										
Prosecuting attorney:										
Number of criminal cases set for trial	33,482	35,322	38,765	39,107	38,239	37,097	40,188	46,745	39,029	38,084
Number of civil cases opened	595	625	619	580	605	519	707	664	619	640
Public defender:										
Number of cases filed	66,570	67,275	68,786	64,396	61,709	66,173	81,023	59,553	58,225	54,038
Court of appeals:										
Number of cases filed	1,374	1,306	1,085	1,128	1,217	1,208	1,159	1,093	1,099	1,068
Common pleas court:										
Number of civil cases filed	14,891	56,489	53,437	67,956	74,397	72,211	73,291	67,879	76,646	78,073
Number of criminal cases filed	8,874	11,578	10,771	10,553	9,329	9,123	8,524	8,284	8,541	8,198
Number of court rooms	17	17	17	17	17	17	17	24	24	24
Domestic and juvenile court:										
Number of cases filed	16,209	25,271	23,959	22,196	17,308	21,496	20,349	19,924	20,538	26,447

(Continued on next page)

**FRANKLIN COUNTY, OHIO**  
 Operating Indicators and Capital Asset Statistics  
 Last Ten Years

Table 23

	2005	2006	2007	2008	2009	2010	2011	2012	2013	2014
<b>Probate court:</b>										
Number of civil cases filed	292	288	305	247	300	286	387	263	339	326
Number of court rooms	1	1	1	1	1	2	2	2	2	2
<b>Municipal court:</b>										
Number of civil cases filed	45,372	56,001	60,728	52,772	47,604	52,085	48,867	48,771	42,393	44,257
Number of criminal cases filed	164,095	163,092	166,501	151,875	150,983	129,720	125,148	146,343	143,147	144,517
Number of small claims cases filed	9,064	9,121	9,657	8,436	8,348	7,147	6,338	6,721	6,273	6,849
Number of court rooms	16	16	16	16	16	16	23	23	23	23
<b>Public safety:</b>										
<b>Coroner:</b>										
Number of autopsies performed	1,423	1,168	1,071	967	951	1,150	1,134	1,139	1,092	1,147
<b>Sheriff:</b>										
<b>Jail operation</b>										
Average daily jail census	2,366	2,385	2,319	2,156	1,957	1,899	1,916	1,881	1,855	1,903
Prisoners booked	40,266	43,671	41,206	38,112	34,595	31,386	31,925	32,268	30,556	28,862
Prisoners released	40,271	40,054	41,166	38,141	34,535	31,227	31,745	32,322	30,134	29,089
<b>Enforcement</b>										
Number of incidents reported	148,227	158,001	143,291	148,582	160,769	157,067	149,924	149,533	133,519	129,711
Number of enforcement actions	33,105	39,069	34,866	35,198	35,340	32,880	30,765	32,709	28,742	35,539
Number of civil papers served	132,491	131,618	139,878	125,549	135,077	112,360	113,804	105,809	101,733	107,838
Number of runs dispatched	358,245	381,317	478,030	329,629	293,831	309,883	321,792	329,340	307,863	326,733
Number of Sheriff's vehicles	180	195	192	194	209	204	196	227	236	249
<b>Emergency management agency:</b>										
Number of emergency responses	15	24	15	18	10	9	19	14	16	19
<b>Animal care and control:</b>										
Number of service requests	15,856	16,322	17,303	17,134	16,198	16,102	16,214	16,116	14,137	13,497
Number of dogs impounded	13,095	12,459	13,345	13,035	12,783	13,062	12,666	11,697	11,727	10,918
Number of dogs adopted/returned to owner	5,843	6,634	6,244	6,746	6,570	6,763	6,277	6,709	6,388	5,530
<b>Human services:</b>										
<b>Veterans service commission:</b>										
Number of veterans entering office	13,679	13,064	15,419	17,675	23,727	24,709	27,341	24,464	27,768	26,079
Number of financial claims filed	5,503	4,856	5,109	5,912	6,451	6,130	6,293	4,307	4,810	3,895
Number of veterans receiving financial assistance	3,000	2,973	2,986	4,726	5,179	5,697	5,592	4,000	4,528	3,479
<b>Office on aging:</b>										
Number of seniors served	6,047	7,132	7,747	8,521	8,083	7,544	7,134	7,669	8,045	8,687
Home delivered meals provided	N/A	478,000	518,854	588,458	580,365	485,148	448,422	494,630	522,404	585,950
Miles of transportation provided	N/A	923,000	1,121,159	1,404,902	1,372,223	1,260,040	1,337,384	1,443,588	1,515,720	1,900,947
<b>Job and family services:</b>										
Number of clients - child care	10,805	12,093	12,838	14,859	19,741	20,852	20,853	18,653	21,111	33,258
Number of clients - food stamps	112,432	121,461	125,532	159,093	189,683	206,953	215,530	223,322	225,805	280,729
Number of clients - cash assistance	26,328	25,476	25,606	27,049	34,842	33,949	27,271	22,050	20,216	29,127
Number of clients - medicaid	174,522	186,510	186,353	204,887	226,728	240,927	236,780	252,849	259,848	329,804
Number of clients - career or job services	23,258	37,758	19,700	36,600	38,196	34,062	17,035	14,747	8,612	8,500
Number of clients - job placement	4,948	6,591	5,210	6,315	10,417	4,234	2,828	1,538	1,832	1,114

(Continued on next page)

**FRANKLIN COUNTY, OHIO**  
 Operating Indicators and Capital Asset Statistics  
 Last Ten Years

Table 23

	2005	2006	2007	2008	2009	2010	2011	2012	2013	2014
<b>Children services:</b>										
Number of children helped through direct services	29,251	11,832	10,802	8,999	11,069	11,136	11,115	12,188	10,805	10,948
Number of children adopted	238	172	205	199	153	166	201	142	153	152
Number of child welfare investigations	10,299	10,419	11,507	10,597	11,683	12,152	12,729	11,742	12,381	12,444
Number of children served in foster home care	3,732	3,617	3,318	2,985	2,649	2,481	2,496	2,349	2,347	2,261
Number of children served in all paid placement	4,798	4,673	4,265	3,837	3,308	3,205	3,264	3,065	3,106	3,146
<b>Child support enforcement agency:</b>										
Number of active support orders	50,343	51,418	47,843	48,536	54,704	57,313	60,196	62,956	64,505	64,607
Percentage collected-level of service	83.0%	84.0%	84.0%	82.5%	83.1%	83.1%	82.5%	82.7%	82.1%	81.1%
<b>Health:</b>										
<b>FCBDD:</b>										
Number of students enrolled										
Early intervention/education program	2,779	3,055	3,215	3,191	4,192	5,377	5,366	5,363	5,255	5,436
Sheltered workshop/community employment program	2,354	2,346	2,198	2,322	2,115	2,224	2,289	2,300	2,266	2,198
Habilitation	575	581	659	518	518	553	614	662	664	699
Number of facilities	13	13	13	13	14	15	15	15	15	15
Number of buses	206	197	200	204	204	200	173	152	149	155
<b>ADAMH board:</b>										
Number of adults treated	25,882	27,386	28,033	28,851	30,797	28,000	29,354	27,822	18,616	18,380
Number of children and adolescents treated	10,660	11,457	11,810	11,958	11,838	13,471	14,779	12,480	3,153	4,136
Number of adults receiving prevention services	47,851	50,680	45,425	29,713	17,391	23,226	24,682	21,063	23,661	35,898
Number of children and adolescents receiving prevention services	58,365	52,867	56,665	61,736	34,070	13,558	15,407	16,215	19,600	20,060
<b>Public works:</b>										
<b>Engineer:</b>										
Miles of road maintained	282	276	277	275	273	272	271	271	271	270
Miles of road resurfaced	10	24	13	17	11	6	5	13	11	16
Number of County maintained bridges	371	371	372	372	370	365	352	351	353	355
<b>Water and sewer operations:</b>										
Miles of water mains	62	62	62	62	62	62	62	62	62	62
Miles of sanitary sewer lines	82	90	95	95	95	96	96	96	96	96
Number of sewer and water treatment facilities	6	6	5	5	5	5	5	5	5	5
Number of pumping stations	2	8	11	12	12	13	18	18	18	18
Number of water customers	4,334	3,946	3,946	3,883	3,883	3,818	4,045	3,818	3,671	4,588
Number of sewer customers	5,990	5,803	5,830	5,767	5,767	5,721	5,676	5,685	5,341	6,462
<b>Parking facilities:</b>										
Number of parking facilities managed	8	8	8	4	4	4	4	4	4	2

Source: Various Franklin County agencies.

**FRANKLIN COUNTY, OHIO**  
Securities and Exchange Commission Rule 15c2-12  
Compliance Information  
As of December 31, 2014

---

On March 4, 2015, the County issued taxable special obligation notes in the amount of \$4,000,000 for the purpose of retiring the Series 2014 Stadium Facility Project Notes.

On June 3, 2015, the County issued Various Purpose Limited Tax Refunding Bonds, Series 2015 in the amount of \$68,190,000 for the purpose of (a) advance refunding of a portion of the County's outstanding Various Purpose Limited Tax General Obligation Bonds, Series 2007, dated July 24, 2007 (the "Series 2007 Bonds") and (b) paying the costs of issuance of the bonds.

No other obligations have been sold from that date to the date of this letter, June 30, 2015.

The following description of significant events is provided in compliance with the Rule for existing obligations outstanding at December 31, 2014.

1. There were no delinquencies of principal and/or interest payments.
2. There were no non-payment related defaults.
3. There have been no modifications to rights of the holders of the County's obligations.
4. On March 11, 2014, the County issued Series 2014 Various Purpose Limited Tax Refunding Bonds in the amount of \$92,690,000 with interest rates ranging from 1.0% to 5.0% (maturing from June 2025 through December 2035).
5. There were no calls of the County's obligations outstanding during 2014, nor did the County defease any other bonds during 2014.
6. There were no rating changes during 2014. The County maintains the highest long-term bond rating given by both Moody's Investor Services (Aaa) and Standard & Poor's (AAA) for its general obligation debt.
7. There have been no adverse tax opinions or events affecting the tax-exempt status of any of the County's outstanding obligations.
8. There were no unscheduled draws on debt service reserves reflecting financial difficulties.
9. There were no unscheduled draws on credit enhancements reflecting financial difficulties.
10. There was no substitution of credit or liquidity providers, nor was there a failure to perform.
11. The County did not release, substitute or sell any property securing repayment of its obligations.
12. The County will continue to provide all necessary annual information by filing its Comprehensive Annual Financial Report with the Municipal Securities Rulemaking Board through the use of the MSRB's electronic portal "EMMA," short for Electronic Municipal Market Access.