

Franklin County Auditor

Instructions: Direct Download – File Transfer Protocol

Google Chrome, Mozilla Firefox and Microsoft Edge browsers no longer support FTP. To access files on our FTP server you have two options:

Option 1: Use Internet Explorer to navigate to <ftp://apps.franklincountyauditor.com/>

Option 2: Use an FTP client to access the files. Directions for WinSCP (Windows) and Filezilla (Windows, Mac OS, Linux) are shown below. (If you are not using a personal PC, you may need to contact your IT Department to determine FTP client compatibility.)

WinSCP

- 1) Go to <https://winscp.net/> and click “Download Now”.



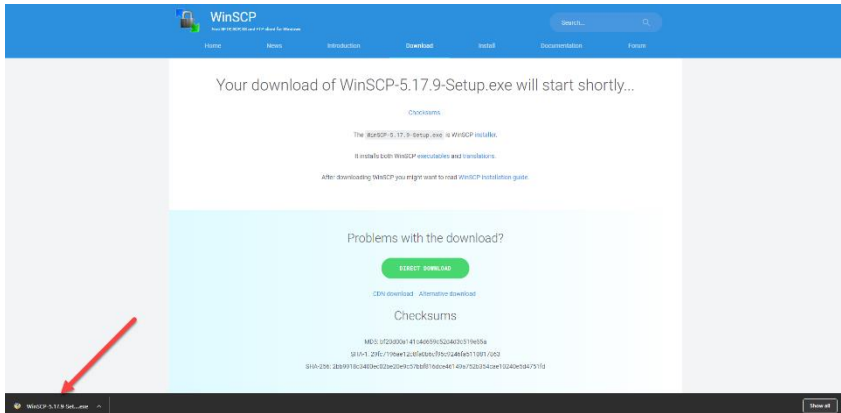
- 2) Select the version you want to download.



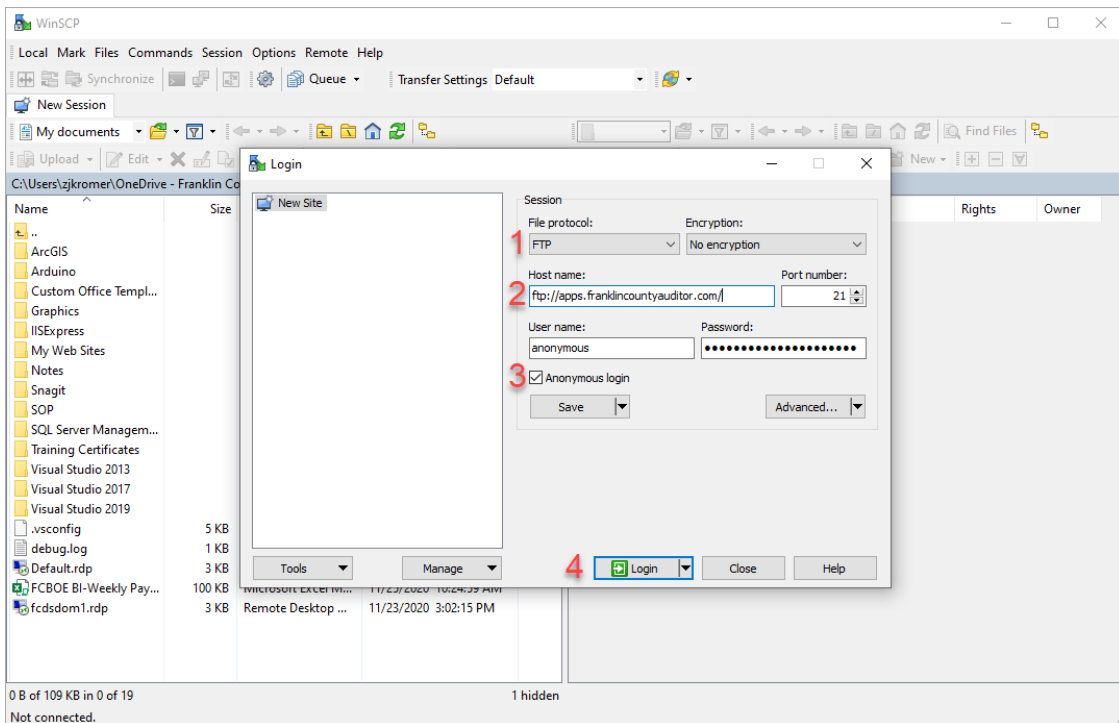
Franklin County Auditor

Instructions: Direct Download – File Transfer Protocol

- 3) A download tab will open up. Clicking on the download will start the installer when it is ready.



- 4) Follow the instructions on the install wizard. Once WinSCP is installed, run the WinSCP program.
- 5) To access the files:



- 1) Select “FTP” from the dropdown menu.
- 2) Enter the host name: <ftp://apps.franklincountyauditor.com/>
- 3) Select anonymous login. (User name and Password will autofill when the checkbox is selected)
- 4) Click “Login” to access the files.

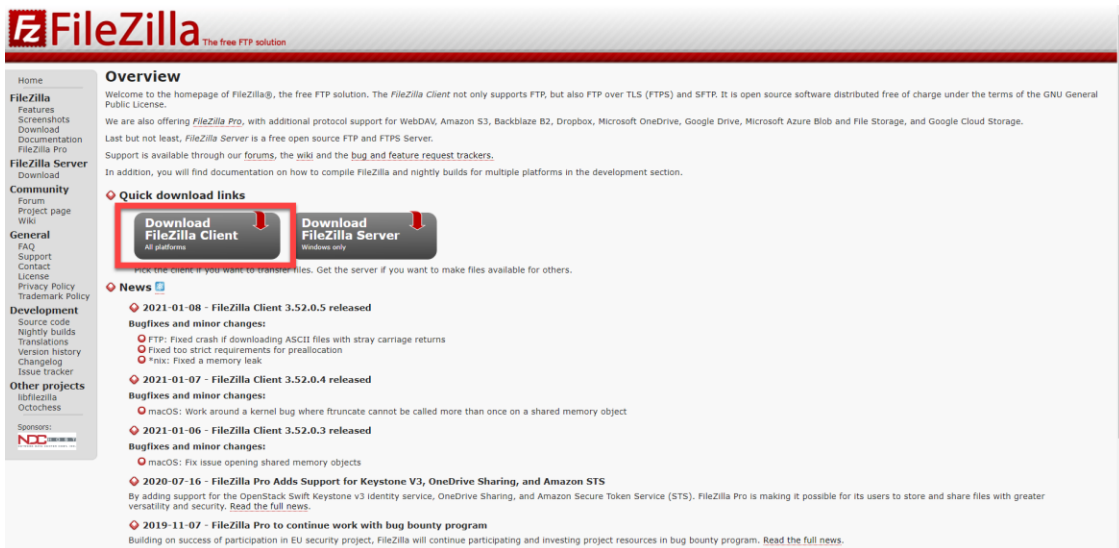
** Ensure that you are using ‘No Encryption’. A pop-up may occur asking you to confirm this option.

Franklin County Auditor

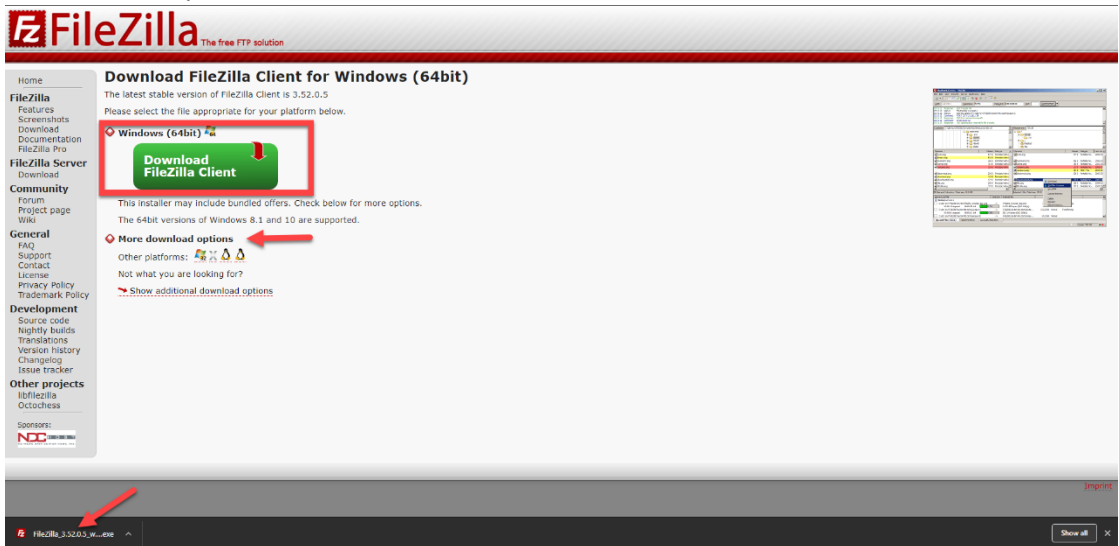
Instructions: Direct Download – File Transfer Protocol

FileZilla

1. Go to <https://filezilla-project.org/> and click “Download FileZilla Client”.



2. Ensure correct platform is selected, then click “Download FileZilla Client”.

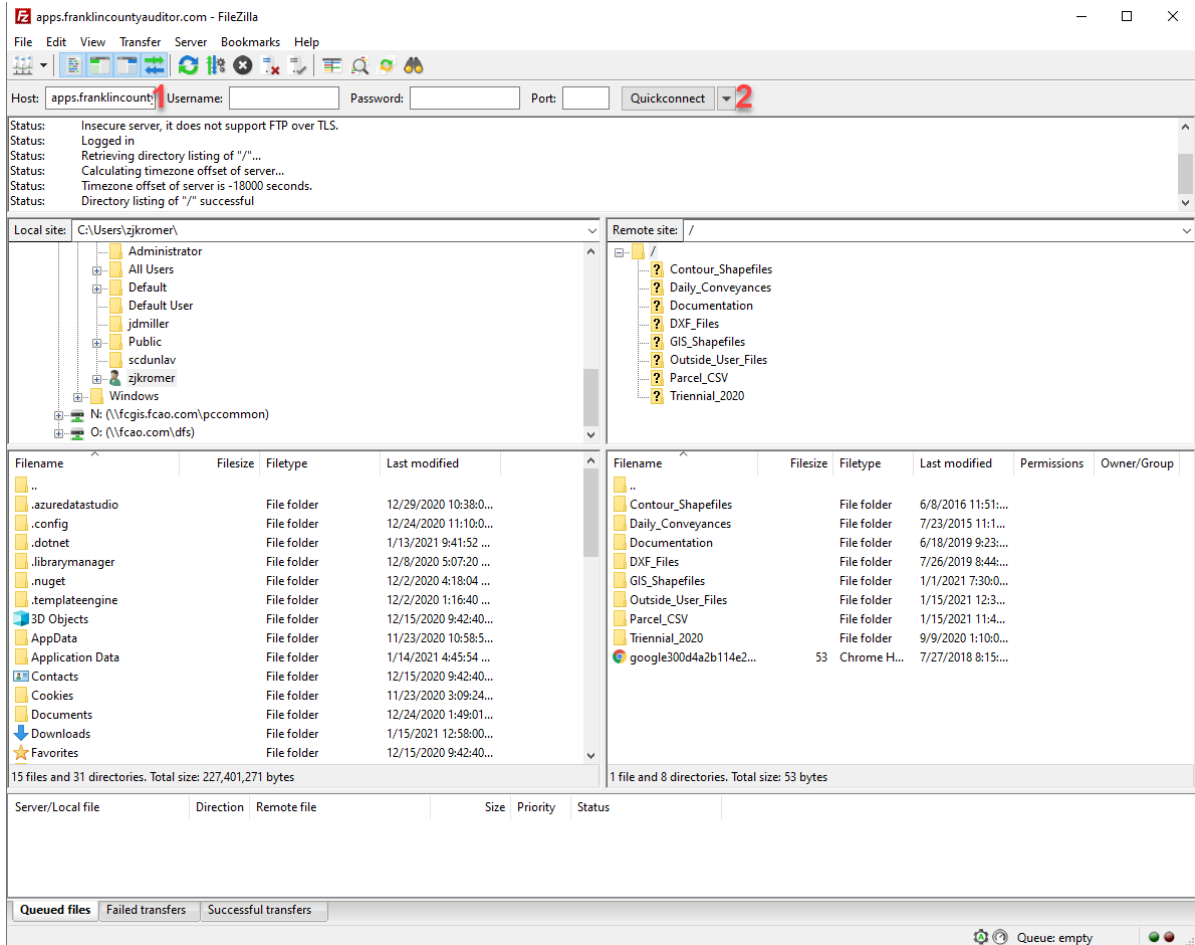


3. Once the client is downloaded, follow provided instructions to install the FileZilla Client. Once FileZilla is installed, run the program.

Franklin County Auditor

Instructions: Direct Download – File Transfer Protocol

4. To access the files:



1. Enter the host name: <ftp://apps.franklincountyauditor.com/>
2. Click the “Quickconnect” button.

**Ensure you are using ‘Only plain FTP (Insecure)’ encryption. A pop-up may occur asking you to confirm this option.