




December 2010			
Fund Number	Fund Name	Auditor's Adjusted Balance	Treasurer's Balance
1000	General	180,457,774.97	180,457,774.97
1001	Sheriff Rotary	454,761.02	454,761.02
1002	PFM Parking Facilities	2,721,478.18	2,721,478.18
1003	Unclaimed Costs	1,747,979.78	1,747,979.78
1004	Unclaimed Wages	25,760.16	25,760.16
1005	Commissioner Self Insurance	2,372,717.09	2,372,717.09
1006	Commissioner Stadium Pledge	3,643,595.50	3,643,595.50
2011	Animal Care and Control	476,031.87	476,031.87
2012	Job and Family Services	5,893,118.09	5,893,118.09
2013	Auditor Real Estate Assessment	13,149,883.00	13,149,883.00
2014	Sheriff Basic POTC	12,997.93	12,997.93
2015	Engineer Motor Vehicle & Gas Tax	4,540,017.52	4,540,017.52
2016	Recorder Equipment	138,782.67	138,782.67
2017	Common Pleas Computerization	1,986,084.47	1,986,084.47
2018	Dom/Juv Computerization	373,991.28	373,991.28
2019	Probate Computerization	142,122.91	142,122.91
2020	Children Svcs Capital Reserve	46.50	46.50
2021	Children Services	106,798,025.04	106,798,025.04
2022	Board of MRDD	265,584,167.85	265,584,167.85
2023	Comm PI Community Corrections	267,781.16	267,781.16
2024	Commissioner Domestic Shelter	130,157.50	130,157.50
2025	Probate Court Rotary	111,230.22	111,230.22
2026	Commissioner Vacation of Public Ways	5,291.80	5,291.80
2027	Office on Aging Senior Services	9,187,020.02	9,187,020.02
2029	Child Support Enforcement	1,557,467.28	1,557,467.28
2031	PFM Antenna Systems	1,198,023.53	1,198,023.53
2032	Sheriff Selective Enforcement	16,498.33	16,498.33
2033	Sheriff BWC Reimbursement	1,816.18	1,816.18
2034	Sheriff Jail Overcrowding	2,602.49	2,602.49
2035	Dom/Juv Indigent Treatment	16,169.81	16,169.81
2036	Common Pleas CBCF Operations	208.12	208.12
2038	Commissioner Zoo Park	36,318.72	36,318.72
2040	Treasurer Escrow Interest	669,643.91	669,643.91
2041	Probate Legal Research	360,395.55	360,395.55
2042	Dom/Juv Legal Research	171,910.17	171,910.17
2043	Common Pleas Legal Research	513,041.25	513,041.25
2044	Prosecutor Rotary	250,051.92	250,051.92
2045	Sheriff Child Support Enforcemt	35,432.17	35,432.17
2046	Treasurer Delinquent Tax Collectn	2,441,818.30	2,441,818.30
2047	Prosecutor Delinq Tax Collection	5,487,932.61	5,487,932.61
2048	Juv Felony Delinq Care & Custody	1,927,486.16	1,927,486.16
2053	Juv Truancy/Curfew Intervention	122,156.11	122,156.11
2055	Sheriff Enforcement & Education	56,752.00	56,752.00
2056	Probate Indigent Guardianship	56,734.06	56,734.06
2057	Sheriff Commissary	2,022,333.64	2,022,333.64

December 2010			
Fund Number	Fund Name	Auditor's Adjusted Balance	Treasurer's Balance
2059	Clerk of Courts Auto Title	5,256,768.78	5,256,768.78
2063	Common PI Probation Services	971,560.57	971,560.57
2064	Probate Mediation Fees	1,269.79	1,269.79
2068	Prosecutor Law Enforcemt Trust	0.85	0.85
2074	Sheriff Impaired Motorcycle Oper	50.98	50.98
2076	Dom/Juv SMART Project	136,469.24	136,469.24
2078	Office on Aging Adult Protective Svcs	242,254.89	242,254.89
2082	Community & Economic Developmt	663,909.70	663,909.70
2083	Homeland Security & Justice Programs	480,868.10	480,868.10
2085	JFS Children's Trust Fund	15,426.53	15,426.53
2089	Dom/Juv Drug Court	2,695.53	2,695.53
2094	Comm Pleas Correction Misdemeanor	61,109.62	61,109.62
2095	Engineer Stormwater Management	378,374.86	378,374.86
2096	Sheriff Concealed Handgun Licensing	467,048.48	467,048.48
2097	Probate Dispute Resolution	363,780.29	363,780.29
2111	ADAMH Levy	34,903,017.64	34,903,017.64
2112	ADAMH Local	751,078.48	751,078.48
2113	ADAMH State	5,627,863.83	5,627,863.83
2114	ADAMH Federal	446,342.91	446,342.91
2115	ADAMH SAPT Block Grant	18,654.41	18,654.41
2116	ADAMH Safe Act (SDFDSCA)	0.42	0.42
2117	ADAMH Social Services Block Grant	106,927.26	106,927.26
2118	ADAMH Mental Health Block Grant	157,746.76	157,746.76
2121	27th Pay Reserve	600,000.00	600,000.00
2123	Treasurer Tax Lien Administration	2,099,868.54	2,099,868.54
2127	Homeland Justice Assistance Grants	1,667,220.88	1,667,220.88
2129	Dom/Juv Special General Projects	1,197,122.24	1,197,122.24
2130	Commissioners Wireless 9-1-1	4,976,667.99	4,976,667.99
2131	Sheriff Continuing Professional Training	140,760.00	140,760.00
2133	MUNI Drug Court - Special Project Fund	148,130.12	148,130.12
2134	Drug Task Force	20,405.34	20,405.34
2135	Indigent Drivers Interlock	350.00	350.00
2137	Home Incarceration	0.00	0.00
2211	ARRA JAG	1,146,600.90	1,146,600.90
2212	ARRA V.A.W.A.	257,045.30	257,045.30
2214	ARRA C.D.B.G.	254,834.33	254,834.33
2215	ARRA Water Quality	149,487.74	149,487.74
2219	ARRA F.C.D.B.D.D.	3,107,240.32	3,107,240.32
2220	ARRA ADAMH	368,467.78	368,467.78
2222	ARRA HMG	0.03	0.03
2223	ARRA JAG Re-entry	265,872.97	265,872.97
2663	JUV Detention - Spec Food	12,735.36	12,735.36
2664	Sheriff DUI Enforcement Program	97,404.43	97,404.43
2665	Sheriff Federal Programs	5,885.57	5,885.57
2669	Sheriff Violence Against Women Grant	38,004.00	38,004.00
2670	Common Pleas Arbitration Filing Fee	36,510.42	36,510.42
2881	Engineer Boehm-Schleppi Ditch	2,111.32	2,111.32

December 2010			
Fund Number	Fund Name	Auditor's Adjusted Balance	Treasurer's Balance
2882	Engineer James Wiler Ditch	724.57	724.57
2883	Engineer Plaul Ditch	837.25	837.25
2884	Engineer Marsdale Ditch	651.22	651.22
2885	Engineer Immel Ditch	200.00	200.00
2886	Engineer Goodale Ditch	154.98	154.98
2887	Engineer Hamilton Ditch	1,599.92	1,599.92
2888	Engineer Joseph Carr Ditch	9,846.62	9,846.62
2889	Engineer Reserve at Hoover Ditch	10,378.23	10,378.23
2890	Engineer Reserve at Clark State	5,136.94	5,136.94
2891	Engineer Asbury Ditch	14,877.20	14,877.20
2892	Engineer Royal Elm Ditch	2,885.61	2,885.61
2893	Engineer Pinecrest Ditch	4,556.61	4,556.61
3031	Commissioner Bond Retirement	658,130.36	658,130.36
3032	Commissioner Bond Retirement	29,542.10	29,542.10
3033	Commissioner Stadium Debt Service	350,064.05	350,064.05
4041	PFM Permanent Improvements	743,900.46	743,900.46
4042	Sanitary Engineer Projects	2,200,640.87	2,200,640.87
4049	PFM New Courthouse Bldg Construction	11,931,600.21	11,931,600.21
4050	PFM Stadium Construction	13,254.00	13,254.00
4053	Sheriff Jail Management System	1,801,473.86	1,801,473.86
4054	PFM Animal Shelter Construction	9,580,242.43	9,580,242.43
4056	PFM Energy Conservation Measures	423,691.00	423,691.00
4057	E-Filing Project	115,804.42	115,804.42
4061	Hall of Justice IMP	7,503,987.15	7,503,987.15
4062	Road Projects - 2010 Bonds	3,001,108.68	3,001,108.68
5052	Sanitary Engineer Water	286,089.08	286,089.08
5053	Sanitary Engineer Sewer	610,972.12	610,972.12
5056	Sanitary Eng Capital Improvemts Water	147,447.19	147,447.19
5057	Sanitary Eng Capital Improvemts Sewer	70,857.39	70,857.39
5059	Sanitary Eng Water Quality Partnership	125,442.74	125,442.74
5060	Sanitary Sewer Bonds	6,361,242.23	6,361,242.23
6061	Workers Comp Reserve	6,771,392.09	6,771,392.09
6062	PFM Telecommunications Fund	1,037,905.51	1,037,905.51
6063	Employee Benefits Self Insurance	13,641,723.35	13,641,723.35
8011	Auditor Homestead Late File Refund	3,011.13	3,011.13
8012	Auditor Real Estate Overpays	2,958,200.94	2,958,200.94
8013	Treasurer Real Estate Overpays	11,857,861.92	11,857,861.92
8014	Real Estate Tax - Interim Real Estate	35,477,488.95	35,477,488.95
8015	Real Estate Tax - Treasurer's	28,873,160.45	28,873,160.45
8018	Sheriff Sales Real Estate Tax	1,623,016.72	1,623,016.72
8021	Treasurer Personal Property Dupl Tax	560,075.08	560,075.08
8025	Delinquent General Personal Property	490,240.46	490,240.46
8031	Estate Tax - Estimated Payments	967,474.45	967,474.45
8032	Undivided Estate Tax	8,790,366.07	8,790,366.07
8042	Manufactured Homes Interim	95,763.71	95,763.71
8046	Treasurer Manufactured Homes Overpays	10,494.86	10,494.86

December 2010			
Fund Number	Fund Name	Auditor's Adjusted Balance	Treasurer's Balance
8050	Motor Vehicle Gas Tax	91,355.63	91,355.63
8070	Auditor Undivided Cigarette Tax	857.41	857.41
8090	Engineer Municipal Motor Vehicle Tax	7,634,453.67	7,634,453.67
8150	Board of Elections Ohio Elect Comm Fees	22,725.00	22,725.00
8160	Engineer Subdivision Escrow	8,090.84	8,090.84
8171	Commissioner Ohio Public Defender - City	31,744.17	31,744.17
8180	Auditor Fax and Copy Escrow	50.00	50.00
8182	Common Pleas Work Release Escrow	8,754.31	8,754.31
8183	Common Pl Home Incarceration Escrow	75,427.83	75,427.83
8184	Development Annexation Deposit Escrow	2,353.25	2,353.25
8185	Treasurer Tax Prepayment Escrow	21,025,060.34	21,025,060.34
8186	Contractor Escrow	5,654,782.18	5,654,782.18
8187	Treasurer Tax Lien Certificate	1,825,534.76	1,825,534.76
8188	Bond Investment Agency	2,624.68	2,624.68
8189	Developer Deposit	25,000.00	25,000.00
8190	Auditor I-670 Escrow	2,572.18	2,572.18
8210	Recorder Overpayments	34,968.02	34,968.02
8211	Recorder Escrow	235,301.70	235,301.70
8212	Recorder Housing Trust Fund Fees	1,268,281.87	1,268,281.87
8213	Clerk of Courts Public Defender Fee	128,530.00	128,530.00
8231	Sanitary Engineer Village of Lockbourne	60,258.38	60,258.38
8233	Sanitary Eng Columbus Capacity Fees	8,652.50	8,652.50
8242	PFM Parking Garage Escrow	23,959.00	23,959.00
8244	Purchasing Surplus Auction	11,377.00	11,377.00
8250	Auditor Payroll Revolving	15,441,237.60	15,441,237.60
8251	Auditor Benefit Revolving	130,424.40	130,424.40
8262	Treasurer Incoming Electronic Funds Xfr	211,494.58	211,494.58
8300	Auditor Warrant Clearance - A/P	8,153,541.74	8,153,541.74
8301	Auditor Warrant Clearance - Payroll	316,921.89	316,921.89
8302	Auditor Warrant Clearance - Booth Workers	13,750.84	13,750.84

December 2010			
Fund Number	Fund Name	Auditor's Adjusted Balance	Treasurer's Balance
9000	Treasurer Suspense	0.00	428,954.78
9012	Soil & Water Conservation	527,398.08	527,398.08
9013	Mid Ohio Regional Planning Commission	571,424.71	571,424.71
9014	Metro Parks	20,200.49	20,200.49
9017	Board of Health Trailer Park	10,518.14	10,518.14
9024	Sheriff Terry Brown Trust 79CVII	300.00	300.00
9026	Board of Health	276,822.33	276,822.33
9027	Board of Health Public Health Nurse	108,954.22	108,954.22
9028	Board of Health Environmental Health	386,962.97	386,962.97
9029	Emergency Management Agency	831,456.13	831,456.13
9030	Emerg Mgmt Special CEPAC Emerg Plan	83,742.98	83,742.98
9031	Emerg Mgmt Warning	231,804.68	231,804.68
9034	Board of Health Anti-Dumping	77,617.78	77,617.78
9035	Board of Health Rabies Prevention	80,564.35	80,564.35
9036	Board of Health Regional Public Health	16,818.04	16,818.04
9037	MORPC Facility Fund	323,334.91	323,334.91
9038	Board of Health Ground Water Monitoring	251,428.76	251,428.76
9039	Community Based Correctional Facility	646,024.01	646,024.01
9040	CBCF Resident Agency	100,000.00	100,000.00
9041	Finance Port Authority	4,559.18	4,559.18
9042	MORPC Building Sale	2,900,036.61	2,900,036.61
9043	MORPC Facility Fund	936,704.63	936,704.63
9044	Ground Water Monitoring	19,662.32	19,662.32
Totals		914,833,490.61	915,262,445.39
			0.00
			(7,457,697.82)
CO. TREASURER INVESTMENTS			900,477,516.50
CO. DEPOSITORY			11,884,892.28
MORPC INVESTMENTS			2,900,036.61
TOTAL PER FORM 6			915,262,445.39
DIFFERENCE BETWEEN AUDITOR AND TREASURER			428,954.78
ITEMS IN SUSPENSE AT MONTH-END (SEE ATTACHED)			(428,954.78)
			(0.00)
Pursuant to ORC 319.15, the Franklin County Auditor's Office HEREBY CERTIFIES on January 20, 2010 , that the foregoing is a true and accurate statement of the finances of FRANKLIN COUNTY, OHIO, as of December 31, 2010 showing the balance on hand in each fund and the balance of money in the treasury and depository.			
FRANKLIN CO.			Auditor
FRANKLIN CO.			Treasurer


1/24/2011

